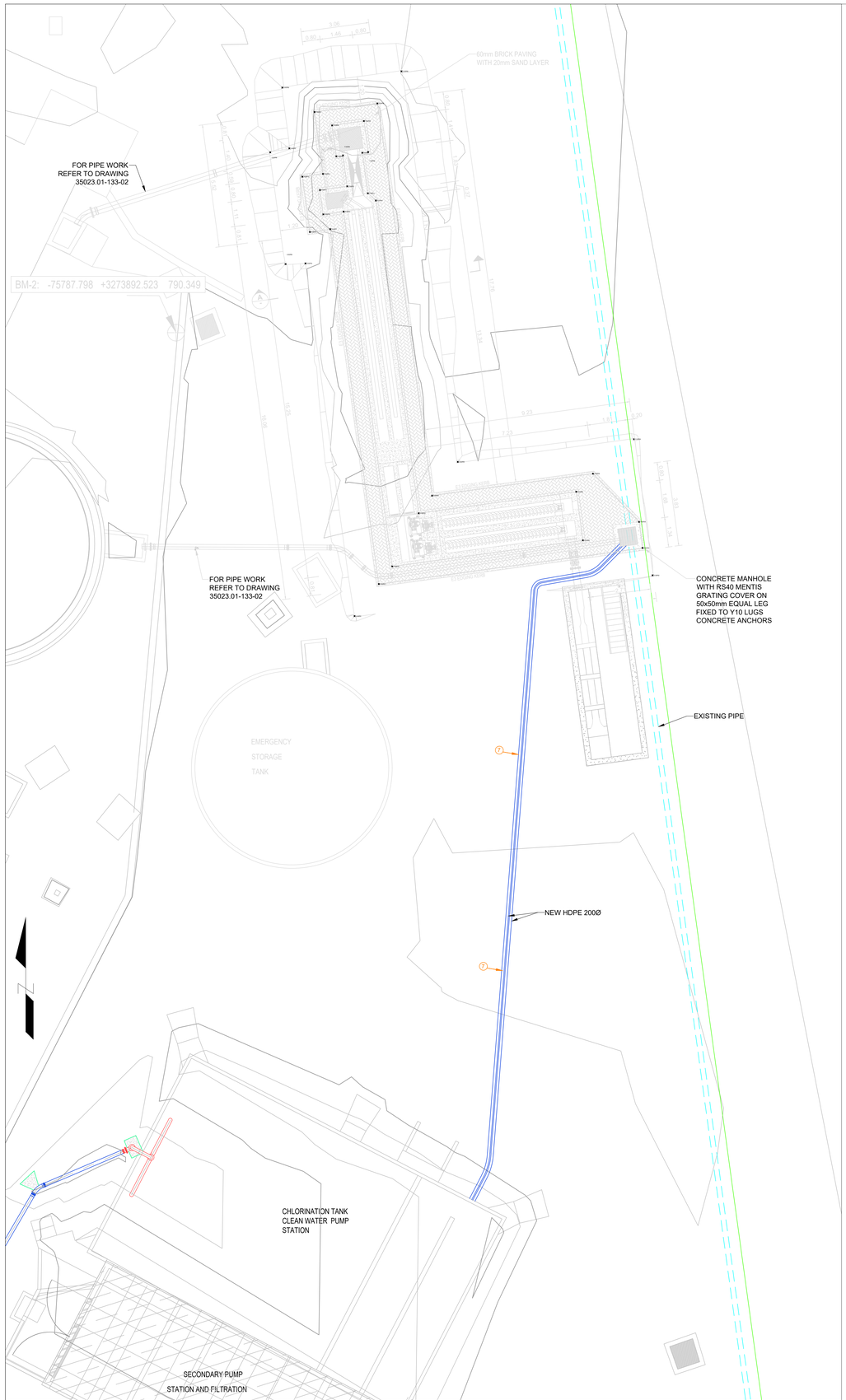
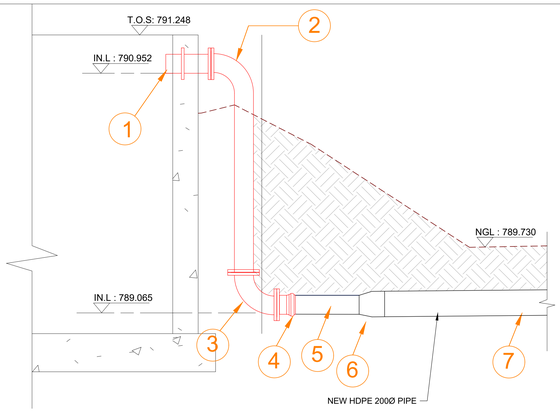
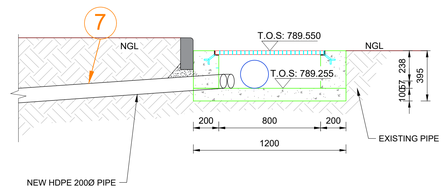


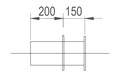

GENERAL LAYOUT

SCALE 1:80





PIPE SCHEDULE-10BAR

NO.	NO. OFF	MATERIAL	FITTING DESCRIPTION	FITTING SKETCH
1	1	EPOXY COATED	DN150 PUDDLE PIPE, FLANGED ONE END. FLANGE DRILLED TO SANS 1123 TABLE T1000/3	
2	1	HD-GALV.	DN150 HD GALVANIZED PIPE, FLANGED BOTH ENDS FLANGE DRILLED TO SANS 1123 TABLE T1000/3	
3	1	HD-GALV.	DN150 PIPE SECTION 90° BEND ,WITH PIPE SECTION FLANGED BOTH-ENDS FLANGE DRILLED TO SANS 1123 TABLE T1000/3	
4	1	CAST IRON	FLANGED ADAPTOR FLANGE DRILLED TO SANS 1123 TABLE T1000/3	
5	1	HDPE	ND150mm SDR17 PIPE FLANGED OR WELDED FLANGE DRILLED TO SANS 1123 TABLE T1000/3	
6	1	HDPE	CONCENTRIC REDUCER: DN200mm TO DN150mm FLANGED OR WELDED BOTH ENDS FLANGE DRILLED TO SANS 1123 TABLE T1000/3	
7	7	HDPE	ND200mm SDR17 PIPE FLANGED OR WELDED (6m PIPES TO BE CUT TO FIT) FLANGE DRILLED TO SANS 1123 TABLE T1000/3	

NOTES:

1. FLANGED CONNECTIONS MATING GALVANISED FLANGES TO GALVANISED FLANGES TO USE: STUDS BOLTS, SABS 1700-5-1 GR8.8, HOT DIPPED GALVANISED, THREAD TO SABS 1700-2-4 WITH HEX NUTS, NORMAL WEIGHT, SABS 700-14-1, GR8.8, HOT DIPPED GALVANISED.
2. FLANGED CONNECTIONS MATING GALVANISED FLANGES TO STAINLESS STEEL FLANGES AND STAINLESS STEEL TO STAINLESS STEEL FLANGES TO USE: SA 193 GR B8 STUDS WITH SA 194 GR 8M NUTS. NICKLESLIP TO BE APPLIED BEFORE TIGHTENING BOLTS.
3. ALL WASHERS, FLAT, NORMAL, DIN 125, MATERIAL TO MATCH NUT MATERIAL.
4. FLANGES AND PUDDLE FLANGES TO BE SABS 1123, 1000/3, UON. MATERIAL TO MATCH PIPE MATERIAL.
5. GASKETS TO BE FULL FACE TYPE, PN10, KLINGERSIL C4430 1,5mm THICK.
6. QUANTITIES T.B.D. BY CONTRACTOR.
7. ALL GALVANISING TO BE HOT DIP GALVANISING.
8. ALL GALVANISED STEEL PIPING BELOW GROUND TO BE DENSO WRAPPED.
9. ALL HDPE PIPING TO BE FUSION BUTT-WELDED.
10. 500NB FLANGES BOLT STUD LENGTHS TO BE MIN 145mm LONG.
11. 400NB FLANGES BOLT STUD LENGTHS TO BE MIN 130mm LONG.
12. 300NB FLANGES BOLT STUD LENGTHS TO BE MIN 115mm LONG.
13. 100NB FLANGES BOLT STUD LENGTHS TO BE MIN 95mm LONG.

NOTES / LEGEND

GENERAL

* THE CONTRACTOR IS RESPONSIBLE FOR ENSURING THAT ALL MATERIALS AND WORKMANSHIP CONFORM WITH THE DETAILS AND SPECIFICATIONS SHOWN ON THIS DRAWING, AND ALL RELEVANT SABS SPECIFICATIONS, IRRESPECTIVE OF WHETHER THE ENGINEER HAS INSPECTED THE WORKS ON SITE OR NOT.
* ALL DIMENSIONS AND LEVELS TO BE CHECKED ON SITE AND CORRELATED WITH THE ENGINEER'S DRAWINGS BEFORE CONSTRUCTION COMMENCES.
* NO SCALING WITH SCALE RULER FROM THE DRAWING IS PERMITTED. THE CONTRACTOR MUST ENSURE THAT HE GETS THE CORRECT DIMENSIONS FROM THE ENGINEER BEFORE CONSTRUCTION COMMENCES.
* ALL MATERIALS AND CONSTRUCTION METHODS MUST COMPLY WITH THE NATIONAL BUILDING REGULATIONS (ACT NO. 103 of 1977) INCLUDING ALL AMENDMENTS, AS WELL AS TO ALL LOCAL AUTHORITY REGULATIONS.
* ALL MATERIALS MUST BE FINISHED AND FIXED STRICTLY IN ACCORDANCE WITH THE RELEVANT MANUFACTURERS SPECIFICATIONS, UNLESS EXPLICITLY SPECIFIED DIFFERNTLY.
* ANY DISCREPANCIES OR UNCLEAR ITEMS MUST BE POINTED OUT TO THE ENGINEERS FOR CORRECTION OR EXPLANATION PRIOR TO COMMENCEMENT OF CONSTRUCTION.

DRAWING NOT PRINTED TO SCALE
REDUCED FROM A0 TO A3.

ISSUE DATE:	DRAWING SIZE:	REVISION:
01/06/2026	A1	0

	PRELIMINARY
	INFO ONLY
X	FOR TENDER
	FOR CONSTRUCTION
	AS-BUILT

CLIENT PLAN NUMBER

LAYERS USED

FOR CONSTRUCTION

REFERENCE DRAWINGS

NUMBER	REVISION	DRAWING DESCRIPTION

APPROVED BY COUNCIL / CLIENT

CITY ENGINEER / CLIENT REG. NO. DATE

AMENDMENTS CODE

A,B,C.../ : BEFORE TENDER
T0 / : TENDER DRAWING
0,1,2.../ : AFTER TENDER
Z / : AS BUILT

IA : BY CLIENT
IB : BY ARCHITECT
IC : BY MECHANICAL OR ELECTRICAL
ID : BY BVI
IE : BY OTHER ()

DATE	INITIAL	No./CODE	REVISION DESCRIPTION
2025/09/29	B.B	1/D	ISSUE FOR CONSTRUCTION

COPYRIGHT
THIS DRAWING IS THE PROPERTY OF BVI - CONSULTING ENGINEERS
IS PRIVATE AND CONFIDENTIAL AND IS SUPPLIED ON THE EXPRESS UNDERSTANDING
THAT IT IS NOT TO BE USED FOR ANY PURPOSE OR COPIED OR COMMUNICATED TO
ANY PERSON WITHOUT THE WRITTEN PERMISSION OF THE PROPRIETORS.

OFFICES

PROVINCE	OFFICE		E-MAIL
Gauteng	Pretoria	(012) 349-9999	pta@bvigr.co.za
Free State	Bloemfontein	(051) 447-2137	bfn@bvifs.co.za
	Welkom	(057) 353-3486	wel@bvifs.co.za
Northern Cape	Upington	(054) 337-6600	upt@bvinc.co.za
	Springbok	(027) 712-3614	spb@bvinam.co.za
KwaZulu-Natal	Durban	(031) 266-8382	dbn@bvikzn.co.za
	Empangeni	(035) 792-1787	emp@bvikzn.co.za
Eastern Cape	Port Elizabeth	(041) 373-4343	bvinc@mweb.co.za
	Cradock	(048) 881-3344	cdk@bvifs.co.za
Western Cape	Cape Town	(021) 418-3935	wp@bvinc.co.za

Visit or contact us online at www.bvigroup.co.za

bvi ENGINEERING PROCUREMENT MANAGEMENT
Springbok Office
Registration No. 1998/003528/07

ISO 9001 Registered
SANAS
BBBEE Level 1
CESA Consulting Engineers South Africa

CLIENT

NAMA-KHOI MUNICIPALITY

PROJECT

NABABEEP WWTW EPC

DRAWING TITLE

OVERFLOW PIPES LAYOUT, SECTIONS AND DETAILS-CHLORINE TANK

APPROVED BY BVI

20160772 OCT 2016

ENGINEER/TECHNOLOGIST REG. NO. DATE

SCALE	AS SHOWN	DRAWN	J. JAFTHA
DESIGNED	W. CLOETE	CHECKED	W. CLOETE

PLAN NUMBER	REVISION NO.	DATE SAVED
35023.01-133-02	T0	01/06/2026

35023.01-133-02revT0-Overflow Pipes Layout, Sections and Details-Chlorine Tank Phase 02.dwg

O:\ISO Deltek V18\30000 - 79999 Projects\35023.01 Nababeep WWTW EPC\Drawings\Drawings Tender stage\Phase 02\Jacques Jaftha\35023.01-133-02revT0-Overflow Pipes Layout, Sections and Details-Chlorine Tank Phase 02.dwg