CITY OF TSHWANE
IGNITING EXCELLENCE

TENDER REFERENCE: HD 04-2024/25

TENDER FOR THE COMPLETION OF EXISTING INCOMPLETE LUSAKA CLINIC IN MAMELODI EXTENSION 22.

VOLUME 1

A Tender for category 7GB or higher CIDB registered contractors

ISSUED BY:	**PREPARED BY:**
The Chief Financial Officer Financial Services Department Supply Chain Management 320 Madiba Street, Pretoria PO Box 440 Pretoria 0001 Tel: (012) 358 2994	Group Head Health Department 320 Madiba Street, Pretoria PO Box 440 Pretoria 0001 Contact: Ms Kholofelo Ramafemo Tel: (012) 358 4244 Email: KholofeloR@TSHWANE.GOV.ZA

Registered Name of Tenderer:	
Trading Name of Tenderer:	
Registration No. of Entity:	
Postal address of Tenderer:	
Contact Person:	CoT Vendor No:
Tel. No.:	E-mail Address:
Cell No.:	Fax No:
CIDB CRS Number(s) :	

© Copyright City of Tshwane

In compliance with THE CIDB standards for uniformity

CONTENTS

DESCRIPTION			COLOUR
PORTION 1: TENDER			
PART T1	**TENDERING PROCEDURES**		
	T1.1	TENDER NOTICE AND INVITATION TO TENDER	White
	T1.2	TENDER DATA	Pink
	T1.3	STANDARD CONDITIONS OF TENDER	Pink
PART T2	**RETURNABLE DOCUMENTS**		Yellow
PORTION 2: CONTRACT			
PART C1	**AGREEMENTS AND CONTRACT DATA**		
	C1.1	FORM OF OFFER AND ACCEPTANCE	Yellow
	C1.2	CONTRACT DATA	Yellow
	C1.3	FORM OF GUARANTEE	White
	C1.4	HEALTH AND SAFETY AGREEMENT	White
	C1.5	ADJUDICATOR'S AGREEMENT	White
PART C2	**PRICING DATA**		
	C2.1	PRICE INSTRUCTIONS	Yellow
	C2.2	PRICE SCHEDULE	Yellow
PART C3	**SCOPE OF WORK**		
	C3.1	DESCRIPTION OF THE WORKS	Blue
	C3.2	ENGINEERING	Blue
	C3.3	PROCUREMENT	Blue
	C3.4	CONSTRUCTION	Blue
	C3.5	MANAGEMENT	Blue
	C3.6	SPECIFICATION AND VARIATIONS	Blue
	C3.7	CORRECTIONS & AMENDMENT TO STANDARD SPECIFICATION	Blue
	C3.9	HEALTH & SAFETY SPECIFICATION	Blue
PART C4	**SITE INFORMATION**		
	C4.1	LOCALITY PLAN	Green

FFFPORTION 1: TENDER

PART T1: TENDER PROCEDURES

TABLE OF CONTENTS

T1.1 TENDER NOTICE AND INVITATION TO TENDER……2

T1.2 TENDER DATA……3

T1.3 STANDARD CONDITIONS OF TENDER……21

T1.1 TENDER NOTICE AND INVITATION TO TENDER

HD 04-2024/25

CITY OF TSHWANE
HEALTH DEPARTMENT

TENDER FOR THE COMPLETION OF EXISTING INCOMPLETE LUSAKA CLINIC IN MAMELODI EXTENSION 22.

Tenders are hereby invited for the above services.

Tenderers should have a CIDB contractor grading designation of **7GB** or higher.

Tenders will be received until 10h00 on 30 April 2025. Tenders will be received on the closing dates and times shown, must be enclosed in sealed envelopes, bearing the applicable tender heading and reference number, as well as the closing time and due date, and must be addressed to: - **The Chief Financial Officer, Tshwane House, 320 Madiba Street, Pretoria, 0002**

Tenders are hereby invited for the above work.

Tenders will be evaluated on the basis of awarding points for B-BBEE Status of Contributor for the Construction Charter Scorecard and quality of the tenderer. The **80/20** ***Preference*** Point System will be applied to this tender.

A **COMPULSORY CLARIFICATION MEETING** with a representative of the Employer will take place in **Erf 37313 and 38072, Letsogo Street, Mamelodi Ext 22 (Coordinates: S.25,766385; E.28,269207 on 10 April 2025 at 10h00.**

The lowest or any tender will not necessarily be accepted, and the Municipality reserves the right to accept any tender as a whole or in part or no tender.

Tenders must remain valid for a period of **90 days** after the closing date for the submission of tenders, during which period a tender may not be amended or withdrawn and may be accepted at any time by the Municipality.

The closing time for receipt of tenders is **10h00 on the 30 April 2025.** Tenders will be received on the closing date and time shown, must be enclosed in sealed envelopes bearing the applicable tender heading and reference number, as well as the closing time and due date, and must be addressed to the Executive Director, SUPPLY CHAIN MANAGEMENT, PRETORIA, 0001 and must be submitted in the tender box situated at **Tshwane House, 320 Madiba Street, Pretoria, 0002**. Tenders will be opened at the latter address at the time indicated.

ENQUIRIES: **Ms. Kholofelo Ramafemo**
Tel (Office): 012 358 4244
Fax: NA
E-Mail: KholofeloR@TSHWANE.GOV.ZA

T1.2 TENDER DATA

The conditions of tender are the Standard Conditions of Tender as contained in **Annexure C** of **Standard for Uniformity in Engineering and Construction Works Contracts (Board Act 38 of 2000 read with Regulation 24 of the Construction Industry Development Regulations, (as amended) issued in terms of section 33.**

The Standard Conditions of Tender makes several references to the Tender Data. The Tender Data shall have precedence in the interpretation of any ambiguity or inconsistency between it and the Standard Conditions of Tender to which it mainly applies.

CLAUSE NUMBER		TENDER DATA
C.1.1	Actions	The Employer is **City of Tshwane Metropolitan Municipality**
C.1.2	Tender Documents	Volume 1: Tender Document **THE TENDER** **Part T1: Tendering Procedures** T1.1 – Tender Notice and Invitation to Tender T1.2 – Tender data T1.2 – Standard Conditions of Tender **Part T2: Returnable documents** T2.1 – List of returnable documents T2.2 – Returnable schedules **THE CONTRACT** **Part C1: Agreements and contract data** C1.1 – Form of offer and acceptance C1.2 – Contract data **Part C3: Scope of work** C3 – Scope of work **Part C4: Site information** **Volume 2: Tender Drawings**
C.1.3 *C.1.3.4*	Interpretation	**Add** the following new clause: *The tender documents have been drafted in English. The contract arising from the invitation to tender shall be interpreted and construed in English*
C.1.4	Communication (Employer's Agent(s)	Agent: **Tshashu Consulting and Project Managers** Address: **The Village, Block C, First Floor, Unit 290, Cnr Oberon & Glenwood, Faerie Glen, Pretoria, 0043** Tel: **012 348 1896** E-Mail: **admingp@t**sconsulting**.co.za**
C.2.1	Eligibility	Only those Tenderers who satisfy the following eligibility criteria are eligible to submit tenders: Only those tenderers who are registered with the CIDB or are capable of being so prior to the evaluation of submissions, in a contract grading designation equal to or higher than a contractor grading designation determined in accordance with the sum tendered for an **7GB or higher class of construction work**, are eligible to submit tenders. The City of Tshwane intends to appoint one suitable service provider.

CLAUSE NUMBER		TENDER DATA
		Joint Ventures are eligible to submit tenders provided that: 1. every member of a joint venture is registered with the CIDB within 10 days of the closing date of tenderers. 2. the lead partner has a contractor grading designation in the **6GB or higher class of construction work**; and The combined contractor grading designation calculated in accordance with the Construction Industry Development Regulations is equal to or higher than a contractor designation in accordance with the sum tendered for an **7GB or higher class of construction work** or a value determined in accordance with Regulation 25(1B) or 25(7A) of the Construction Industry Development Regulations. C.2.1.1 Only tenderers who meet the mandatory requirements as follows: **The company experience must indicate that at least one building work projects has been completed successfully.** **Project Contract Manager** Minimum Qualification: BSc or B-Tech in Building Science or Civil Engineering or Construction Management or Architectural or Quantity Surveyor. Professional registration with Engineering Council of South Africa as Civil Engineering, Association of South African Quantity Surveyors as Quantity Surveyor, South African Council for the Architectural Profession as Architect, South African Council for the Project and Construction Management Professions as Construction Project Manager or Construction Manager. (attach copy qualifications and proof of Professional Registration) **Project Site Agent/Construction Manager** Minimum Qualifications: National Diploma in Building Science or Civil Engineering or Construction Management or Architectural or Quantity Surveyor. (attach copy of CV and certified qualifications) **Foreman** Artisan qualification/certification or higher qualification in Building Science or Construction Management (attach copy of CV with certified qualifications). **Safety Officer** Qualification: Professional registration with SACPCMP as Safety Officer or Safety Manager (attach copy of professional registration)
C.2.2	Cost of Tendering	Add the following to the sub-clause C2.2.1: "The employer will not compensate the tenderer for any costs incurred in attending interviews or making any submissions in the office of the employer.
C.2.5	Reference Documents	**Add the following:** Unless specified otherwise in this document, the following standards and conditions of contract will be applicable under this Contract: • The latest print version as current at 30 days before close of tenders of the document ***"JBCC Series 2000 Edition 4.1 code 2101 March 2005"*** including corrections thereto as

CLAUSE NUMBER		TENDER DATA
		current at 30 days before close of tenders, as published by the *Association of South African Quantity Surveyors.* The document may be purchased in hard copy from the *Association of South African Quantity Surveyors* or may be purchased online as an electronic reference document in PDF format by following the relevant links on www.asaqs.org.za. The corrections may be downloaded from the SAICE website www.asaqs.org.za.
C.2.7	Clarification meeting	The arrangements for a **compulsory** clarification meeting are as stated in the tender notice and invitation to tender. Confirmation of attendance will be recorded on site in the attendance register to be signed by all tenderers. Addenda will be issued to and tenders received from those tendering entities appearing on the attendance register. Tender documents will not be made available at the clarification meeting
C.2.8	Seek clarification	**Replace** the clause with the following: *Request clarification of the tender documents, if necessary, by notifying the employer at least 7* **(seven) working days** *before the closing time stated in the tender data.* The document is downloadable on the National Treasury website (www.etenders.gov.za) and City of Tshwane website (www.tshwane.gov.za)
C.2.9	Insurance	**Add** the following to the clause Be aware that the extent of insurance to be provided by the Employer (if any) might not be for the full cover required in terms of the conditions of contract identified in the contract data. The tenderer is advised to seek qualified advice regarding insurance.
C.2.10	Pricing the tender offer	**Add the following sub-clause 2.10.5:** "A digital copy of the Bill of Quantities can be obtained from the Employer's Agent at the office of the Engineer upon sufficient notice."
C.2.11	Alterations to documents	**Add the following to the clause:** "In the event of a mistake having been made, it shall be crossed out in black ink and the corrected entry made above in black ink and shall be accompanied by the full signatures of the authorised signatories next to every correction. **No correction fluid may be used. If correction fluid has been used, the tender as a whole will not be considered.** The Municipality will reject the bid if corrections are not made in accordance with the above."
C.2.12	Alternative offers	No alternative tender offers will be considered.
C.2.13	Submitting a tender offer	• The tender offer **shall be completed in non-erasable black ink** • Any entry made by the tenderer in the document which the tenderer desires to change, **shall not be erased or painted out**. A line shall be drawn through the incorrect entry and the correct entry shall be written above in **non-erasable black ink** and the **full signature** of the tenderer shall be placed next to the correction.
C.2.13.2		Replace the contents of the clause with the following:

CLAUSE NUMBER	TENDER DATA
	"Return all volumes of the tender document to the Employer after completion of the relevant sections of each volume in their entirety, either electronically (if they were issued in electronic format) or by writing in black ink. All volumes are to be left intact in its original format and no pages shall be removed or re-arranged. Each Tenderer is required to return the complete set of returnable documents as listed in Part T2 with all the required information supplied and completed in all respects."
C.2.13.3	Add the following to the clause: "Submission of copies of the tender document is NOT required. Tenderer will be required to submit the completed ORIGINAL tender documents as listed above in C1.2 PLUS any required supporting documentation."
C.2.13.4	**Add** the following to the clause *Only authorised signatories may sign the original and all copies of the tender offer where required.* *In the case of a **ONE-PERSON CONCERN** submitting a tender, this shall be clearly stated.* *In the case of a **COMPANY** submitting a tender, include a copy of a **resolution by its board of directors** authorising a director or other official of the company to sign the documents on behalf of the company.* *In the case of a **CLOSE CORPORATION** submitting a tender, include a copy of a **resolution by its members** authorising a member or other official of the corporation to sign the documents on each member's behalf.* *In the case of a **PARTNERSHIP** submitting a tender, **all the partners** shall sign the documents, unless one partner or a group of partners has been authorised to sign on behalf of each partner, in which case **proof of such authorisation** shall be included in the Tender.* *In the case of a **JOINT VENTURE/CONSORTIUM** submitting a tender, include **a resolution of each company** of the joint venture together with a **resolution by its members** authorising a member of the joint venture to sign the documents on behalf of the joint venture.* ***Accept that failure to submit proof of authorisation to sign the tender shall result in the tender offer being regarded as non-responsive.***
C.2.13.5	The identification details are: **Tender Reference:** **HD 04-2024/25** **Tender Description**: **Tender for the Completion of Existing Incomplete Lusaka Clinic in Mamelodi Extension 22.** Each tender shall be enclosed in a sealed envelope, bearing the correct identification details and shall be submitted (HAND DELIVERED) at: **Supply Chain Management** **Tshwane House** **320 Madiba Street** **Pretoria CBD** **0002**

CLAUSE NUMBER	TENDER DATA
	Please note that the tender box is open 24 hours Please ensure that all required compliance documents are included upon submission as no additional documents will be requested from bidders after closing.
C.2.13.6	Bidders are required to submit electronic copies of the bid either by memory stick/USB flash drive together with the hard copy of the Bid/Proposals A two-envelope procedure will not be followed.
C.2.13.7	Seal the original tender offer and copy packages together in an outer package that states on the outside only the employer's address and identification details as stated in the tender data.
C.2.13.8	Accept that the employer will not assume any responsibility for the misplacement or premature opening of the tender offer if the outer package is not sealed and marked as stated
C.2.13.9	**Telephonic, telegraphic, telex, facsimile or e-mailed offers will <u>not</u> be accepted.**
C.2.13.10	**<u>Add</u>** the following sub- clause C.2.13.10: *Accept that all conditions, which are printed or written upon any stationery used by the Tenderer for the purpose of or in connection with the submission of a tender offer for this Contract, which are in conflict with the conditions laid down in this document shall be waived, renounced and abandoned.*
C.2.14 Information and data to be completed in all respects	**<u>Add</u>** the following to the clause: *The Tenderer is required to enter information in the following sections of the document:* *Section T2.2 : Returnable Schedules* *Section T2.3 : Technical Schedules* *Section C1.1 : Form of Offer and Acceptance* *Section C1.2 : Contract Data (Part 2)* *Section C2.2 : Bill of Quantities* *The above sections shall be signed by the Tenderer (and witnesses where required). Individual pages should only be initialled by the successful Tenderer and by the witnesses after acceptance by the Employer of the Tender Offer.* *The Tenderer shall complete and sign the Form of Offer prior to the submission of a Tender Offer.* *The Schedule of Deviations (if applicable) shall be signed by the successful Tenderer after acceptance by the Employer of the Tender Offer.* *Accept that failure on the part of the Tenderer to submit any one of the Returnable Documents listed in Part T2 – Returnable Documents within the period stipulated, shall be just cause for the Employer to consider the tender offer as being regarded as non-responsive.* *Accept that the Employer shall in the evaluation of tender offers take due account of the Tenderer's past performance in the execution of similar engineering works of comparable magnitude, and the degree to which he possesses the necessary technical, financial and other resources to enable him to complete the Works successfully within the contract period. Satisfy the Employer and the Engineer as to his ability to perform and complete the Works timeously, safely and with satisfactory quality, and furnish details in Part T2 – Returnable Documents.* *Accept that the Employer is restricted in accordance with clause 5 (1) of the Construction Regulations, 2014, to only appoint a contractor whom he is satisfied has the necessary competencies*

CLAUSE NUMBER	TENDER DATA
	and resources to carry out the work safely. Accept that submitting inferior and inadequate information relating to health and safety (as required in clause 2.23) shall be regarded as justifiable and compelling reasons not to accept the Tender Offer of the Tenderer scoring the highest number of tender evaluation points.
C.2.15 Closing time C.2.15.1	The closing time for submission of tender offers is stated in the tender notice and invitation to tender. (Section T.1.1 of the document).
C.2.16 Tender offer validity *C.2.16.5*	The tender offer validity period is ***90 days***. **Add** the following new clause *If the tender validity period expires on a Saturday, Sunday or public holiday, the tender offer shall remain valid and open for acceptance until closure of business on the following working day.*
  C.2.16.6	**Add** the following new clause: *Accept that should the Tenderer unilaterally withdraw his tender during the tender validity period, the Employer shall, without prejudice to any other rights he may have, be entitled to accept any less favourable tender for the Works from those received, or to call for fresh tenders, or to otherwise arrange for execution of the Works, and the Tenderer shall pay on demand any additional expense incurred by the Employer on account of the adoption of the said courses, as well as either the difference in cost between the tender withdrawn (as corrected in terms of clause 3.9 of the Conditions of Tender) and any less favourable tender accepted by the Employer, or the difference between the tender withdrawn (as corrected) and the cost of execution of the Works by the Employer as well as any other amounts the Employer may have to pay to have the Works completed*
C.2.18 Provide other material C2.18.1	The tenderer shall, when requested by the employer to do so, submit the names of all management and supervisory staff that will be employed to supervise the labour-intensive portion of the works together with satisfactory evidence that such staff members satisfy the eligibility requirements. Add the following to the clause: "Accept that if requested, the Tenderer shall within 7 days of the date upon which he is requested to do so, submit a full report from his banker as to his financial standing. The Employer may, in its discretion, and subject to the provisions of Section 4(1)(d) of the State Tender Board Act 86 of 1968, condone any failure to comply with the foregoing condition. Accept that the Employer or his agent reserves the right to approach the Tenderer's banker or guarantor(s) as indicated in the tender document, or the bankers of each of the individual members of any joint venture that is constituted for purposes of this Contract, with a view to ascertaining whether the required guarantee will be furnished, and for purposes of ascertaining the financial strength of the Tenderer or of the individual member of such venture."
C.2.19 Inspections, tests and analysis	**Add** the following at the end of the clause: *….or upon written request.*
C.2.20 Submit securities, bonds, policies, etc.	The tenderer is required to submit with his tender proof of his Professional Indemnity Insurance.
C.2.22 Return of other tender documents	Return all retained tender documents prior to the closing time for the submission of Tender Offers.

CLAUSE NUMBER		TENDER DATA
C.2.23	Certificates	Refer to **Part T2** of this procurement document for a list of the documents that are to be returned with the tender.
C.2.24	*Canvassing and obtaining of additional information by tenderers*	*The Tenderer shall not make any attempt either directly or indirectly to canvass any of the Employer's officials or the Project Coordinator or Deputy Directors (Regional Project Managers)/ Employer's Agent in respect of his tender, after the opening of the tenders but prior to the Employer arriving at a decision thereon.* *The Tenderer shall not make any attempt to obtain particulars of any relevant information, other than that disclosed at the opening of tenders*
C.2.25	*Prohibitions on awards to persons in service of the state*	**Add** the following new clause *The Employer is prohibited to award a tender to a person -* *a) who is in the service of the state; or* *b) if that person is not a natural person, of which any director, manager, principal shareholder or stakeholder is a person in the service of the state; or* *c) a person who is an advisor or consultant contracted with the municipality or municipal entity.* ***In the service of the state** means to be -* *a) a member of: -* *• any municipal council;* *• any provincial legislature; or* *• the National Assembly or the National Council of Provinces;* *b) a member of the board of directors of any municipal entity;* *c) an official of any municipality or municipal entity;* *d) an employee of any national or provincial department;* *e) provincial public entity or constitutional institution within the meaning of the Public Finance Management Act, 1999 (Act No.1 of 1999);* *f) a member of the accounting authority of any national or provincial public entity; or* *g) an employee of Parliament or a provincial legislature.* In order to give effect to the above, the questionnaire for the declaration of interests in the tender of persons in service of state in part T2 of this procurement document must be completed
C.2.26	*Awards to close family members of persons in the service of the state*	**Add** the following new clause *Accept that the notes to the Employer's annual financial statements must disclose particulars of any award of more than R2000 to a person who is a spouse, child or parent of a person in the service of the state (defined in clause C.2.25), or has been in the service of the state in the previous twelve months, including -* *a) the name of that person;* *b) the capacity in which that person is in the service of the state; and* *c) the amount of the award.* In order to give effect to the above, the questionnaire for the declaration of interests in the tender of persons in service of state in part T2 of this procurement document must be completed.
C.2.27	*Vendor registration*	**Add** the following new clause *The contractor will be required to register as a supplier/ service provider on the City of Tshwane's vendor register before any payment can be done.* *If the tenderer is already registered as a vendor, it is required to record the vendor number in space provided on the cover page of this Tender document.*

CLAUSE NUMBER		TENDER DATA
		Vendor registration documents are available from the Procurement Advice Centre or can be downloaded from: *https://www.tshwane.gov.za/sites/business/RegistrationofSuppliers/pages/registration-of-suppliers.aspx* *All parties of a joint venture or consortium submitting a tender shall comply with the requirements of this clause.*
C.2.28	*Tax*	**Add** the following new clause ***National Treasury SCM Instruction no. 7 of 2017/18 clause 4 application during SCM Processes state that:*** *The designated official(s) must verify the tenderer's tax compliance status prior to the finalisation of the award of the tender or price quotation.* *Where the recommended tenderer is not tax compliant, the tenderer should be notified of their non-compliant status and the tenderer must be requested to submit to the municipality or municipal entity, within 7 working days, written proof from South African Revenue Services of their tax compliance status or proof from SARS that they have made an arrangement to meet their outstanding tax obligations. The proof of tax compliance status submitted by the tenderer to the municipality or municipal entity must be verified via the Central Supplier Database or eFiling* *Accept that the tenderer will be rejected if such tenderer fails to provide proof of tax compliance status in terms of clause 4.2 of National Treasury SCM Instruction no. 7 of 2017/18*
C.3.1	Respond to requests from the tenderer	
C.3.1.1		The employer will respond to requests for clarification up to 7 **(seven) working days** before the tender closing time.
C.3.4	Opening of tender submissions	Tenders will be opened immediately after the closing time for tenders. Bidders are requested to refer to the City's website where the closing register will be published.
C.3.8	Test for responsiveness	**Add** the following to the sub-clause:
C.3.8.1		Failure on the part of the Tenderer to submit a tender offer as stipulated in clause C2.13 prior to the closing time as stipulated in clause C2.15 shall be just cause for the Employer to consider the tender offer as being non-responsive Failure on the part of the Tenderer to submit any one of the returnable documents or certificates listed in clause C2.23 within the period stipulated shall be just cause for the Employer to consider the tender offer as being non-responsive.
C.3.9	Arithmetical errors, omissions and discrepancies	Replace the contents of the clause with the following: Check responsive tender offers for arithmetical errors, correcting them in the following manner: a) If a bill of quantities (or schedule of quantities or schedule of rates) applies and there is an error in the line-item total resulting from the product of the unit rate and the quantity, the unit rate shall govern and the line item total shall be corrected. b) Where there is an error in the total of the prices, either as a result of other corrections required by this checking process or in the tenderer's addition of prices, the corrected total of the prices shall govern.

CLAUSE NUMBER		TENDER DATA
		c) Where there is a discrepancy between the amount indicated in the Tenderer's tender offer and the corrected amount obtained after completing the above steps, the corrected amount shall govern. Notify a tenderer upon written request received after the closing date of tenders of all arithmetical errors made by that particular tenderer.
C.3.11	Evaluation of tender offers	Add the following to the sub-clause: Method 2 as described in Clause 3.11.3 will be used to evaluate all responsive tender offers.
C.3.11.3	Functionality will be evaluated based on the tender's ability to prove with supporting documentation on experience and capacity to implement building works projects	Method 2: Functionality In the case of functionality: 1) Score functionality, rejecting all tender offers that fail to achieve the minimum number of points for functionality as stated in the Tender Data. 2) No tender must be regarded as an acceptable tender if it fails to achieve the minimum qualifying score for functionality as indicated in the tender invitation. Tenders that have achieved the minimum qualification score for functionality must be evaluated further in terms of the preference points system prescribed in clauses C3.11.4.
C.3.11.4		**The preferential point system used will be the 80/20 points system in terms of the Preferential Procurement Policy Framework Act, 2000 (Act 5 of 2000) Regulations 2022** • 80 points for price • 20 points for specific goals A maximum of 80 points is allocated for price on the following basis: $Ps = 80(1 - \frac{Pt - Pmin}{Pmin})$ Where Ps = Points scored for price of tender under consideration; Pt = Price of tender under consideration; and Pmin = Price of lowest acceptable tender. • A maximum of 20 points may be awarded to a tenderer for the specific goal specified for the tender. • The points scored for the specific goal must be added to the points scored for price and the total must be rounded off to the nearest two decimal places. • Subject to section 2(1)(f) of the Act, the contract must be awarded to the tenderer scoring the highest points.
C 3.11.6	Scoring Functionality and Quality	A minimum of 70 points out of 100 must be scored to move to the next evaluation level Points allocation Company experience – 60 points Key personnel experience – 40 points

CLAUSE NUMBER	TENDER DATA

1. STAGES OF EVALUATION

This bid will be evaluated in four evaluation stages namely**:**

- **Stage 1**: Administrative compliance
- **Stage 2:** Mandatory requirements
- **Stage 3:** Functionality Criteria
- **Stage 4:** Preference Points System

1.1 ADMINISTRATIVE COMPLIANCE

All the bids will be evaluated against the administrative responsiveness requirements as set out in the list of returnable documents.

A compulsory site meeting and briefing session to be held.

Compulsory Returnable Documentation (Submission of these are compulsory)	**Submitted (YES or NO)**	**Checklist (Guide for Bidder and the Bid Evaluation Committee)**
a) To enable The City to verify the bidder's tax compliance status, the bidder must provide; A copy of their Tax Clearance Certificate (TCS); or Indicate their tax compliance status PIN.		TCS must be in the same business name as the bidding company? TCS must be valid? Tax status must be compliant?
b) a copy of their Central Supplier Database (CSD) registration; or indicate their Master Registration Number / CSD Number;		CSD must be valid? Tax status must be compliant?
c) Confirmation that the bidding company's rates and taxes are up to date: • Original or copy of Municipal Account Statement of the Bidder (bidding company) not older than 3 months and account must not be in arrears for more than ninety (90) days; or • Letter or Statement or Affidavit from landlord confirming that the Bidder (bidding company) has no disputed account(s) and the account is not in arrears for more than ninety (90) days. Where possible, the landlord letter, landlord statement or landlord affidavit should be		Was a Municipal Account Statement or landlord letter provided for the bidding company? The name and / or addresses of the bidder's statement correspond with CIPC document? Are correspondence recent (not older than 3 months)? Are all payment(s) up to date (i.e. not in arrears for more than 90 days?

CLAUSE NUMBER	TENDER DATA		
	accompanied with a signed lease agreement.		
	d) In addition to the above, confirmation that all the bidding company's owners / members / directors / major shareholders rates and taxes are up to date: • Original or copy of Municipal Account Statement of all the South African based owners / members / directors / major shareholders not older than 3 months and the account/s may not be in arrears for more than ninety (90) days; or • Letter or Statement or Affidavit (correspondence should be dated and not older than 3 months) for all the South African based owners / members / directors / major shareholders from their respective landlord/s confirming that the owners / members / directors / major shareholders of the bidding company has no disputed account(s) and the account is not in arrears for more than ninety (90) days. Where possible, the landlord letter, landlord statement or landlord affidavit should be accompanied with a signed lease agreement.		Was a Municipal Account Statement(s) or landlord letter(s) provided for ALL the bidding company's (SA based) directors? The names and/or addresses of all directors on statement correspond with CIPC document? Are correspondence recent (not older than 3 months)? Are all payments up to date (i.e. not in arrears for more than 90 days?
	e) Duly Signed and completed MBD forms (MBD 1, 4, 5, 8 and 9) The person signing the bid documentation must be authorised to sign on behalf of the bidder. Where the signatory is not a Director / Member / Owner / Shareholder of the company, an official letter of authorization or delegation of authority should be submitted with the bid document. **NB: Bidders must ensure that the directors, trustees, managers, principle**		All documents fully completed (i.e. no blank spaces)? All documents fully signed? Signature authorised (any director / member / trustee as indicated on the CIPC document, alternatively a delegation of authority would be required? Documents completed in black ink (i.e. no "Tippex" corrections, no pencil, no other colour ink, or **none submission of the above**, will be considered)?

CLAUSE NUMBER	TENDER DATA		
	shareholders, or stakeholders of this company **declare any interest in any other related companies or business whether or not they are bidding for this contract.** ***See Question 3.14 of MBD 4. Failure to declare interest will result in a disqualification***		
	Financial Statements for the most recent three (3) years or financial statements from date of existence for companies less than three years. NB: The bidder must submit signed audited annual financial statements for the most recent 3 years, or if established for a shorter period, submit audited annual financial statements from date of establishment. If the bidder is not required by law to prepare signed annual financial statements for auditing purposes, then the bidder must submit Proof that the bidder is not required by law to prepare Audited financial statements.		Applicable for tenders above R10m in conjunction with MBD 5) Are Audited financial statements provided (Audited financials must be signed by auditor)? Or
	f) Joint Ventures (JV) – (Only applicable when the bidder tender as a joint venture) • Where the bidder bid as a Joint Ventures (JV), the required or relevant documents as per (a) to I above must be provided for all JV parties. • In addition to the above the bidder must submit a Joint Venture (JV) agreement signed by the relevant parties. • Note: It is a condition of this bid that the successful bidder will continue with same Joint Venture (JV) for the duration of the contract, unless prior approval is obtained from The City.		If applicable. JV agreement provided? JV agreement complete and relevant? Agreement signed by all parties? All required documents as per (i.e. a to e) must be provided for all partners of the JV.

CLAUSE NUMBER	TENDER DATA

Bidder attended a compulsory briefing session where applicable		A compulsory briefing register must be signed by the bidder. **Bidders will be disqualified should they fail to attend compulsory briefing session**
Pricing schedule (All items must be quoted for in pricing schedule and if not all items are quoted the bidder will be disqualified). Unless the tender is awarded per item or per section where the bidder only quoted the items or sections, they are interested in.		Incomplete pricing schedule results in totals being incomparable. Bidder must be disqualified. **Bidder will be disqualified should they make corrections on the price schedule without attaching a signature thereto.** **Bidder will be disqualified should they use tippex/ correction ink, on the price schedule.**

1.2 MANDATORY REQUIREMENTS

It is expected that the bidder will deploy experienced key personnel that have in the past tenant building/civil works, and this team should possess the relevant skills adequate for performing the tasks set out in this specification document.

The following information must be provided:

- Active CIDB grading level of 7GB or Higher.
- Valid Letter of Good Standing (i.e., COIDA, Department of Labour or any other accredited Institutions)
- Qualifications of key personnel
    - Project Contract Manager
      Qualification: BSc or B-Tech in Building Science or Civil Engineering or Construction Management or Architectural or Quantity Surveyor and Professional registration with Engineering Council of South Africa as Civil Engineering, Association of South African Quantity Surveyors as Quantity Surveyor, South African Council for the Architectural Profession as Architect, South African Council for the Project and Construction Management Professions as Construction Project Manager or Construction Manager (attach CV and certified copy of qualifications, professional registration).

    - Project Site Agent/Construction Manager
      Minimum Qualifications: National Diploma in Building Science or Civil Engineering or Construction Management or Architectural or Quantity Surveyor.
      (attach CV and certified copy of qualifications)

    - Foreman
      Artisan qualification/certification or higher qualification in Building Science or Construction Management.
      (attach copy of qualifications)

CLAUSE NUMBER	TENDER DATA

- Safety Officer
  Qualification: Professional registration with SACPCMP as Safety Officer or Safety Manager
  (attach copy of qualifications and proof of professional registration)

1.3 FUNCTIONALITY CRITERIA

Only tenderers who obtain a minimum of 70 points in respect of the following criteria will be considered for the next stage of evaluation. Bidders that do not achieve a minimum 70 points out of 100 points will not be evaluated further.

Functionality and Quality Criteria – Tender Rating Matrix		A **Tenderer rating (Score 0-5)**	B **Weighting**	C **Maximum score to be achieved**	C **Tenderer Score =(A x B)**
Company work experience as per FORM RDD.3 Building Projects	Tendering Firm's experience of successfully completed building structures for past 5 years. **(attach appointment letters and completion certificates as proof).** Failure to submit, will result in zero score allocated		12	60	
	Successfully completed more than 5 similar projects	5			
	Successfully completed 4 similar projects	4			
	Successfully completed 3 similar projects	3			
	Successfully completed 2 similar projects	2			
	Successfully completed 1 similar project	1			
	TOTAL SCORE FOR TENDERER EXPERIENCE			**60**	

Functionality Criteria – Tender Rating Matrix		A **Tenderer rating (Score 0-5)**	B **Weighting**	 **Maximum score to be achieved**	C **Tenderer Score =(A x B)**
Key Project Personnel as per Form RD.D.8 Contracts Manager	**Contracts Manager** Minimum 5 years relevant experience **Specific Experience:** Attach a CV detailing experience in the position of Contract Manager on Building Science or Civil Engineering or Construction Management or Architectural or Quantity Surveyor in building works.		3	12	
	More than 8 Years experience	4			

CLAUSE NUMBER	TENDER DATA					
		Above 7 – 8 Years experience	3			
		Above 6 – 7 Years experience	2			
		5 - 6 Years experience	1			
		Less than 5 Years experience	0			
	Key Project Personnel as per Form RD.D.8 Site Agent	**Site Agent** Minimum 5 years relevant experience **Specific Experience:** Attach a CV detailing experience in the position of Site Agent Building Science or Civil Engineering or Construction Management or Architectural or Quantity Surveyor in building works.		2	10	
		More than 8 Years experience	5			
		Above 7 – 8 Years experience	4			
		Above 6 – 7 Years experience	3			
		5 - 6 Years experience	2			
		Less than 5 Years experience	0			
	Key Project Personnel as per Form RD.D.8 Foreman	**Foreman** Minimum 3 years relevant experience **Specific Experience:** Attach a CV detailing experience in the position of Foreman for Building Works.		2	8	
		More than 6 Years experience	4			
		Above 5 - 6 Years experience	3			
		Above 4 – 5 Years experience	2			
		3 - 4 Years experience	1			
		Less than 3 Years experience	0			
	Key Project Personnel as per Form RD.D.8 Health and Safety Officer	**Construction Health & Safety Officer (CHS)** Minimum 2 years relevant experience post registration as CHS Officer **Specific Experience:** Attach a CV detailing experience in the position of Construction Health & Safety.		2	10	
		More than 5 Years experience	5			
		Above 4 - 5 Years experience	4			
		Above 3 - 4 Years experience	3			
		Above 2 – 3 Years experience	2			
		2 Years experience post registration	1			
		TOTAL SCORE FOR KEY PERSONNEL			**40**	

<table>
<tr><th>CLAUSE NUMBER</th><th>TENDER DATA</th></tr>
<tr><td></td><td>

1.4 PREFERENCE POINT SYSTEM

The preferential point system used will be the 80/20 points system in terms of the Preferential Procurement Policy Framework Act, 2000 (Act 5 of 2000) Regulations 2022

- 80 points for price
- 20 points for specific goals

10 points for Specific Goals (service provider to submit the certified copy of the specific goals). Refer to Table 1 below:

<table>
<tr><th>Specific goals</th><th>80/20 preference point system.</th><th>Proof of specific goals to be submitted</th></tr>
<tr><td>BB-BEE score of companies
• Level 1
• Level 2
• Level 3
• Level 4
• Level 5
• Level 6
• Level 7
• Level 8
• Non-compliant</td><td>• 8 Points
• 7 Points
• 6 Points
• 5.5 Points
• 4 Points
• 3 Points
• 2 Point
• 1 Points
• 0 Points</td><td>Valid Certified copy of BBBEE certificate. Sworn Affidavit for B-BBEE qualifying small enterprise or Exempt Micro Enterprises or CIPC BBBEE certificate.</td></tr>
<tr><td>EME and/ or QSE</td><td>2 Point</td><td>Valid Sworn affidavit for B-BBEE qualifying small enterprise or Exempt Micro Enterprises or CIPC BBBEE Certificate</td></tr>
<tr><td>At least 51% of Women-owned companies</td><td>2 Point</td><td>Certified copy of Identity Document/s <u>and</u> proof of ownership (Sworn affidavit for B-BBEE qualifying small enterprise or Exempt Micro Enterprises, CIPC registration or any other proof of ownership)</td></tr>
<tr><td>At least 51% owned companies by People with disability</td><td>2 Point</td><td>Medical Certificate with doctor’s details (Practice Number, Physical Address, and contact numbers) and proof of ownership (Sworn affidavit for B-BBEE qualifying small enterprise or Exempt Micro Enterprises, CIPC registration or any other proof of ownership</td></tr>
</table>

</td></tr>
</table>

<table>
<tr><th colspan="2">CLAUSE NUMBER</th><th>TENDER DATA</th></tr>
<tr><td colspan="2"></td><td>
<table>
<tr><td>At least 51% owned companies by Youth</td><td>2 Point</td><td>Certified copy of Identity Document/s <u>and</u> proof of ownership (Sworn affidavit for B-BBEE qualifying small enterprise or Exempt Micro Enterprises, CIPC registration or any other proof of ownership</td></tr>
<tr><td>Local Economic Participation
• City of Tshwane
• Gauteng
• National</td><td>
4 Points
2 Point
2 Point</td><td>Municipal Account statement/Lease agreement.</td></tr>
</table>
</td></tr>
<tr><td>C.3.13</td><td>Acceptance of Tender Offer</td><td>Tender offers will only be accepted if:

a.) the tenderer has complied in full with all the eligibility criteria;
b.) the tenderer is able to provide proof of tax compliance status in terms of clause 4.2 of National Treasury SCM Instruction no. 7 of 2017/18;
c.) the tenderer is not in arrears for more than 3 months with municipal rates and taxes and municipal service charges;
d.) the tenderer or any of its directors is not listed on the Register of Tender Defaulters in terms of the Prevention and Combating of Corrupt Activities Act of 2004 as a person prohibited from doing business with the public sector;
e.) the tenderer has not:
i) abused the Employer’s Supply Chain Management System; or
ii) failed to perform on any previous contract and has been given a written notice to this effect.
f.) the tenderer has completed the Compulsory Enterprise Questionnaire and there are no conflicts of interest which may impact on the tenderer’s ability to perform the contract in the best interests of the employer or potentially compromise the tender process and persons in the employ of the state are permitted to submit tenders or participate in the contract;
g.) the tenderer is registered and in good standing with the compensation fund or with a licensed compensation insurer.
h.) the employer is reasonably satisfied that the tenderer has in terms of the Construction Regulations, 2014, issued in terms of the Occupational Health and Safety Act, 1993, the necessary competencies and resources to carry out the work safely.</td></tr>
<tr><td>C 3.16</td><td>Registration of the award</td><td>Add the following to the clause:

Notice of non-acceptance of the tender will not be sent to individual unsuccessful tenderers. Particulars of the accepted tender can be obtained from the Employer’ Agent.</td></tr>
<tr><td>C 3.17</td><td>Provide Copies of Contract</td><td>One signed copy of the contract shall be provided by the Employer to the successful Tenderer.</td></tr>
</table>

T1.3 STANDARD CONDITIONS OF TENDER

TABLE OF CONTENTS

C.1 General
C.1.1 Actions
C.1.2 Tender Documents
C.1.3 Interpretation
C.1.4 Communication and employer's agent
C.1.5 The employer's right to accept or reject any tender offer
C.1.6 Procurement procedures
C.1.6.1 General
C.1.6.2 Competitive negotiation procedure
C.1.6.3 Proposal procedure using the two stage-system

C.2 Tenderer's obligations
C.2.1 Eligibility
C.2.2 Cost of tendering
C.2.3 Check documents
C.2.4 Confidentiality and copyright of documents
C.2.5 Reference documents
C.2.6 Acknowledge addenda
C.2.7 Clarification meeting
C.2.8 Seek clarification
C.2.9 Insurance
C.2.10 Pricing the tender offer
C.2.11 Alterations to documents
C.2.12 Alternative tender offers
C.2.13 Submitting a tender offer
C.2.13 Information and data to be completed in all respects
C.2.14 Closing time
C.2.15 Tender offer validity
C.2.16 Clarification of tender offer after submission
C.2.17 Provide other material
C.2.18 Inspections, test and analysis
C.2.19 Submit securities, bonds, policies, etc
C.2.20 Check final draft
C.2.21 Return of other tender documents
C.2.22 Certificates

C.3 The employer's undertakings
C.3.1 Respond to requests from the tenderer
C.3.2 Issue addenda
C.3.3 Return late tender offers
C.3.4 Opening of tender submissions
C.3.5 Two-envelope system
C.3.6 Non-disclosure
C.3.7 Grounds for rejection and disqualification
C.3.8 Test for responsiveness
C.3.9 Arithmetical errors, omissions and discrepancies
C.3.10 Clarification of a tender offer
C.3.11 Evaluation of tender offers
C.3.11.1 General
C.3.11.2 Method 1: Financial offer
C.3.11.3 Method 2: Financial offer and preference
C.3.11.4 Method 3: Financial offer and quality

C.3.11.5 Method 4: Financial offer, quality and preference
C.3.11.6 Decimal places
C.3.11.7 Scoring financial offers
C.3.11.8 Scoring preferences
C.3.11.9 Scoring quality
C.3.12 Insurance provided by the employer
C.3.13 Acceptance of tender offer
C.3.14 Prepare contract documents
C.3.15 Complete adjudicator's contract
C.3.16 Notice to unsuccessful tenderers
C.3.17 Provide copies of the contracts
C3.18 Provide written reasons for actions taken

C.1 General

C.1.1 Actions

C.1.1.1 The employer and each tenderer submitting a tender offer shall comply with these conditions of tender. In their dealings with each other, they shall discharge their duties and obligations as set out in C.2 and C.3, timeously and with integrity, and behave equitably, honestly and transparently, comply with all legal obligations and not engage in anticompetitive practices.

C.1.1.2 The employer and the tenderer and all their agents and employees involved in the tender process shall avoid conflicts of interest and where a conflict of interest is perceived or known, declare any such conflict of interest, indicating the nature of such conflict. Tenderers shall declare any potential conflict of interest in their tender submissions. Employees, agents and advisors of the employer shall declare any conflict of interest to whoever is responsible for overseeing the procurement process at the start of any deliberations relating to the procurement process or as soon as they become aware of such conflict and abstain from any decisions where such conflict exists or recuse themselves from the procurement process, as appropriate.

Note: 1) A conflict of interest may arise due to a conflict of roles which might provide an incentive for improper acts in some circumstances. A conflict of interest can create an appearance of impropriety that can undermine confidence in the ability of that person to act properly in his or her position even if no improper acts result.

2) Conflicts of interest in respect of those engaged in the procurement process include direct, indirect or family interests in the tender or outcome of the procurement process and any personal bias, inclination, obligation, allegiance or loyalty which would in any way affect any decisions taken.

C1.1.3 The employer shall not seek and a tenderer shall not submit a tender without having a firm intention and the capacity to proceed with the contract.

C1.2 Tender Documents

The documents issued by the employer for the purpose of a tender offer are listed in the tender data.

C.1.3 Interpretation

C.1.3.1 The tender data and additional requirements contained in the tender schedules that are included in the returnable documents are deemed to be part of these conditions of tender.

C.1.3.2 These conditions of tender, the tender data and tender schedules which are required for tender evaluation purposes, shall form part of any contract arising from the invitation to tender.

C.1.3.3 For the purposes of these conditions of tender, the following definitions apply:

a) conflict of interest means any situation in which:

i) someone in a position of trust has competing professional or personal interests which make it difficult to fulfil his or her duties impartially;
ii) an individual or tenderer is in a position to exploit a professional or official capacity in some way for their personal or corporate benefit; or
iii) incompatibility or contradictory interests exist between an employee and the tenderer who employs that employee.
b) comparative offer means the price after the factors of a non-firm price and all unconditional discounts it can be utilised to have been taken into consideration;
c) corrupt practice means the offering, giving, receiving or soliciting of anything of value to influence the action of the employer or his staff or agents in the tender process;
d) fraudulent practice means the misrepresentation of the facts in order to influence the tender process or the award of a contract arising from a tender offer to the detriment of the employer, including collusive practices intended to establish prices at artificial levels;

C.1.4 Communication and employer's agent

Each communication between the employer and a tenderer shall be to or from the employer's agent only, and in a form that can be readily read, copied and recorded. Communications shall be in the English language. The employer shall not take any responsibility for non-receipt of communications from or by a tenderer. The name and contact details of the employer's agent are stated in the tender data.

C.1.5 Cancellation and Re-Invitation of Tenders

C.1.5.1 An employer may, prior to the award of the tender, cancel a tender if-
a) due to changed circumstances, there is no longer a need for the engineering and construction works specified in the invitation;
b) funds are no longer available to cover the total envisaged expenditure; or
c) no acceptable tenders are received.
d) there is a material irregularity in the tender process.

C.1.5.2 The decision to cancel a tender invitation must be published in the same manner in which the original tender invitation was advertised.

C.1.5.3 An employer may only with the prior approval of the relevant treasury cancel a tender invitation for the second time.

C.1.6 Procurement procedures

C.1.6.1 General

Unless otherwise stated in the tender data, a contract will, subject to C.3.13, be concluded with the tenderer who in terms of C.3.11 is the highest ranked or the tenderer scoring the highest number of tender evaluation points, as relevant, based on the tender submissions that are received at the closing time for tenders.

C.1.6.2 Competitive negotiation procedure

C.1.6.2.1 Where the tender data require that the competitive negotiation procedure is to be followed, tenderers shall submit tender offers in response to the proposed contract in the first round of submissions. Notwithstanding the requirements of C.3.4, the employer shall announce only the names of the tenderers who make a submission.

The requirements of C.8 relating to the material deviations or qualifications which affect the competitive position of tenderers shall not apply.

C.1.6.2.2 All responsive tenderers or at least a minimum of not less than three responsive tenderers that are highest ranked in terms of the evaluation criteria stated in the tender data shall be invited to enter into competitive negotiations based on the principle of equal treatment, keeping confidential the proposed solutions and associated information.

C.1.6.2.3 At the conclusion of each round of negotiations, tenderers shall be invited by the employer to revise their tender offer based on the same evaluation criteria, with or without adjusted weightings. Tenderers shall be advised when they are to submit their best and final offer.

C.1.6.2.4 The contract shall be awarded in accordance with the provisions of C.3.11 and C.3.13 after tenderers have been requested to submit their best and final offer.

C.1.6.3 Proposal procedure using the two stage-system

C.1.6.3.1 Option 1

Tenderers shall in the first stage submit technical proposals and, if required, cost parameters around which a contract may be negotiated. The employer shall evaluate each responsive submission in terms of the method of evaluation stated in the tender data, and in the second stage negotiate a contract with the tenderer scoring the highest number of evaluation points and award the contract in terms of these conditions of tender.

C.1.6.3.2 Option 2

C.1.6.3.2.1 Tenderers shall submit in the first stage only technical proposals. The employer shall invite all responsive tenderers to submit tender offers in the second stage, following the issuing of procurement documents.

C.1.6.3.2.2 The employer shall evaluate tenders received during the second stage in terms of the method of evaluation stated in the tender data, and award the contract in terms of these conditions of tender.

C.2 Tenderer's obligations

C.2.1 Eligibility

C.2.1.1 Submit a tender offer only if the tenderer satisfies the criteria stated in the tender data and the tenderer, or any of his principals, is not under any restriction to do business with employer.

C.2.1.2 Notify the employer of any proposed material change in the capabilities or formation of the tendering entity (or both) or any other criteria which formed part of the qualifying requirements used by the employer as the basis in a prior process to invite the tenderer to submit a tender offer and obtain the employer's written approval to do so prior to the closing time for tenders.

C.2.2 Cost of tendering

C.2.2.1 Accept that, unless otherwise stated in the tender data, the employer will not compensate the tenderer for any costs incurred in the preparation and submission of a tender offer, including the costs of any testing necessary to demonstrate that aspects of the offer comply with requirements.

C.2.2.2 The cost of the tender documents charged by the employer shall be limited to the actual cost incurred by the employer for printing the documents. Employers must attempt to make available the tender documents on its website so as not to incur any costs pertaining to the printing of the tender documents.

C.2.3 Check documents

Check the tender documents on receipt for completeness and notify the employer of any discrepancy or omission.

C.2.4 Confidentiality and copyright of documents

Treat as confidential all matters arising in connection with the tender. Use and copy the documents issued by the employer only for the purpose of preparing and submitting a tender offer in response to the invitation.

C.2.5 Reference documents

Obtain, as necessary for submitting a tender offer, copies of the latest versions of standards, specifications, conditions of contract and other publications, which are not attached but which are incorporated into the tender documents by reference.

C.2.6 Acknowledge addenda

Acknowledge receipt of addenda to the tender documents, which the employer may issue, and if necessary, apply for an extension to the closing time stated in the tender data, in order to take the addenda into account.

C.2.7 Clarification meeting

Attend, where required, a clarification meeting at which tenderers may familiarize themselves with aspects of the proposed work, services or supply and raise questions. Details of the meeting(s) are stated in the tender data.

C.2.8 Seek clarification

Request clarification of the tender documents, if necessary, by notifying the employer at least five (5) working days before the closing time stated in the tender data.

C.2.9 Insurance

Be aware that the extent of insurance to be provided by the employer (if any) might not be for the full cover required in terms of the conditions of contract identified in the contract data. The tenderer is advised to seek qualified advice regarding insurance.

C.2.10 Pricing the tender offer

C.2.10.1 Include in the rates, prices, and the tendered total of the prices (if any) all duties, taxes except Value Added Tax (VAT), and other levies payable by the successful tenderer, such duties, taxes and levies being those applicable fourteen (14) days before the closing time stated in the tender data.

C.2.10.2 Show VAT payable by the employer separately as an addition to the tendered total of the prices.

C.2.10.3 Provide rates and prices that are fixed for the duration of the contract and not subject to adjustment except as provided for in the conditions of contract identified in the contract data.

C.2.10.4 State the rates and prices in Rand unless instructed otherwise in the tender data. The conditions of contract identified in the contract data may provide for part payment in other currencies.

C.2.11 Alterations to documents

Do not make any alterations or additions to the tender documents, except to comply with instructions issued by the employer, or necessary to correct errors made by the tenderer. All signatories to the tender offer shall initial all such alterations.

C.2.12 Alternative tender offers

C.2.12.1 Unless otherwise stated in the tender data, submit alternative tender offers only if a main tender offer, strictly in accordance with all the requirements of the tender documents, is also submitted as well as a schedule that compares the requirements of the tender documents with the alternative requirements that are proposed.

C.2.12.2 Accept that an alternative tender offer must be based only on the criteria stated in the tender data or criteria otherwise acceptable to the employer.

C.2.12.3 An alternative tender offer must only be considered if the main tender offer is the winning tender.

C.2.13 Submitting a tender offer

C.2.13.1 Submit one tender offer only, either as a single tendering entity or as a member in a joint venture to provide the whole of the works identified in the contract data and described in the scope of works, unless stated otherwise in the tender data.

C.2.13.2 Return all returnable documents to the employer after completing them in their entirety, either electronically (if they were issued in electronic format) or by writing legibly in non-erasable ink.

C.2.13.3 Submit the parts of the tender offer communicated on paper as an original plus the number of copies stated in the tender data, with an English translation of any documentation in a language other than English, and the parts communicated electronically in the same format as they were issued by the employer.

C.2.13.4 Sign the original and all copies of the tender offer where required in terms of the tender data.

The employer will hold all authorized signatories liable on behalf of the tenderer. Signatories for tenderers proposing to contract as joint ventures shall state which of the signatories is the lead partner whom the employer shall hold liable for the purpose of the tender offer.

C.2.13.5 Seal the original and each copy of the tender offer as separate packages marking the packages as "ORIGINAL" and "COPY". Each package shall state on the outside the employer's address and identification details stated in the tender data, as well as the tenderer's name and contact address.

C.2.13.6 Where a two-envelope system is required in terms of the tender data, place and seal the returnable documents listed in the tender data in an envelope marked “financial proposal” and place the remaining returnable documents in an envelope marked “technical proposal”. Each envelope shall state on the outside the employer’s address and identification details stated in the tender data, as well as the tenderer's name and contact address.

C.2.13.7 Seal the original tender offer and copy packages together in an outer package that states on the outside only the employer's address and identification details as stated in the tender data.

C.2.13.8 Accept that the employer will not assume any responsibility for the misplacement or premature opening of the tender offer if the outer package is not sealed and marked as stated.

C.2.13.9 Accept that tender offers submitted by facsimile or e-mail will be rejected by the employer, unless stated otherwise in the tender data.

C.2.14 Information and data to be completed in all respects

Accept that tender offers, which do not provide all the data or information requested completely and in the form required, may be regarded by the employer as non-responsive.

C.2.15 Closing time

C.2.15.1 Ensure that the employer receives the tender offer at the address specified in the tender data not later than the closing time stated in the tender data. Accept that proof of posting shall not be accepted as proof of delivery.

C.2.15.2 Accept that, if the employer extends the closing time stated in the tender data for any reason, the requirements of these conditions of tender apply equally to the extended deadline.

C.2.16 Tender offer validity

C.2.16.1 Hold the tender offer(s) valid for acceptance by the employer at any time during the validity period stated in the tender data after the closing time stated in the tender data.

C.2.16.2 If requested by the employer, consider extending the validity period stated in the tender data for an agreed additional period with or without any conditions attached to such extension.

C.2.16.3 Accept that a tender submission that has been submitted to the employer may only be withdrawn or substituted by giving the employer's agent written notice before the closing time for tenders that a tender is to be withdrawn or substituted.

If the validity period stated in C.2.16 lapses before the employer evaluating tender, the contractor reserves the right to review the price based on Consumer Price Index (CPI).

C.2.16.4 Where a tender submission is to be substituted, a tenderer must submit a substitute tender in accordance with the requirements of C.2.13 with the packages clearly marked as "SUBSTITUTE".

C.2.17 Clarification of tender offer after submission

Provide clarification of a tender offer in response to a request to do so from the employer during the evaluation of tender offers. This may include providing a breakdown of rates or prices and correction of arithmetical errors by the adjustment of certain rates or item prices (or both). No change in the competitive position of tenderers or substance of the tender offer is sought, offered, or permitted.

Note: Sub-clause C.2.17 does not preclude the negotiation of the final terms of the contract with a preferred tenderer following a competitive selection process, should the Employer elect to do so.

C.2.18 Provide other material

C.2.18.1 Provide, on request by the employer, any other material that has a bearing on the tender offer, the tenderer's commercial position (including notarized joint venture agreements), preferencing arrangements, or samples of materials, considered necessary by the employer for the purpose of a full and fair risk assessment.

Should the tenderer not provide the material, or a satisfactory reason as to why it cannot be provided, by the time for submission stated in the employer's request, the employer may regard the tender offer as non-responsive.

C.2.18.2 Dispose of samples of materials provided for evaluation by the employer, where required.

C.2.19 Inspections, tests and analysis

Provide access during working hours to premises for inspections, tests and analysis as provided for in the tender data.

C.2.20 Submit securities, bonds and policies

If requested, submit for the employer's acceptance before formation of the contract, all securities, bonds, guarantees, policies and certificates of insurance required in terms of the conditions of contract identified in the contract data.

C.2.21 Check final draft

Check the final draft of the contract provided by the employer within the time available for the employer to issue the contract.

C.2.22 Return of other tender documents
If so, instructed by the employer, return all retained tender documents within twenty-eight (28) days after the expiry of the validity period stated in the tender data.
C.2.23 Certificates

Include in the tender submission or provide the employer with any certificates as stated in the tender data.

C.3 The employer's undertakings

C.3.1 Respond to requests from the tenderer

C.3.1.1 Unless otherwise stated in the tender Data, respond to a request for clarification received up to five (5) working days before the tender closing time stated in the Tender Data and notify all tenderers who collected tender documents.

C.3.1.2 Consider any request to make a material change in the capabilities or formation of the tendering entity (or both) or any other criteria which formed part of the qualifying requirements used to prequalify a tenderer to submit a tender offer in terms of a previous procurement process and deny any such request if as a consequence:
a) an individual firm, or a joint venture as a whole, or any individual member of the joint venture fails to meet any of the collective or individual qualifying requirements;
b) the new partners to a joint venture were not prequalified in the first instance, either as individual firms or as another joint venture; or
c) in the opinion of the Employer, acceptance of the material change would compromise the outcome of the prequalification process.

C.3.2 Issue Addenda

If necessary, issue addenda that may amend or amplify the tender documents to each tenderer during the period from the date that tender documents are available until three (3) working days before the tender closing time stated in the Tender Data. If, as a result a tenderer applies for an extension to the closing time stated in the Tender Data, the Employer may grant such extension and, shall then notify all tenderers who collected tender documents.

C.3.3 Return late tender offers

Return tender offers received after the closing time stated in the Tender Data, unopened, (unless it is necessary to open a tender submission to obtain a forwarding address), to the tenderer concerned.

C.3.4 Opening of tender submissions

C.3.4.1 Unless the two-envelope system is to be followed, open valid tender submissions in the presence of tenderers' agents who choose to attend at the time and place stated in the tender data. Tender submissions for which acceptable reasons for withdrawal have been submitted will not be opened.

C.3.4.2 Announce at the meeting held immediately after the opening of tender submissions, at a venue indicated in the tender data, the name of each tenderer whose tender offer is opened and, where applicable, the total of his prices, number of points claimed for its BBBEE status level and time for completion for the main tender offer only.

C.3.4.3 Make available the record outlined in C.3.4.2 to all interested persons upon request.

C.3.5 Two-envelope system

C.3.5.1 Where stated in the tender data that a two-envelope system is to be followed, open only the technical proposal of valid tenders in the presence of tenderers' agents who choose to attend at the time and place stated in the tender data and announce the name of each tenderer whose technical proposal is opened.
C.3.5.2 Evaluate functionality of the technical proposals offered by tenderers, then advise tenderers who remain in contention for the award of the contract of the time and place when the financial proposals will be opened. Open only the financial proposals of tenderers, who score in the functionality evaluation more than the minimum number of points for functionality stated in the tender data, and announce the score obtained for the technical proposals and the total price and any points claimed on BBBEE status level. Return unopened financial proposals to tenderers whose technical proposals failed to achieve the minimum number of points for functionality.

C.3.6 Non-disclosure

Not disclose to tenderers, or to any other person not officially concerned with such processes, information relating to the evaluation and comparison of tender offers, the final evaluation price and recommendations for the award of a contract, until after the award of the contract to the successful tenderer.

C.3.7 Grounds for rejection and disqualification

Determine whether there has been any effort by a tenderer to influence the processing of tender offers and instantly disqualify a tenderer (and his tender offer) if it is established that he engaged in corrupt or fraudulent practices.

C.3.8 Test for responsiveness

C.3.8.1 Determine, after opening and before detailed evaluation, whether each tender offer properly received:

a) complies with the requirements of these Conditions of Tender,
b) has been properly and fully completed and signed, and
c) is responsive to the other requirements of the tender documents.

C.3.8.2 A responsive tender is one that conforms to all the terms, conditions, and specifications of the tender documents without material deviation or qualification. A material deviation or qualification is one which, in the Employer's opinion, would:

a) detrimentally affect the scope, quality, or performance of the works, services or supply identified in the Scope of Work,
b) significantly change the Employer's or the tenderer's risks and responsibilities under the contract, or
c) affect the competitive position of other tenderers presenting responsive tenders, if it were to be rectified.

Reject a non-responsive tender offer, and not allow it to be subsequently made responsive by correction or withdrawal of the non-conforming deviation or reservation.

C.3.9 Arithmetical errors, omissions and discrepancies

C.3.9.1 Check responsive tenders for discrepancies between amounts in words and amounts in figures. Where there is a discrepancy between the amounts in figures and the amount in words, the amount in words shall govern.

C.3.9.2 Check the highest ranked tender or tenderer with the highest number of tender evaluation points after the evaluation of tender offers in accordance with C.3.11 for:

a) the gross misplacement of the decimal point in any unit rate;
b) omissions made in completing the pricing schedule or bills of quantities; or
c) arithmetic errors in:

i) line item totals resulting from the product of a unit rate and a quantity in bills of quantities or schedules of prices; or
ii) the summation of the prices.

C.3.9.3 Notify the tenderer of all errors or omissions that are identified in the tender offer and either confirm the tender offer as tendered or accept the corrected total of prices.

C.3.9.4 Where the tenderer elects to confirm the tender offer as tendered, correct the errors as follows:
a) If bills of quantities or pricing schedules apply and there is an error in the line item total resulting from the product of the unit rate and the quantity, the line item total shall govern and the rate shall be corrected. Where there is an obviously gross misplacement of the decimal point in the unit rate, the line item total as quoted shall govern, and the unit rate shall be corrected.

b) Where there is an error in the total of the prices either as a result of other corrections required by this checking process or in the tenderer's addition of prices, the total of the prices shall govern and the tenderer will be asked to revise selected item prices (and their rates if bills of quantities apply) to achieve the tendered total of the prices.

C.3.10 Clarification of tender offer

Obtain clarification from a tenderer on any matter that could give rise to ambiguity in a contract arising from the tender offer.

C.3.11 Evaluation of tender offers

The Standard Conditions of Tender standardize the procurement processes, methods and procedures from the time that tenders are invited to the time that a contract is awarded. They are generic in nature and are made project specific through choices that are made in developing the Tender Data associated with a specific project.

Conditions of tender are by definition the document that establishes a tenderer's obligations in submitting a tender and the employer's undertakings in soliciting and evaluating tender offers.

Such conditions establish the rules from the time a tender is advertised to the time that a contract is awarded and require employers to conduct the process of offer and acceptance in terms of a set of standard procedures.
The CIDB Standard Conditions of Tender are based on a procurement system that satisfies the following system requirements:
Requirement Qualitative interpretation of goal
Fair The process of offer and acceptance is conducted impartially without bias, providing simultaneous and timely access to participating parties to the same information.
Equitable Terms and conditions for performing the work do not unfairly prejudice the interests of the parties.
Transparent The only grounds for not awarding a contract to a tenderer who satisfies all requirements are restrictions from doing business with the employer, lack of capability or capacity, legal impediments and conflicts of interest.
Competitive The system provides for appropriate levels of competition to ensure cost effective and best value outcomes.
Cost effective The processes, procedures and methods are standardized with sufficient flexibility to attain best value outcomes in respect of quality, timing and price, and least resources to effectively manage and control procurement processes.

The activities associated with evaluating tender offers are as follows:

a) Open and record tender offers received
b) Determine whether or not tender offers are complete
c) Determine whether or not tender offers are responsive
d) Evaluate tender offers
e) Determine if there are any grounds for disqualification
f) Determine acceptability of preferred tenderer
g) Prepare a tender evaluation report
h) Confirm the recommendation contained in the tender evaluation report

C.3.11.1 General

The employer must appoint an evaluation panel of not less than three persons conversant with the proposed scope of works to evaluate each responsive tender offer using the tender evaluation methods and associated evaluation criteria and weightings that are specified in the tender data.

C.3.12 Insurance provided by the employer

If requested by the proposed successful tenderer, submit for the tenderer's information the policies and / or certificates of insurance which the conditions of contract identified in the contract data, require the employer to provide.

C.3.13 Acceptance of tender offer

Accept the tender offer; if in the opinion of the employer, it does not present any risk and only if the tenderer:

a) is not under restrictions, or has principals who are under restrictions, preventing participating in the employer's procurement;
b) can, as necessary and in relation to the proposed contract, demonstrate that he or she possesses the professional and technical qualifications, professional and technical competence, financial resources, equipment and other physical facilities, managerial capability, reliability, experience and reputation, expertise and the personnel, to perform the contract;
c) has the legal capacity to enter into the contract;
d) is not; insolvent, in receivership, under Business Rescue as provided for in chapter 6 of the Companies Act No. 2008, bankrupt or being wound up, has his/her affairs administered by a court or a judicial officer, has suspended his/her business activities or is subject to legal proceedings in respect of any of the foregoing;
e) complies with the legal requirements, if any, stated in the tender data; and
f) is able, in the opinion of the employer, to perform the contract free of conflicts of interest.

C.3.14 Prepare contract documents

C.3.14.1 If necessary, revise documents that shall form part of the contract and that were issued by the employer as part of the tender documents to take account of:

a) addenda issued during the tender period,
b) inclusion of some of the returnable documents and
c) other revisions agreed between the employer and the successful tenderer.

C.3.14.2 Complete the schedule of deviations attached to the form of offer and acceptance, if any.

C.3.15 Complete adjudicator's contract

Unless alternative arrangements have been agreed or otherwise provided for in the contract, arrange for both parties to complete formalities for appointing the selected adjudicator at the same time as the main contract is signed.

C.3.16 Registration of the award

An employer must, within twenty-one (21) working days from the date on which a contractor's offer to perform a construction works contract is accepted in writing by the employer, register and publish the award on the CIDB Register of Projects.

C.3.17 Provide copies of the contracts

Provide to the successful tenderer the number of copies stated in the Tender Data of the signed copy of the contract as soon as possible after completion and signing of the form of offer and acceptance.

C.3.18 Provide written reasons for actions taken

Provide upon request written reasons to tenderers for any action that is taken in applying these conditions of tender but withhold information which is not in the public interest to be divulged, which is considered to prejudice the legitimate commercial interests of tenderers or might prejudice fair competition between tenderers.

PART T2: RETURNABLE DOCUMENTS

TABLE OF CONTENTS

T2.1 LIST OF RETURNABLE DOCUMENT……..2
T2.2 RETURNABLE SCHEDULES …….. ……..5

T2.1 LIST OF RETURNABLE DOCUMENTS

RD.A MANDATORY RETURNABLE DOCUMENTS

Note: ***Failure to submit, fully complete and sign the applicable documents and submit all required attachments will result in the tender offer being disqualified from further consideration***

Document Name	Reference	Confirmation of Document Included (Tenders may use this column to confirm documents have been completed and included in the tender)
Compulsory Enterprise Questionnaire	Form RD.A.1	
MBD 4: Declaration of interest in tender of persons in service of state	Form RD.A.2	
MBD 8: Declaration of tenderer's past supply chain management practises	Form RD.A.3	
MBD 9: Certificate of independent tender determination	Form RD.A.4	
Certificate of authority of signatory	Form RD.A.5	
Certificate of authority of signatory for joint ventures and consortia	Form RD.A.6	

RD.B RETURNABLE DOCUMENTS REQUIRED FOR PREFERENTIAL PROCUREMENT EVALUATION PURPOSES

Note: ***Failure to submit, fully complete and sign the applicable documents and submit all required attachments will result in the tender offer being awarded 0 (zero) preference points***

Document Name	Reference	Confirmation of Document Included (Tenders may use this column to confirm documents have been completed, signed and included in the tender)
MBD 6.1: Preference Points Claim Form in terms of the Preferential Procurement Regulations 2022	Form RD.B.1	
Valid B-BBEE Status Level of Contributor Certificate	Form RD.B.2	
B-BBEE Exempted Micro Enterprise – Sworn Affidavit	Form RD.B.3	
Promotion of local enterprises (Local Economic Participation)	Form RD.B.4	
Certified copy of Identity Document/s proof of ownership (Sworn affidavit for B-BBEE qualifying small enterprise or Exempt Micro Enterprises, CIPC registration or any other proof of ownership	Form RD.B.5	
Medical Certificate with doctor's details (Practice Number, Physical Address and contact numbers) proof of ownership (Sworn affidavit for B-BBEE qualifying small enterprise or Exempt Micro Enterprises, CIPC registration or any other proof of ownership	Form RD.B.6	

RD.C ADDITIONAL RETURNABLE DOCUMENTS REQUIRED FOR TENDER EVALUATION PURPOSES

Note: ***Failure to submit, fully complete and sign the applicable documents and submit all required attachments will result in the Tenderer having to submit same upon request within 7 days and if not complied with, will result to the tender offer being disqualified from further consideration.***

Document Name	Reference	Confirmation of Document Included (Tenders may use this column to confirm documents have been completed and included in the tender)
Proof of registration on CSD with National Treasury	RD.C.1	
MBD 5: Declaration for procurement above R10 million (all applicable taxes included)	RD.C.2	
Proof of Registration with CIDB	RD.C.3	
Compliance with OHSA (Act 85 of 1993)	RD.C.4	
Record of services provided to organs of state	RD.C.5	
Schedule of plant and equipment	RD.C.6	
Status of concern submitting tender	RD.C.8	
Classification of business	RD.C.9	
Letter of intent to provide a performance bond	RD.C.10	

RD.D RETURNABLE DOCUMENTS REQUIRED FOR FUNCTIONALITY EVALUATION PURPOSES

Note: *Failure to submit the applicable documents will result in the Tenderer receiving a 0 (zero) score for the applicable evaluation schedule.*

Document Name	Refer to Returnable Documents	Maximum Points	Confirmation of Document Included (Tenders may use this column to confirm documents have been completed and included in the tender) Yes / No
Schedule of Tenderer's experience	RD.D.3	60	
Key Personnel	RD.D.8	40	
Curriculum vitae of key personnel	RD.D.9		
Summary Of Tenderer's Experience Score	RD.D.15		

RD.E OTHER DOCUMENTS THAT WILL FORM PART OF THE CONTRACT

Note: ***Failure to submit, fully complete and sign the applicable documents and submit all required attachments will result in the tender offer being disqualified from further consideration***

Document Name	Reference	Confirmation of Document Included (Tenders may use this column to confirm documents have been completed and included in the tender) Yes / No
Record of addenda to tender documents	RD.E.1	
Form of Offer	Section C1.1	
Contract Data (Data provided by the contractor)	Section C1.2	
Pricing schedule	Section C2.2	

T2.2 RETURNABLE SCHEDULES

Table of Contents

FORM RD.A.1 COMPULSORY ENTERPRISE QUESTIONNAIRE 6

FORM RD.A.3 MBD 8: DECLARATION OF TENDER'S PAST SUPPLY CHAIN MANAGEMENT PRACTISES 10

FORM RD.A.4 MBD 9: CERTIFICATION OF INDEPENDENT TENDER DETERMINATION 12

FORM RD.A.5 CERTIFICATE OF AUTHORITY OF SIGNATORY 15

FORM RD.A.6 CERTIFICATE OF AUTHORITY OF SIGNATORY FOR JOINT VENTURES AND CONSORTIA 16

RDB.1 MBD 6.1 PREFERENCE POINTS CLAIM FORM IN TERMS OF THE PREFERENTIAL PROCUREMENT REGULATIONS 2022 17

FORM RD.B.2 VALID B-BBEE STATUS LEVEL OF CONTRIBUTOR CERTIFICATE 21

FORM RD.B.3 B-BBEE EXEMPTED MICRO ENTERPRISE – SWORN AFFIDAVIT 22

FORM RD.B.4 PROMOTION OF LOCAL ENTERPRISES 23

FORM RD.B.5 AT LEAST 51% WOMEN OWNED COMPANIES AND AT LEAST 51% OWNED COMPANIES BY YOUTH 23

FORM RD.B.6 AT LEAST 51% OWNED COMPANIES BY PEOPLE WITH DISABILITY 25

FORM RD.C.1 PROOF OF REGISTRATION ON CSD WITH NATIONAL TREASURY 26

FORM RD.C.2 MBD 5: DECLARATION FOR PROCUREMENT ABOVE R10 MILLION 27

FORM RD.C.3 PROOF OF REGISTRATION WITH THE CIDB 28

FORM RD.C.4 COMPLIANCE WITH OHSA (ACT 85 OF 1993) 29

FORM RD.C.5 RECORD OF SERVICES PROVIDED TO ORGANS OF STATE 30

FORM RD.C.6 SCHEDULE OF PLANT AND EQUIPMENT 31

FORM RD.C.8 STATUS OF CONCERN SUBMITTING TENDER 33

FORM RD.C.9 CLASSIFICATION OF BUSINESS 35

FORM RD.C.10 LETTER OF INTENT TO PROVIDE A PERFORMANCE BOND 37

FORM RD.D.3 SCHEDULE OF TENDERERS EXPERIENCE 38

FORM RD.D.8 KEY PERSONNEL 40

FORM RD.D.9.1 CURRICULUM VITAE FOR PROFESSIONALLY REGISTERED PERSONNEL 41

FORM RD.D.9.2 CURRICULUM VITAE OF KEY PERSONNEL 42

FORM RD.D.15 SUMMARY OF TENDERER'S EXPERIENCE SCORE 43

FORM RD.E.1 RECORD OF ADDENDA TO TENDER DOCUMENTS 44

FORM RD.A.1 COMPULSORY ENTERPRISE QUESTIONNAIRE

The following particulars must be furnished. In the case of a joint venture, separate enterprise questionnaires in respect of each partner must be completed and submitted.

Section 1: Name of Enterprise:

Section 2: VAT registration number, if any:

Section 3: CIDB registration number, if any:

Section 4: CSD number:

Section 5: Particulars of sole proprietors and partners in partnerships:

Name*	Identity Number*	Personal Income Tax Number*

** Complete only if sole proprietor or partnership and attach separate page if more than 3 partners*

Section 6: Particulars of companies and close corporations

Company registration number:

Close corporation number:

Tax reference number:

Section 7: MBD4 issued by National Treasury must be completed for each tender and be attached as a tender requirement.

Section 9: MBD8 issued by National Treasury must be completed for each tender and be attached as a tender requirement.

Section 10: MBD9 issued by National Treasury must be completed for each tender and be attached as a tender requirement.

The undersigned, who warrants that he / she is duly authorised to do so on behalf of the enterprise:

i) authorizes the employer to verify the tenderers tax clearance status from the South African Revenue Services that it is in order;
ii) confirms that the neither the name of the enterprise or the name of any partner, manager, director or other person, who wholly or partly exercises or may exercise, control over the enterprise appears on the Register of Tender Defaulters established in terms of the Prevention and Combating of Corrupt Activities Act of 2004;
iii) confirms that no partner, member, director or other person, who wholly or partly exercises, or may exercise, control over the enterprise appears, has within the last five years been convicted of fraud or corruption;
iv) confirms that I / we are not associated, linked or involved with any other tendering entities submitting tender offers and have no other relationship with any of the tenderers or those responsible for compiling the scope of work that could cause or be interpreted as a conflict of interest; and
v) confirms that the contents of this questionnaire are within my personal knowledge and are to the best of my belief both true and correct.

Signed:		**Date:**	
Name:		**Position**	
Enterprise Name:			

FORM RD.A.2 MBD 4: DECLARATION OF INTEREST

1. No bid will be accepted from persons in the service of the state[1].

2. Any person, having a kinship with persons in the service of the state, including a blood relationship, may make an offer or offers in terms of this invitation to bid. In view of possible allegations of favouritism, should the resulting bid, or part thereof, be awarded to persons connected with or related to persons in service of the state, it is required that the bidder or their authorised representative declare their position in relation to the evaluating/adjudicating authority.

3. In order to give effect to the above, the following questionnaire must be completed and submitted with the bid.

3.1 Full name of bidder or his/her representative: _____

3.2 Identity Number: _____

3.3 Position occupied in Company: (Director, trustee, shareholder[2]) _____

3.4 Company Registration Number: _____

3.5 Tax Reference Number: _____

3.6 VAT Registration Number: _____

3.7 The names of all directors / trustees / shareholders members, their individual identity numbers and state employee numbers must be indicated in paragraph 4 below.

3.8 Are you presently in the service of the state? _____

[1] MSCM Regulations: "in the service of the state" means to be –
(a) a member of –
  (i) any municipal council;
  (ii) any provincial legislature; or
  (iii) the national Assembly or the national Council of provinces;

(b) a member of the board of directors of any municipal entity;
(c) an official of any municipality or municipal entity;
(d) an employee of any national or provincial department, national or provincial public entity or constitutional institution within the meaning of the Public Finance Management Act, 1999 (Act No.1 of 1999);
(e) a member of the accounting authority of any national or provincial public entity; or
(f) an employee of Parliament or a provincial legislature

[2] Shareholder" means a person who owns shares in the company and is actively involved in the management of the company or business and exercises control over the company.

YES	NO

If yes, furnish particulars _____

3.9 Have you been in the service of the state for the past twelve months?

YES	NO

If yes, furnish particulars _____

3.10 Do you have any relationship (family, friend, other) with persons in the service of the state and who may be involved with the evaluation and or adjudication of this bid?

YES	NO

If yes, furnish particulars _____

3.11 Are you, aware of any relationship (family, friend, other) between any other bidder and any persons in the service of the state who may be involved with the evaluation and or adjudication of this bid?

YES	NO

If yes, furnish particulars _____

3.12 Are any of the company's directors, trustees, managers, principle shareholders or stakeholders in service of the state?

YES	NO

If yes, furnish particulars _____

3.13 Are any spouse, child or parent of the company's directors trustees, managers, principle shareholders or stakeholders in service of the state?

YES	NO

If yes, furnish particulars _____

3.14 Do you or any of the directors, trustees, managers, principal shareholders, or stakeholders of this company have any interest in any other related companies or business whether or not they are bidding for this contract?

YES	NO

If yes, furnish particulars _____

4. Full details of directors / trustees / members / shareholders:

Full Name	Identity Number	State Employee Number

The undersigned, who warrants that he / she is duly authorised to do so on behalf of the enterprise, confirms that the contents of this schedule are within my personal knowledge and are to the best of my belief both true and correct.

Person authorized to sign the tender:

Full name (in BLOCK letters): _____

Signature: _____

Date: _____

FORM RD.A.3 MBD 8: DECLARATION OF TENDER'S PAST SUPPLY CHAIN MANAGEMENT PRACTISES

1. This municipal tender document must form part of all tenders invited.
2. It serves as a declaration to be used by municipalities and municipal entities in ensuring that when goods and services are being procured, all reasonable steps are taken to combat the abuse of the supply chain management system.
3. The tender of any tenderer may be rejected if that tenderer, or any of its directors have:

    a. abused the municipality's/municipal entity's supply management system or committed any improper conduct In relation to such system;
    b. been convicted for fraud or corruption during the past five years;
    c. wilfully neglected, reneged on or failed to comply with any government, Municipal or other public sector contract during the past five years; or
    d. been listed in the Register for Tender Defaulters in terms of Section 29 of the Prevention and Combating of Corrupt Activities Act, 2004 (Act 12 of 2004).

4. In order to give effect to the above, the following questionnaire must be completed and submitted with the tender:

Item	Question	Response	
4.1	Is the tenderer, any of its directors listed on the National Treasurer's database as a company or persons prohibited from doing business with the public sector? **(Companies for persons who are listed on this database were informed in writing of this restriction by the National Treasury after the *audi alteram partem* rule was applied)**	**YES**	**NO**
	If so, furnish particulars:		
4.2	Is the tenderer or any of it's directors listed on the Register for Tender Defaulters in terms of Section 29 of the Prevention and Combating of Corrupt Activities Act, 2004 (Act 12 of 2004)? (**The Register for Tender Defaulters can be accessed on the National Treasury's website (www.treasury.gov.za) by clicking on its link at the bottom of the home page.**)	**YES**	**NO**
	If so, furnish particulars:		
4.3	Was the tenderer or any of its directors convicted by a court of law (including a court of law outside the Republic of South Africa) for fraud or corruption during the past five years?	**YES**	**NO**
	If so, furnish particulars:		

Item	Question	Response	
4.4	Does the tenderer or any of its directors owe any municipal rates and taxes or municipal charges to the municipality/municipal entity, or to any other municipality/municipal entity, that is in arrears for more than three months?	**YES**	**NO**
	If so, furnish particulars:		
4.5	Was any contract between the tenderer and the municipality/municipal entity or any other organ of state terminated during the past five years on account of failure to perform on or comply with the contract?	**YES**	**NO**
	If so, furnish particulars:		

The undersigned, who warrants that he / she is duly authorised to do so on behalf of the enterprise, confirms that the contents of this schedule are within my personal knowledge and are to the best of my belief both true and correct.

I accept that, in addition to cancellation of a contract, action may be taken against me should this declaration prove to be false.

Person authorized to sign the tender:

Full name (in BLOCK letters): _____

Signature: _____

Date: _____

FORM RD.A.4 MBD 9: CERTIFICATION OF INDEPENDENT TENDER DETERMINATION

1. This Municipal Bidding Document (MBD) must form part of all bids [3]invited.

2. Section 4 (1) (b) (iii) of the Competition Act Nol. 89 of 1998, as amended, prohibits an agreement between, or concerted practice by, firms, or a decision by an association of firms, if it is between parties in a horizontal relationship and if it involves collusive tendering (or bid rigging[4]). Collusive tendering is a *per se* prohibition meaning that it cannot be justified under any grounds.

3. Municipal Supply Regulation 38 (1) prescribes that a supply chain management policy must provide measures for the combating of abuse of the supply chain management system, and must enable the accounting officer, among others, to:

    a. Take all reasonable steps to prevent such abuse;
    b. Reject the tender of any tenderer if that tenderer or any of its directors has abused the supply chain management system of the municipality or municipal entity or has committed any improper conduct in relation to such system; and
    c. Cancel a contract awarded to a person if the person committed any corrupt or fraudulent act during the tendering process or the execution of the contract.

4. This will serve as a certificate of declaration that would be used by institutions to ensure that, when tenders are considered, reasonable steps are taken to prevent any form of tender-rigging.

5. In order to give effect to the above, the attached Certificate of Tender Determination must be completed and submitted with the tender.

[3] Includes price quotations, advertised competitive bids, limited bids and proposals.

[4] Bid rigging (or collusive bidding) occurs when businesses, that would otherwise be expected to compete, secretly conspire to raise prices or lower the quality of goods and / or services for purchasers who wish to acquire goods and / or services through a bidding process. Bid rigging is, therefore, an agreement between competitors not to compete.

CERTIFICATE OF INDEPENDENT TENDER DETERMINATION

I, the undersigned, in submitting the accompanying tender:

CONTRACT: HD 04-2024/25 THE APPOINTMENT OF A REPLACEMENT CONTRACTOR FOR THE CONSTRUCTION OF NEW LUSAKA CLINIC IN MAMELODI EXTENSION 22.

in response to the invitation for the tender made by

City of Tshwane Metropolitan Municipality

do hereby make the following statement that I certify to be true and complete in every respect:

I certify, on behalf of _____ that:
(Name of tenderer)

1. I have read and understand the contents of this certificate;

2. I understand that the accompanying tender will be disqualified if this certificate is found not to be true and complete in every aspect;

3. I am authorised by the tenderer to sign this certificate, and to submit the accompanying tender, on behalf of the tenderer;

4. Each person whose signature appears on the accompanying tender has been authorised by the tenderer to determine the terms of, and to sign, the tender, on behalf of the tenderer;

5. For the purposes of this Certificate and the accompanying tender, I understand that the word "competitor"" shall include any individual or organization, other that the tenderer, whether or not affiliated with the tenderer who:

    a. Has been requested to submit a tender in response to this tender invitation, based on their qualifications, abilities or experience; and
    b. Could potentially submit a tender in response to this tender invitation, based on their qualifications, abilities or experience; and provides the same goods and services as the tenderer and/or is in the same line of business as the tenderer.

6. The tenderer has arrived at the accompanying tender independently form, and without consultation, communication, agreement or arrangement with any competitor. However, communication between partners in a joint venture or consortium[35] will not be construed as collusive tendering.

7. In particular, without limiting the generality of paragraphs 6 above, there has been no consultation, communication, agreement of arrangement with any competitor regarding:

    a. Prices;
    b. Geographical area where product of services will be rendered (market allocation);
    c. Methods, factors of formulas used to calculate prices;
    d. The intention or decision to submit or not to submit, a tender;
    e. The submission of a tender which does not meet the specifications and conditions of the tender; or
    f. Tendering with the intention not to win the tender.

[3] Joint venture or consortium means an association of persons for the purpose of combining their expertise, property, capital, efforts, skill and knowledge in an activity for the execution of a contract.

8. In addition, there have been no consultations, communications, agreements or arrangement with any competitor regarding the quality, quantity, specifications and conditions or delivery particulars of the products or services to which this tender invitation relates.

9. The terms of the accompanying tender have not been, and will not be, disclosed by the tenderer, directly or indirectly, to any competitor, prior to the date and time of the official tender opening or to the awarding of the contract.

10. I am aware that, in addition and without prejudice to any other remedy provided to combat any restrictive practises related to tenders and contracts, tenders that are suspicious will be reported to the Competition Commission for investigation and possible imposition of administrative penalties in terms of section 59 of the Competition Act No. 89 of 1998 and or may be reported to the National Prosecuting Authority (NPA) for criminal investigation and or may be restricted form conduction business with the public sector for a period not exceeding ten (10) years in terms of the Prevention and combating of Corrupt Activities Act No. 12 of 2004 or any other applicable legislation.

The undersigned, who warrants that he / she is duly authorised to do so on behalf of the enterprise, confirms that the contents of this schedule are within my personal knowledge and are to the best of my belief both true and correct.

Person authorized to sign the tender:

Full name (in BLOCK letters): _____

Signature: _____

Date:

FORM RD.A.5 CERTIFICATE OF AUTHORITY OF SIGNATORY

RESOLUTION of the a meeting of the *Board of Directors/Members/Partners of

_____

_____

(Legally correct full name and registration number, if applicable, of the enterprise)

Held at: _____ (place)

On: _____ (date)

RESOLVED that:

1. The enterprise submits a tender to the Tshwane Metro Municipality in respect of the following project:

Tender Number:	**HD 04-2024/25**
Tender Description:	**Tender for the Completion of Existing Incomplete Lusaka Clinic in Mamelodi Extension 22**

2. *Mr/Ms:

in *his/her capacity as

and who will sign as follow:

Proof signature	Proof signature

be, and is hereby authorised to sign the tender, and any and all other documents and/or correspondence in connection with and relating to the tender for the enterprise mentioned above

Name	Capacity	Signature

Note:	Enterprise stamp
1. *Delete which is not applicable. 2. IMPORTANT: This resolution must be signed by all the directors/members/ partners of the tendering enterprise. 3. Should the number of directors/members/partners exceed the space available above, additional names and signatures must be supplied on a separate page.	

FORM RD.A.6 CERTIFICATE OF AUTHORITY OF SIGNATORY FOR JOINT VENTURES AND CONSORTIA

*Joint Venture/Consortium name: _____

We, the undersigned, are submitting this tender in a *joint venture/consortium and hereby authorise *Mr/Ms _____ authorised signatory of the enterprise _____ acting in the capacity of lead partner to sign the tender, and any and all other documents and/or correspondence in connection with and relating to the tender for the *joint venture/consortium mentioned above.

Registered name of enterprise	Registration number	% of contract value	Address	Duly authorised signatory	Mark with (x) for lead partner

Note:

1. *Delete which is not applicable.
2. IMPORTANT: This resolution must be signed by all the parties of the joint venture/consortium and every duly authorised signatory for each party to the joint venture/consortium must complete a Form RD.C.15.
3. Should the number of directors/members/partners exceed the space available above, additional names and signatures must be supplied on a separate page.

RDB.1 MBD 6.1 PREFERENCE POINTS CLAIM FORM IN TERMS OF THE PREFERENTIAL PROCUREMENT REGULATIONS 2022

This preference form must form part of all tenders invited. It contains general information and serves as a claim form for preference points for specific goals.

NB: BEFORE COMPLETING THIS FORM, TENDERERS MUST STUDY THE GENERAL CONDITIONS, DEFINITIONS AND DIRECTIVES APPLICABLE IN RESPECT OF THE TENDER AND PREFERENTIAL PROCUREMENT REGULATIONS, 2022

1. GENERAL CONDITIONS

1.1 The following preference point systems are applicable to invitations to tender:

- the 80/20 system for requirements with a Rand value of up to R50 000 000 (all applicable taxes included); and
- the 90/10 system for requirements with a Rand value above R50 000 000 (all applicable taxes included).

1.2 To be completed by the organ of state

a) The applicable preference point system for this tender is the 80/20 preference point system.

b) The 80/20 preference point system will be applicable in this tender. The lowest/ highest acceptable tender will be used to determine the accurate system once tenders are received.

1.3 Points for this tender (even in the case of a tender for income-generating contracts) shall be awarded for:

(a) Price; and
(b) Specific Goals.

The maximum points for this tender are allocated as follows:

	POINTS
PRICE	**80**
SPECIFIC GOALS	**20**
Total points for Price and SPECIFIC GOALS	**100**

1.4 Failure on the part of a tenderer to submit proof or documentation required in terms of this tender to claim points for specific goals with the tender, will be interpreted to mean that preference points for specific goals are not claimed.

1.5 The organ of state reserves the right to require of a tenderer, either before a tender is adjudicated or at any time subsequently, to substantiate any claim in regard to preferences, in any manner required by the organ of state.

2. DEFINITIONS

(a) "tender" means a written offer in the form determined by an organ of state in response to an invitation to provide goods or services through price quotations, competitive tendering process or any other method envisaged in legislation;
(b) "price" means an amount of money tendered for goods or services, and includes all applicable taxes less all unconditional discounts;
(c) "rand value" means the total estimated value of a contract in Rand, calculated at the time of bid invitation, and includes all applicable taxes;
(d) "tender for income-generating contracts" means a written offer in the form determined by an organ of state in response to an invitation for the origination of income-generating contracts through any method envisaged in legislation that will result in a legal agreement between the organ of state and a third party that produces revenue for the organ of state, and includes, but is not limited to, leasing and disposal of assets and concession contracts, excluding direct sales and disposal of assets through public auctions; and
(e) "the Act" means the Preferential Procurement Policy Framework Act, 2000 (Act No. 5 of 2000).

3. FORMULAE FOR PROCUREMENT OF GOODS AND SERVICES

3.1. POINTS AWARDED FOR PRICE

3.1.1 THE 80/20 PREFERENCE POINT SYSTEMS

A maximum of 80 points is allocated for price on the following basis:

80/20

$$Ps = 80\left(1 - \frac{Pt - P\,min}{P\,min}\right)$$

Where
Ps = Points scored for price of tender under consideration
Pt = Price of tender under consideration
Pmin = Price of lowest acceptable tender

4. POINTS AWARDED FOR SPECIFIC GOALS

4.1. In terms of Regulation 4(2); 5(2); 6(2) and 7(2) of the Preferential Procurement Regulations, preference points must be awarded for specific goals stated in the tender. For the purposes of this tender the tenderer will be allocated points based on the goals stated in table 1 below as may be supported by proof/ documentation stated in the conditions of this tender:

4.2. In cases where organs of state intend to use Regulation 3(2) of the Regulations, which states that, if it is unclear whether the 80/20 or 90/10 preference point system applies, an organ of state must, in the tender documents, stipulate in the case of—

(a) an invitation for tender for income-generating contracts, that either the 80/20 or 90/10 preference point system will apply and that the highest acceptable tender will be used to determine the applicable preference point system; or

(b) any other invitation for tender, that either the 80/20 or 90/10 preference point system will apply and that the lowest acceptable tender will be used to determine the applicable preference point system, then the organ of state must indicate the points allocated for specific goals for both the 90/10 and 80/20 preference point system.

Table 1: Specific goals for the tender and points claimed are indicated per the table below.
(Note to organs of state: Where either the 90/10 or 80/20 preference point system is applicable, corresponding points must also be indicated as such.
Note to tenderers: The tenderer must indicate how they claim points for each preference point system.)

The specific goals allocated points in terms of this tender	Number of points allocated (80/20 system) (To be completed by the organ of state)	Number of points claimed (80/20 system) (To be completed by the tenderer)
BB-BEE score of companies **Level 1** **Level 2** **Level 3** **Level 4** **Level 5** **Level 6** **Level 7** **Level 8** **Non-compliant**	 **8 Points** **7 Points** **6 Points** **5 Points** **4 Points** **3 Points** **2 Point** **1 Points** **0 Points**	
EME and/or QSE	**2**	
At least 51% Women owned companies	**2**	
At least 51% owned companies by People with disability	**2**	
At least 51% owned companies by Youth	**2**	
Local Economic Participation		
City of Tshwane Participants	**4**	
Gauteng Participants	**2**	
National participants	**2**	

DECLARATION WITH REGARD TO COMPANY/FIRM

4.3. Name of company/firm……
4.4. Company registration number: ……...
4.5. TYPE OF COMPANY/ FIRM

- ☐ Partnership/Joint Venture / Consortium
- ☐ One-person business/sole propriety
- ☐ Close corporation
- ☐ Public Company
- ☐ Personal Liability Company
- ☐ (Pty) Limited
- ☐ Non-Profit Company
- ☐ State Owned Company

[Tick applicable box]

4.6. I, the undersigned, who is duly authorised to do so on behalf of the company/firm, certify that the points claimed, based on the specific goals as advised in the tender, qualifies the company/ firm for the preference(s) shown and I acknowledge that:

i) The information furnished is true and correct;
ii) The preference points claimed are in accordance with the General Conditions as indicated in paragraph 1 of this form;
iii) In the event of a contract being awarded as a result of points claimed as shown in paragraphs 1.4 and 4.2, the contractor may be required to furnish documentary proof to the satisfaction of the organ of state that the claims are correct;

iv) If the specific goals have been claimed or obtained on a fraudulent basis or any of the conditions of contract have not been fulfilled, the organ of state may, in addition to any other remedy it may have –

(a) disqualify the person from the tendering process;
(b) recover costs, losses or damages it has incurred or suffered as a result of that person's conduct;
(c) cancel the contract and claim any damages which it has suffered as a result of having to make less favourable arrangements due to such cancellation;
(d) recommend that the tenderer or contractor, its shareholders and directors, or only the shareholders and directors who acted on a fraudulent basis, be restricted from obtaining business from any organ of state for a period not exceeding 10 years, after the *audi alteram partem* (hear the other side) rule has been applied; and
(e) forward the matter for criminal prosecution, if deemed necessary.

NAME:
(in BLOCK letters) _____

CAPACITY:
(of authorized agent) _____

SIGNATURE:
(of authorized agent) _____

SIGNED at _____ on this _____ day of _____

WITNESSES:
(Full name in BLOCK letters and signature)

1. _____ _____

2. _____ _____

FORM RD.B.2 VALID B-BBEE STATUS LEVEL OF CONTRIBUTOR CERTIFICATE

Submit B-BBEE Verification Certificate from a Verification Agency accredited by the South African Accreditation System (SANAS) or a Registered Auditor approved by the Independent Regulatory Board of Auditors (IRBA) or an Accounting Officer as contemplated in the Close Corporation Act (CCA).

NOTE:

1. **Attach original copy of B-BBEE Verification Certificate to this page.**
2. **In the case of a joint venture / consortium parties must each attach original copy of their B-BBEE Verification Certificates.**

FORM RD.B.3 B-BBEE EXEMPTED MICRO ENTERPRISE – SWORN AFFIDAVIT

I, the undersigned

Full Name & Surname

Identity Number - - -

Hereby declare under oath as follow:

1. The contents of this statement are to the best of my knowledge a true reflection of the facts.
2. I am a member / director / owner of the following enterprise and am duly authorised to act on its behalf.

Enterprise Name

Trading Name

Registration Number

Enterprise Address

3. I hereby declare under oath that:

- The enterprise is _____ % black owned;
- The enterprise is _____ % woman owned;
- The enterprise is _____ % owned companies by People with disability;
- The enterprise is _____ % owned companies by Youth;
- Based on the audited management accounts and other information available on the _____ financial year, the income did not exceed R 10,000,000 (ten million rands);
- Please confirm on the below the B-BBEE level contributor, by ticking the applicable.

100% Black owned	Level One (135% B-BBEE procurement recognition)
More than 51% Blackowned	Level Two (125% B-BBEE procurement recognition)
Less than 51% Black owned	Level Four (100% B-BBEE procurement recognition)

4. The entity is an empowering supplier in terms of the DTI Codes of Good Practice
5. I know and understand the contents of the contents of this affidavit and I have no objection to take the prescribed oath and consider the oath binding on my conscience and on the owners of the enterprise which I represent in this matter.
6. The sworn affidavit will be valid for a period of 12 (twelve) month from the date signed by the commissioner.

Deponent Signature: Date:

Commissioner of oaths
(Signature and stamp)

FORM RD.B.4 PROMOTION OF LOCAL ENTERPRISES

The City of Tshwane has mandated the promotion of local enterprises. To comply with this the tenderer must provide proof of the type of business unit and whether the unit resides within the Tshwane and will be scored as follow:

80/20 preference point system applies:

	Promotion of local enterprises
No Response (score 0)	The tenderer did not respond or comply with this evaluation schedule. A score of 0 will also be awarded for any misrepresentation made in this regard,
Satisfactory (score 1)	The tenderer operates a head office or fully staffed office or his sole office outside the boundaries of Gauteng Province. (I.e. no business unit or office resides within the boundaries of Tshwane Metropolitan Municipality)
Good (score 1)	The tenderer's office resides within the boundaries of Gauteng Province. (I.e. no business unit or office resides within the boundaries of Tshwane Metropolitan Municipality)
Very good (score 2)	The tenderer's office resides within the boundaries of the Tshwane Metropolitan Municipality.

Municipal Rates & Taxes not older than three months from tender advertisement date or Valid Lease Agreement should be attached as evidence.

(If necessary, the tenderer will be requested to present the office / business unit to officials of the City)

The undersigned, who warrants that he / she is duly authorized to do so on behalf of the enterprise, confirms that the contents of this schedule are within my personal knowledge and are to the best of my belief both true and correct.

Person authorized to sign the tender:

Full name (in BLOCK letters): _____

Signature: _____

Date:

The undersigned, who warrants that he / she is duly authorized to do so on behalf of the enterprise, confirms that the contents of this schedule are within my personal knowledge and are to the best of my belief both true and correct.

Person authorized to sign the tender:

Full name (in BLOCK letters): _____

Signature: _____

Date:

FORM RD.B.5 AT LEAST 51% WOMEN OWNED COMPANIES AND AT LEAST 51% OWNED COMPANIES BY YOUTH

The City of Tshwane has mandate for the promotion At least 51% Women owned companies and At least 51% owned companies by youth. To comply with this the tenderer must provide Certified copy of Identity Document/s that proof that company is 51% owned by Women or youth

	Promotion of At least 51% Women owned companies and At least 51% owned companies by youth
No Response (score 0)	The tenderer did not respond or comply with this evaluation schedule. A score of 0 will also be awarded for any misrepresentation made in this regard,
Good (score 1	Certified copy of Identity Document/s that proof that company is 51% owned by Women and proof of ownership (Sworn affidavit for B-BBEE qualifying small enterprise or Exempt Micro Enterprises, CIPC registration or any other proof of ownership
Good (score 1)	Certified copy of Identity Document/s that proof that company is 51% owned by youth and proof of ownership (Sworn affidavit for B-BBEE qualifying small enterprise or Exempt Micro Enterprises, CIPC registration or any other proof of ownership

(If necessary the tenderer will be requested to present the office / business unit to officials of the City)

The undersigned, who warrants that he / she is duly authorized to do so on behalf of the enterprise, confirms that the contents of this schedule are within my personal knowledge and are to the best of my belief both true and correct.

Person authorized to sign the tender:

Full name (in BLOCK letters): _____

Signature: _____

Date:

FORM RD.B.6 AT LEAST 51% OWNED COMPANIES BY PEOPLE WITH DISABILITY

The City of Tshwane has mandate for the promotion of At least 51% owned companies by People with disability. To comply with this the tenderer must provide Medical Certificate with doctor's details (Practice Number, Physical Address and contact numbers that proof that company is 51% owned by People with disability

	Promotion of At least 51% owned companies by People with disability
No Response (score 0)	The tenderer did not respond or comply with this evaluation schedule. A score of 0 will also be awarded for any misrepresentation made in this regard,
Good (score 1)	Medical Certificate with doctor's details (Practice Number, Physical Address and contact numbers and proof of ownership (Sworn affidavit for B-BBEE qualifying small enterprise or Exempt Micro Enterprises, CIPC registration or any other proof of ownership

(If necessary the tenderer will be requested to present the office / business unit to officials of the City)

The undersigned, who warrants that he / she is duly authorized to do so on behalf of the enterprise, confirms that the contents of this schedule are within my personal knowledge and are to the best of my belief both true and correct.

Person authorized to sign the tender:

Full name (in BLOCK letters): _____

Signature: _____

Date:

FORM RD.C.1 PROOF OF REGISTRATION ON CSD WITH NATIONAL TREASURY

1. Attach original or certified copy of CSD registration certificate to this page.

2. In the case of a joint venture / consortium (excluding consulting engineering partners) the joint venture / consortium must attach original or certified copy of their CSD registration certificate to this page.

FORM RD.C.2 MBD 5: DECLARATION FOR PROCUREMENT ABOVE R10 MILLION

1. The tenderer is required by law to prepare annual financial statements for auditing their audited annual financial statements:

   i) for the past three years; or

   ii) Since the establishment if established during the past three years.

   Indicate whether these have been included in the tender:

YES	NO

2. Does the tenderer have any undisputed commitments for municipal services towards a municipality or other service provider in respect of which payment is overdue for more than 30 days?

YES	NO

   If so, state particulars _____

3. Has any contracts been awarded to the tenderer by an organ of state during the past five years?

YES	NO

   If so, state particulars _____

4. Has there been any material non-compliance or dispute concerning the execution of such contract?

YES	NO

   If so, state particulars _____

5. Is any portion of the goods or services expected to be sourced from outside the Republic?

YES	NO

   If, so state what portion and whether any portion of payment from the municipality is expected to be transferred outside of the Republic.

The undersigned, who warrants that he / she is duly authorised to do so on behalf of the enterprise, confirms that the contents of this schedule are within my personal knowledge and are to the best of my belief both true and correct.

I accept that the state may act against me should this declaration prove to be false.

Person authorized to sign the tender:

Full name (in BLOCK letters): _____

Signature: _____

Date:

FORM RD.C.3 PROOF OF REGISTRATION WITH THE CIDB

1. Attach original or certified copy of CIDB registration certificate to this page.

2. In the case of a joint venture / consortium (excluding consulting engineering partners) parties must each attach original or certified copy of their CIDB registration certificate.

Firm	**CRS Number**	**CIDB Grading**	**Lead Partner** (Indicate with X)
Combined CIDB Grading for Joint Venture / Consortium:			

(Calculator is available at https://registers.cidb.org.za/common/jvcalc.asp)

The undersigned, who warrants that he / she is duly authorised to do so on behalf of the enterprise, confirms that the contents of this schedule are within my personal knowledge and are to the best of my belief both true and correct.

Person authorized to sign the tender:

Full name (in BLOCK letters): _____

Signature: _____

Date: _____

FORM RD.C.4 COMPLIANCE WITH OHSA (ACT 85 OF 1993)

Tenderers are required to satisfy the employer and the engineer as to their ability and available resources to comply with the above by answering the following questions and providing the relevant information required below.

(Tick applicable box)

1. Are your company familiar with the OHSA (ACT 85 of 1993) and its Regulations?	**YES**	**NO**
2. Who will prepare your company's Health and Safety Plan? Provide a copy of the person/s curriculum vitae/s or company profile.		
3. Do your company have a health and safety policy? If **YES** provide a copy.	**YES**	**NO**
4. How is this policy communicated to your employees? Provide supporting documentation.	**YES**	**NO**
5. Do your company keep record of safety aspects of each site where work is performed? If **YES** what records are kept?	**YES**	**NO**
6. Do your company conduct monthly safety meetings? If **YES**, who is the chairperson of the meeting, and attend these meetings?	**YES**	**NO**
7. Do your company have a safety officer in its employment, responsible for overall safety of your company? If **YES**, explain his duties and provide a copy of his CV	**YES**	**NO**
8. Do your company have trained first aid employees? If **YES**, indicate who.	**YES**	**NO**
9. Do your company have a safety induction training programme in place? If **YES**, provide a copy.	**YES**	**NO**
10. Does your company conduct medical surveillance for its employees?	**YES**	**NO**

The undersigned, who warrants that he / she is duly authorised to do so on behalf of the enterprise, confirms that the contents of this schedule are within my personal knowledge and are to the best of my belief both true and correct.

Person authorized to sign the tender:

Full name (in BLOCK letters): _____

Signature: _____

Date:

FORM RD.C.5 RECORD OF SERVICES PROVIDED TO ORGANS OF STATE

Tenderers are required to complete this record in terms of the Supply Chain Management Regulations issued in terms of the Municipal Finance Management Act of 2003.

Include only those contracts where the tenderer identified in the signature block below was directly contracted by the employer. Tenderers must not include services provided in terms of a sub-contract agreement.

Where contracts were awarded in the name of a joint venture and the tenderer formed part of that joint venture, indicate in the column entitled "Title of the contract for the service" that was in joint venture and provide the name of the joint venture that contracted with the employer. In the column for the value of the contract for the service, record the value of the portion of the contract performed (or to be performed) by the tender.

Complete the record or attach the required information in the prescribed tabulation

	ALL SERVICES COMMENCED OR COMPLETED TO AN ORGAN OF STATE IN THE LAST FIVE YEARS			
	Organ of state, i.e. national or provincial department, public entity, municipality or municipal entity.	**Title of contract for the service**	**Value of contract for service incl. VAT (Rand)**	**Date completed (State current if not yet completed)**
1.				
2.				
3.				
4.				
5.				
6.				
7.				
8.				

(Attach additional pages if more space is required.)

The undersigned, who warrants that he / she is duly authorised to do so on behalf of the enterprise, confirms that the contents of this schedule are within my personal knowledge and are to the best of my belief both true and correct.

Person authorized to sign the tender:

Full name (in BLOCK letters): _____

Signature: _____

Date:

FORM RD.C.6 SCHEDULE OF PLANT AND EQUIPMENT

The following are lists of the major items of relevant equipment that I/we presently own/lease and will have available for this contract or will hire/acquire for this contract as proof of the requirements for Clause C.3.13 b) of the Standard Conditions of Tender

Major equipment owned/leased that is immediately available for the execution of the works	
Quantity	**Description, size, capacity etc.**

(Attach additional pages if more space is required)

Major equipment that will be hired or acquired for the execution of the works	
Quantity	**Description, size, capacity etc.**

(Attach additional pages if more space is required)

The undersigned, who warrants that he / she is duly authorized to do so on behalf of the enterprise, confirms that the contents of this schedule are within my personal knowledge and are to the best of my belief both true and correct.

Person authorized to sign the tender:

Full name (in BLOCK letters): _____

Signature: _____

Date:

FORM RD.C.8 STATUS OF CONCERN SUBMITTING TENDER

1. General

State whether the tenderer is a company, a closed corporation, a partnership, a sole practitioner, a joint venture/consortium or a co-operative

Public Company	
Private Company	
Closed Corporation	
Partnership	
Sole Proprietary	
Joint Venture / Consortium	
Co-operative	

(Mark the appropriate option)

2. Information to be provided

If the Tendering Entity is a:		**Documentation to be submitted with the tender**
1	Closed Corporation, incorporated under the Close Corporation Act,1984, Act 69 of 1984	CIPRO CK1 or CK2 (Certified copies of the founding statement) and list of members
2	Private Company incorporated with share capital, under the companies Act, 1973, Act 61of 1973 (Including Companies incorporated under Art 53 (b))	Certified copies of: a) CIPRO CM 1 - Certificate of Incorporation b) CIPRO CM 29 – Contents of Register of Directors, Auditors and Officers c) Shareholders Certificates of all Members of the Company, plus a signed statement of the Company's Auditor, certifying each Member's ownership/shareholding percentage relative to the total.
3	Private Company incorporated with share capital, under the companies Act, 1973, Act 61of 1973 in which any, or all, shares are held by another Closed Corporation or company with, or without, share capital.	Certified copies of documents referred to in 1 and/or 2 above in respect of all such Closed Corporations and/or Companies
4	Public Company incorporated with share capital, under the companies Act, 1973, Act 61of 1973 (Including Companies incorporated under Art 21)	A signed statement of the Company's Secretary confirming that the Company is a public Company.
5	Sole Proprietary or a Partnership	Certified copy of the Identity Document of: a) Such Sole Proprietary, or b) Each of the Partners in the Partnership Certified copy of the Partnership agreement.
6	Co-operative	CIPRO CR2 - Certified copies of Company registration document.

If the Tendering Entity is a:		Documentation to be submitted with the tender
7	Joint Venture / Consortium	All the documents (as described above) as applicable to each partner in the joint venture / consortium as well as a certified copy of the joint venture / consortium agreement.

Note:

1. If the shares are held in trust provide a copy of the Deed of Trust (only the front page and pages listing the trustees and beneficiaries are required) as well as the Letter of Authority as issued by the Master of the Supreme Court wherein trustees have been duly appointed and authorised
2. Include a certified copy of the Certificate of Change of Name (CM9) if applicable.

3. Registered for VAT proposes in terms of the Value-Added Tax Act (89 of 1991)

Yes ☐

No ☐

(Make an X in the appropriate space)

REGISTRATION NO: _____

FORM RD.C.9 CLASSIFICATION OF BUSINESS

1. The Small Businesses are defined in the National Small Business Act, 1996 (Act 102 of 1996).

2. Information furnished with regard to the classification of Small businesses

(b.) Indicate whether the company/entity is defined as a small, medium or micro enterprise by the National Small Business Act.

YES	NO

(Tick appropriate box)

(c.) If the response to 2.(a.) is **YES**, the following must be completed:

i. Sector/sub-sector in accordance with the Standard Industrial classification:

_____

ii. Size or class:

_____

iii. Total full-time equivalent of paid employees:

_____

iv. Total annual turnover:

_____

v. Total gross asset value (fixed property excluded):

_____

(A schedule indicating the different sectors is attached to this form.)

(d.) The tenderer should substantiate the information provided by submitting the following documentation:

i. A letter from the tenderer's auditor or an affidavit from the South African Police Services confirming the correctness of the abovementioned information,

ii. Company profile indicating the tenderer's staff compliment, and

iii. 3 year financial statement or since their establishment if established during the past 3 years.

SCHEDULE OF SECTORS

SIZE OF CLASS	THE TOTAL FULL-TIME EQUIVALENT OF PAID EMPLOYEES	TOTAL TURNOVER	TOTAL GROSS ASSET VALUE (FIXED PROPERTY EXCLUDED)
AGRICULTURE			
Medium	100	R 5 mil	R 5 mil
Small	50	R 3 mil	R 3 mil
Very Small	10	R 500 000	R 500 000
Micro	5	R 200 000	R 100 000
MINING AND QUARRYING			
Medium	200	R 39 mil	R 23 mil
Small	50	R 10 mil	R 6 mil
Very Small	20	R 4 mil	R 2 mil
Micro	5	R 200 000	R 100 000
MANUFACTURING			
Medium	200	R 51 mil	R 19 mil
Small	50	R 13 mil	R 5 mil
Very Small	20	R 5 mil	R 2 mil
Micro	5	R 200 000	R 100 000
ELECTRICITY, GAS & WATER			
Medium	200	R 51 mil	R 19 mil
Small	50	R 13 mil	R 5 mil
Very Small	20	R 5.1 mil	R 1.9 mil
Micro	5	R 200 000	R 100 000
CONSTRUCTION			
Medium	200	R 26 mil	R 5 mil
Small	50	R 6 mil	R 1 mil
Very Small	20	R 3 mil	R 500 000
Micro	5	R 200 000	R 100 000
RETAIL AND MOTOR TRADE & REPAIR SERVICES			
Medium	200	R 39 mil	R 6 mil
Small	50	R 19 mil	R 3 mil
Very Small	20	R 4 mil	R 600 000
Micro	5	R 200 000	R 100 000
WHOLESALE TRADE, COMMERCIAL AGENTS AND ALLIED SERVICES			
Medium	200	R 64 mil	R 10 mil
Small	50	R 32 mil	R 5 mil
Very Small	20	R 6 mil	R 600 000
Micro	5	R 200 000	R 100 000
CATERING, ACCOMMODATION AND OTHER TRADE			
Medium	200	R 13 mil	R 3 mil
Small	50	R 6 mil	R 1 mil
Very Small	20	R 5.1 mil	R 1.9 mil
Micro	5	R 200 000	R 100 000
TRANSPORT, STORAGE & COMMUNICATIONS			
Medium	200	R 26 mil	R 6 mil
Small	50	R 13 mil	R 3 mil
Very Small	20	R 3 mil	R 600 000
Micro	5	R 200 000	R 100 000
FINANCE & BUSINESS SERVICES			
Medium	200	R 26 mil	R 5 mil
Small	50	R 13 mil	R 3 mil
Very Small	20	R 3 mil	R 500 000
Micro	5	R 200 000	R 100 000
COMMUNITY, SOCIAL AND PERSONAL SERVICES			
Medium	200	R 13 mil	R 6 mil
Small	50	R 6 mil	R 3 mil
Very Small	20	R 1mil	R 600 000
Micro	5	R 200 000	R 100 000

FORM RD.C.10 LETTER OF INTENT TO PROVIDE A PERFORMANCE BOND

It is hereby agreed that a Performance Bond drafted **exactly** as set out in the attached examples (See Section C1.3: Form of Guarantee) will be provided by the Surety named below:

Name of Surety (Bank or Insurer) _____

Address: _____

_____

_____

Signed:

_____

Name: _____

Capacity: _____

On behalf of Tenderer (name of tenderer) _____

Date: _____

CONFIRMED BY Surety's Authorised representative

Signature(s):

_____

Name (print): _____

Capacity _____

On behalf of Surety (Bank or Insurer) _____

Date: _____

Note: Refer to the Annexure to **C1.3 Form of Guarantee** for the List of Institutions from who Contract/Deposit Guarantees will be accepted.

The undersigned, who warrants that he / she is duly authorized to do so on behalf of the enterprise, confirms that the contents of this schedule are within my personal knowledge and are to the best of my belief both true and correct.

Person authorized to sign the tender:

Full name (in BLOCK letters): _____

Signature: _____

Date:

FORM RD.D.3 SCHEDULE OF TENDERERS EXPERIENCE

The experience of the tenderer or joint venture partners in the case of an unincorporated joint venture consortium, in similar projects, within the past 5 years, shall be evaluated. Proof of experience (Appointment letters and Completion certificates) will influence the scoring on listed projects.

NOTE: The General Conditions of Contract prohibit the sub-contracting of the whole of the Contract.

The scoring of the Tenderer's experience shall be for a similar project (building project) as follows:

Previous Project Description:

- **A maximum of 60 points will be allocated for similar projects over the value of R20 million within the last 5 years**
- **A similar project is a major building project**
- **Tenderer to have successfully completed at least one major building project.**

The following is a statement of similar work successfully executed by myself / ourselves:

	Employer, contact person and telephone number (Project will be rejected without current accurate contact data)	**Description of contract – of similar nature for each project in excess of R20 million (points to be allocated for each project of similar nature, scope and value – ref C3.11)**	**Date completed**	**Points/ contract** **To be completed by Evaluator**
1	Employer: _____ Contact Person: _____ Tel: _____			
2	Employer: _____ Contact Person: _____ Tel: _____			
3	Employer: _____ Contact Person: _____ Tel: _____			
4	Employer: _____ Contact Person: _____ Tel: _____			
5	Employer: _____ Contact Person: _____ Tel: _____			
6	Employer: _____ Contact Person: _____ Tel: _____			

	Employer, contact person and telephone number (Project will be rejected without current accurate contact data)	Description of contract – of similar nature for each project in excess of R20 million (points to be allocated for each project of similar nature, scope and value – ref C3.11)	Date completed	
MAXIMUM TOTAL POINTS TENDERERS TOTAL			**(60)**	

FORM RD.D.8 KEY PERSONNEL

The Tenderer shall schedule the following Key Personnel who would be assigned to this Contract. The Contractor shall be contractually obliged to make these personnel available for the duration of the Contract, failing which alternative personnel of equal or higher qualification may be accepted by the employer.

POSITION	NAME	YEARS OF EXPERIENCE	NUMBER OF PROJECTS COMPLETED OF SIMILAR NATURE
Contract Manager			
Site Agent			
Foreman			
Occupational Health & Safety Officer			

The Tenderer shall complete a CV for each of the Key Personnel in Form RD.D.9 accompanied by the certified proof of Qualifications, Professional Registrations, and Proof of Identity for all personnel.

FORM RD.D.9.1 CURRICULUM VITAE FOR PROFESSIONALLY REGISTERED PERSONNEL

Note: This form should be completed for the Contract Manager, as listed in Form RD.D.8.

Name:	Date of birth:
Profession:	Nationality:
Qualifications:	
Professional membership, registration or license:	
Name of employer (firm):	
Current position:	Years with firm:
Certification: I, the undersigned, certify that to the best of my knowledge and belief, this data correctly describes me, my qualifications and my experience. _____ _____ *(Signature of person named in schedule)* Date:	

D.9.1.1 EMPLOYMENT RECORD (from most recent)

EMPLOYER	POSITION HELD / ROLES	DATES		YEARS EXPERIENCE	POINTS
		FROM	TO		
TOTAL POINTS					

D.9.1.2 PARTICULAR & APPROPRIATE EXPERIENCE

(A project will be rejected without current & accurate contact details)

CLIENT & CONTACT	PROJECT DESCRIPTION (ref C3.1)	DATES		VALUE	POINTS
		FROM	TO		
TOTAL POINTS					
GRAND TOTAL POINTS (CARRIED OVER TO FORM RD.D.8)					

FORM RD.D.9.2 CURRICULUM VITAE OF KEY PERSONNEL

Note: This form should be completed for other personnel as listed in Form RD.D.8.

Name:	Date of birth:
Profession:	Nationality:
Qualifications:	
Professional membership:	
Name of employer (firm):	
Current position:	Years with firm:
Certification: I, the undersigned, certify that to the best of my knowledge and belief, this data correctly describes me, my qualifications and my experience. _____ _____ *(Signature of person named in schedule)* Date:	

D.9.2.1 EMPLOYMENT RECORD (from most recent)

EMPLOYER	POSITION HELD / ROLES	DATES FROM	DATES TO	YEARS EXPERIENCE	POINTS
TOTAL POINTS					

D.9.2.2 PARTICULAR & APPROPRIATE EXPERIENCE

(A project will be rejected without current & accurate contact details)

CLIENT & CONTACT	PROJECT DESCRIPTION (ref C3.1)	DATES FROM	DATES TO	VALUE	POINTS
TOTAL POINTS					
GRAND TOTAL POINTS (CARRIED OVER TO FORM RD.D.8)					

FORM RD.D.15 SUMMARY OF TENDERER'S EXPERIENCE SCORE

CRITERIA	REFERENCE	MAX POINTS	TENDERER'S SCORE
Tenderers Experience			
Schedule of Tenderer's Experience	RD.D.3	60	
Total		60	
Key Personnel			
Contracts Manager	RD.D.8	12	
Site Agent	RD.D.8	10	
Foreman	RD.D.8	8	
Occupational Health and Safety Officer	RD.D.8	10	
Total		40	
GRAND TOTAL		**100**	
Min Points		**70**	

A minimum of **70 points** will be required to remain in the tender process.

FORM RD.E.1 RECORD OF ADDENDA TO TENDER DOCUMENTS

We confirm that the following communications received from the Employer before submission of this tender, amending or amplifying the tender documents, have been taken in account in this tender offer:

	DATE	REFERENCE	TITLE
1			
2			
3			
4			
5			
6			
7			
8			
9			
10			

The undersigned, who warrants that he / she is duly authorised to do so on behalf of the enterprise, confirms that the contents of this schedule are within my personal knowledge and are to the best of my belief both true and correct.

Person authorized to sign the tender:

Full name (in BLOCK letters): _____

Signature:

Date:

PORTION 2: **CONTRACT**

PART C1: **AGREEMENTS AND CONTRACT DATA**

CONTENTS

C1.1 FORM OF OFFER AND ACCEPTANCE 2

C1.2 CONTRACT DATA 7

C1.3 FORM OF GUARANTEE..... 277

C1.4 HEALTH AND SAFETY AGREEMENT 30

C1.5 ADJUDICATOR'S AGREEMENT……..……32

C1.1 FORM OF OFFER AND ACCEPTANCE

STAMP

OFFER

The Employer, identified in the Acceptance signature block, has solicited offers to enter into a contract in respect of the following works:

CONTRACT: HD 04-2024/25 TENDER FOR THE COMPLETION OF EXISTING INCOMPLETE LUSAKA CLINIC IN MAMELODI EXTENSION 22.

.....

The Tenderer, identified in the Offer signature block below, has examined the documents listed in the Tender Data and addenda thereto as listed in the returnable schedules, and by submitting this Offer has accepted the Conditions of Tender.

By the representative of the Tenderer, deemed to be duly authorised, signing this part of this Form of Offer and Acceptance, the Tenderer offers to perform all of the obligations and liabilities of the Contractor under the Contract including compliance with all its terms and conditions according to their true intent and meaning for an amount to be determined in accordance with the Conditions of Contract identified in the Contract Data.

THE OFFERED TOTAL OF THE PRICES INCLUSIVE OF VALUE ADDED TAX IS

R ..... (*in figures*) .....

..... (*in words*)

This Offer may be accepted by the Employer by signing the Acceptance part of this Form of Offer and Acceptance and returning one copy of this document to the Tenderer before the end of the period of validity stated in the Tender Data, whereupon the Tenderer becomes the party named as the Contractor in the Conditions of Contract identified in the Contract Data.

NAME(s): (BLOCK LETTERS) ....

CAPACITY of authorized agents: ....

SIGNATURE(s) of authorized agents: ....

SIGNED at ..... on this ..... day of .....

WITNESSES: (Full name – BLOCK LETTERS – and signature)

1. ....

2. ....

ACCEPTANCE

By signing this part of this Form of Offer and Acceptance, the Employer identified below accepts the Tenderer's Offer. In consideration thereof, the Employer shall pay the Contractor the amount due in accordance with the, Conditions of Contract identified in the Contract Data. Acceptance of the Tenderer's Offer shall form an agreement, between the Employer and the Tenderer upon the terms and conditions contained in this Agreement and in the, Contract that is the subject of this Agreement.

The terms of the contract, are contained in

Part T1 Tendering Procedures

Part T2 Returnable Documents

Part C1 Agreements and Contract Data, (which includes this Agreement)

Part C2 Pricing Data

Part C3 Scope of Work

Part C4 Site Information

and drawings and documents or parts thereof, which may be incorporated by reference into Parts C1 to C4 above.

Deviations from and amendments to the documents listed in the Tender Data and any addenda thereto listed in the Tender Schedules as well as any changes to the terms of the Offer agreed by the Tenderer and the Employer during this process of offer and acceptance, are contained in the Schedule of Deviations attached to and forming part of this Agreement. No amendments to or deviations from said documents are valid unless contained in this schedule.

The Tenderer shall within two weeks after receiving a letter of acceptance, contact the Employer's agent (whose details are given in the Contract Data) to arrange the delivery of guarantees, proof of insurance and any other documentation to be provided in terms of the Conditions of Contract identified in the Contract Data. Failure to fulfil any of these obligations in accordance with those terms shall constitute a repudiation of this Agreement. Notwithstanding anything contained herein, this Agreement comes into effect on the date when the Tenderer receives one fully completed original copy of this document, including the Schedule of Deviations (if any).

Unless the Tenderer (now Contractor) within five days of the date of such receipt notifies the Employer in writing of any reason why he cannot accept the contents of this Agreement, this Agreement shall constitute a binding

contract between the parties[1].

[1] *As an alternative, the following wording may be used:*
Notwithstanding anything contained herein, this agreement comes into effect two days after the submission by the Employer of one fully completed original copy of this document including the schedule of deviations (if any), to a courier-to-counter delivery / counter-to-counter delivery /door-to-counter delivery / door-to-door delivery / courier service (delete that which is not applicable), provided that the Employer notifies the Tenderer of the tracking number within 24 hours of such submission. Unless the Tenderer (now Contractor) within seven days of the date of such receipt notifies the Employer in writing of any reason why he cannot accept the contents of this Agreement, this Agreement shall constitute a binding contract between the parties.

NAME(s): (BLOCK LETTERS) ....

CAPACITY of authorized agents: ....

SIGNATURE(s) of authorized agents: ....

SIGNED at ..... on this ..... day of .....

WITNESSE(s): (Full name – BLOCK LETTERS – and signature)

1. ....

2. ....

SCHEDULE OF DEVIATIONS

Notes:

1. The extent of deviations from the tender documents issued by the Employer prior to the tender closing date is limited to those permitted in terms of the Conditions of Tender;

2. A Tenderer's covering letter shall not be included in the final contract document. Should any matter in such, letter, which constitutes a deviation as aforesaid become the subject of agreements reached during the process of, offer and acceptance, the outcome of such agreement shall be recorded here;

3. Any other matter arising from the process of offer and acceptance either as a confirmation, clarification or change to the tender documents and which it is agreed by the Parties becomes an obligation of the contract shall also be recorded here;

4. Any change or addition to the tender documents arising from the above agreements and recorded here shall also be incorporated into the final draft of the Contract.

4.1. **Subject** .....

Details .....

4.2. **Subject** .....

Details .....

4.3. **Subject** .....

Details .....

4.4. **Subject** .....

Details .....

4.5. **Subject** .....

Details .....

By the duly authorised representatives signing this agreement, the Employer and the Tenderer agree to and accept the foregoing Schedule of Deviations as the only deviations from the amendments to the documents listed in the Tender Data and addenda thereto as listed in the Tender Schedules, as well as any confirmation, clarification or change to the terms of the offer agreed by the Tenderer and the Employer during this process of offer and acceptance.

It is expressly agreed that no other matter whether, oral communication or implied during the period between the issue of the tender documents and the receipt by the Tenderer of a completed signed copy of this Agreement shall have any meaning or effect in the contract between the parties arising from this Agreement.

FOR AND ON BEHALF OF THE **TENDERER:**

NAME(s): (in block letters) .....

CAPACITY of authorized agents: .....

SIGNATURE(s) of authorized agents: .....

SIGNED at ..... on this ..... day of .....

WITNESSES: (Full name – in block letters – and signature)

1. ....

2. ....

FOR AND ON BEHALF OF THE **EMPLOYER:**

NAME(s): (in block letters) .....

CAPACITY of authorized agents: .....

SIGNATURE(s) of authorized agents: .....

SIGNED at ..... on this ..... day of .....

WITNESSES: (Full name – in block letters – and signature)

1. ....

2. ....

C1.2 CONTRACT DATA

C1.2.1 CONDITIONS OF CONTRACT

The **Conditions of Contract** are Clauses 1 to 41 of the **JBCC Series 2000 Principal Building Agreement (Edition 4.1 of March 2005)** published by the Joint Building Contracts Committee.

Copies of these conditions of contract can be obtained from the Association of South African Quantity Surveyors, Tel (011) 315-4140; Master Builders Association, Tel (011) 205-9000; or South African Institute of Architects, Tel (011) 486-0684.

The JBCC Principal Building Agreement makes several references to the Contract Data for specific data, which together with these conditions collectively describe the risks, liabilities and obligations of the contracting parties and the procedures for the administration of the Contract. The Contract Data shall have precedence in the interpretation of any ambiguity or inconsistency between it and the JBCC Principal Building Agreement.

Each item of data given below is cross-referenced to the clause in the JBCC Principal Building Agreement to which it mainly applies.

C1.2.2 VARIATIONS AND ADDITIONS TO THE CONDITIONS OF CONTRACT (SPECIAL CONDITIONS)

The additions, deletions and alterations to the JBCC Principal Agreement are:

CLAUSE	CONTRACT DATA
1.1	**Replace** the following definitions in **DEFINITIONS AND INTERPRETATIONS** with the following wording: **AGREEMENT** means the Agreement arising from the signing of the Form of Offer and Acceptance by the parties. **SPECIFICATION** means the document drawn up in accordance with the Pricing Instructions contained in the Pricing Data. **CONSTRUCTION PERIOD** means the period commencing on the date that the Agreement made in terms of the Offer and Acceptance comes into effect and ending on the date of practical completion. **CONTRACT DOCUMENTS** mean the Agreement and all documents referenced therein. **CONTRACT DRAWINGS** mean the drawings listed in the Scope of Work. **CONTRACT SUM** means the total of prices in the Form of Offer and Acceptance. **SCHEDULE** means the variables listed in the Contract Data.
1.6.4	**Delete** Sub-clause 1.6.4.
3.5	**Delete** Sub-clause 3.5.
3.6	**Delete** Sub-clause 3.6.
3.9	**Delete** Sub-clause 3.9.
3.10	**Delete** Sub-clause 3.10.
15.1.1	**Delete** Sub-clause 15.1.1.
21	**Replace** Sub-clauses 21.1.2 to 21.1.4 and 21.2 to 21.6 with the following: The **Contractor** and **Principal Agent** shall appoint a **selected Sub-contractor** in accordance with the provisions in the Scope of Work.
30.1	**Replace** reference to 36.3 at end of sentence with 36.0 in Sub-clause 30.1.
31.12	

CLAUSE	CONTRACT DATA
	Delete "Payment shall be subject to the **Employer** giving the **Contractor** a **tax invoice** for the amount due".
32.12	**Delete** Sub-clause 32.12.
34.13	**Delete** the words in sub-clause 34.13 "subject to the **Employer** giving the **Contractor** a **tax invoice** for the amount due".
STATE PROVISIONS	
41.0	**STATE SUBSTITUTIONS**
41.1.3 (41.0)	**Delete** the definitions for **CONSTRUCTION PERIOD** and **INTEREST** in Sub-clause 41.1.3 in the substitute provisions (Clause 41.0 State Clauses).
10.3 (41.0)	**Add** Sub-clause 10.3 of the **non-state** clauses.
11.1 (41.0)	**Delete** Sub-clause 11.1 in the Substitute Provisions (41.0 State Clauses) so that the provisions of 11.1 apply to the **state**.
12.1 (41.0)	**Delete** Sub-clauses 12.1 in the Substitute Provisions (41.0 State Clauses) so that the provisions of 12.1 apply to the **state;** and **Replace** "**contractor**" in clause 10.1 in the Substitute Provisions (41.0 State Clauses) with "The party responsible in terms of 12.1".
12.2 (41.0)	**Amend** the first part of the first sentence in clause 12.2 of the Substitute Provisions (41.0 State Clauses) to read "Where the **contractor** is responsible for insurances, the **contractor** shall ……"
10.0 11.0 12.0 (41.0)	**Add** the following Sub-clauses pertaining to the **Insurances** of installation, construction, maintenance or engineering contract works: 1. Employer to Insure Without limiting the Contractor's/Sub-contractor's obligation in terms of the Contract, the Employer will effect and maintain for the duration of the Contract until the issuing of the Defects Certificate or the end of the Maintenance Period, the following insurances in the name of the Contractor (including all Sub-contractors whether nominated or otherwise): 1.1 The Employer's insurer will indemnify the Contractor/Sub-contractor against physical loss of or damage to any part of the Property Insured not exceeding the maximum contract value or the final contract value estimated at inception including free issue materials where applicable as stated in the Contract Data:

CLAUSE	CONTRACT DATA
	a) Whilst in transit including loading and unloading whilst temporarily stored at any premises en route to or from the Contract Site within the Territorial Limits; b) From the time of unloading, dismantling or preparation at the Contract Site and thereafter until the Property Insured has been officially accepted by the Employer and becomes his responsibility by means of a notice of completion certificate or similar evidence of legal transfer of risk;
CLAUSE	**CONTRACT DATA**
10.0 11.0 12.0 (41.0) *(cont)*	c) During the contractual defects liability or Maintenance Period which shall not exceed the period reflected in the Schedule but only so far as the Contractors and/or Sub-Contractors may be liable for such loss or damage under the defects liability or maintenance condition/s of the Insured Contract; d) Removal of Debris; e) Surrounding Property; f} Work Away; g) Off-site Storage; h} Temporary Repairs; i) Contribution Clause – Marine; j) Escalation during Contract Period; k} Post Loss Escalation; l) Automatic Reinstatement; m) Principals Maintenance; n) Property taken over; o) Beneficial Occupation; p} Escalation due to Currency Fluctuation; q) Manufacturers Guarantees. 1.2 The Employer's insurer will indemnify the Contractor/Sub-contractor against all sums for which the Contractor/Sub-contractor shall become legally liable towards third party claimants to pay for and in consequence of: a) Accidental death of or bodily injury to or illness or disease contracted by any person (excluding employees of the Contractor/Sub-contractor); b) Accidental physical loss or damage to tangible property occurring during the Period of Insurance and arising out of or in connection with the performance of the Insured Contract at the Contract Site as defined in the Schedule. The minimum limit of indemnity for any one event is R5-million in respect of contracts with a contract value of up to R12-million. 2. <u>Insurance Premium payable</u>

CLAUSE	CONTRACT DATA
	The Employer will pay the insurance premium for the works damage and public liability insurance cover. The insurance premium will be calculated based on the approved Capital Budget per financial year and the insurance premium will be charged out to the relevant Departments by the Section: Insurance and Risk Management. 3. <u>Additional Insurance by the Employer</u> The Employer shall be free to effect at his own cost any additional insurance, which he deems necessary in own interest to cover loss or damage not insured in terms of the insurance policies of Sub-Clause 1 of this Clause. 4. <u>Additional Insurance by the Contractor/Sub-contractor</u> The Contractor and Sub-contractor shall be free to effect and maintain at their own cost any additional insurance which the Contractor/Sub-contractor deems necessary to cover damage, loss or injury not insured in terms of the insurance effected by the Employer's insurer. The cost of this additional insurance will be for the account of the Contractor/Sub-contractor.

CLAUSE	CONTRACT DATA
10.0 11.0 12.0 (41.0) *(cont)*	5. <u>Contractor satisfied with Insurance</u> The submission of a tender shall be construed as acknowledgement by the Contractor that he is satisfied with the insurance cover effected by the Employer. 6. <u>Contractor to observe Conditions</u> The Contractor shall give all notices and observe all conditions and requirements imposed by the relevant insurance policies, which shall be binding on the Contractor. 7. <u>Contractor to Insure</u> The Contractor/Sub-contractor shall effect and keep in force for the duration of the contract until the issuing of the Defects Certificate or the end of the Maintenance Period, the following insurance policies at an insurance company within 14 (fourteen) days of the notification of acceptance of the tender and must pay all premiums and supply proof thereof to the relevant Project Manager, 30 (thirty) days before the inception of the contract, that the policies have been taken out and that all premiums have been paid: a) All Risk Insurance cover with regard to all Plant and Materials and Equipment, owned, leased or hired by the Contractor that are used in the execution of the contract for the full replacement value thereof; b) Motor Vehicle and Liability Insurance cover indicating the registration numbers of the vehicles owned, leased or hired by the Contractor that are used in the execution of the contract to the amount of at least R5-million per claim with the number of claims unlimited; c) SASRIA cover for motor vehicles and Plant and Materials and Equipment owned, leased or hired by the Contractor that are used in the execution of the contract for the full replacement value thereof; d) In respect of Plant and Materials and Equipment and Motor Vehicles brought onto the Site by or on behalf of Subcontractors, the Contractor shall be deemed to have compiled with the provisions of this Sub-Clause by ensuring that such Sub-contractors have similarly insured such Plant and Materials and Equipment and Motor Vehicles; e) Proof must also be submitted that the Contractor complies with the conditions of the following legislation: - Compensation for Occupational Injuries and diseases, 1993 - Unemployment Insurance Act, 1996 - The Contractor shall in respect of the Site of the contract works appoint in writing a competent person to meet the requirements of the Health and Safety Act, No 85 of 1993 as amended. 8. The Project Manager involved must furnish copies of the required insurance documentation 30 (thirty) days before the inception of the contract to the Section: Insurance and Risk Management. Approval by the Employer shall be deemed unless a reasonable objection is

CLAUSE	CONTRACT DATA
	lodged within 14 (fourteen) calendar days of receipt of such policies. Where required, the Contractor/Sub-contractor shall provide evidence of renewal to the Project Manager before the expiry of the current period of insurance. 9. Reporting of incidents In the event of an occurrence, which is likely to give rise to a claim under the insurance policy effected by the Employer, the Contractor/Sub-contractors and Project Manager will adhere to the following procedures: a) In addition to any statutory obligations and/or requirements contained in the Conditions of Contract, the Contractor shall notify the Employer and the Project Manager of every occurrence within 48 (forty-eight) hours giving the circumstances, nature and an estimate of the loss or damage. b) The Project Manager will be responsible to complete and submit the relevant claim documentation for each incident within 30 (thirty) days after the incident occurred, to the Section: Insurance and Risk Management. Should the incident be reported by the Project Manager more than 30 (thirty) days after the incident occurred to the Section: Insurance and Risk Management, the claim will only be considered if the claim documentation is accompanied by a letter from the relevant Head of Department motivating the reason(s) for the late reporting of the incident, but the Project Manager must take note that the Insurer might repudiate the loss if it is found that the insured's rights have been compromised as a result of the late reporting. c) The following documentation must be included with the claim documentation: - Photos of damages caused or suffered as proof or substantiation of the claims. d) In the event of Insured Property being damaged during the Contract Works beyond economical repair, the property must be safeguarded and be handed over to the Employer's insurer for salvage. e) The Section: Insurance and Risk Management will inform the Employer's insurer of the incident. The Contractor/Subcontractor shall afford all reasonable access to the Site to the Employer, the Project Manager, the Employer's insurers and/or representatives for the purpose of assessment of any loss or damage. 10. Reporting of catastrophic incidents In the event of an occurrence, which is likely to give rise to a claim, under the insurance policy effected by the Employer, with an estimated loss or damage of more than R250 000,00, the Contractor and the Project Manager will adhere to the following procedures: a) In addition to any statutory obligations and/or requirements contained in the General Conditions of Contract, the Contractor shall notify the Employer and the Project Manager of every occurrence within 24 (twenty-four) hours giving the circumstances, nature and an estimate of the loss or damage. b) The Project Manager must notify the Section: Insurance and Risk Management on the same day that the Contractor/Sub-contractor has notified the Project Manager of the incident. c) The Section: Insurance and Risk Management will notify the Employer's insurer of the

CLAUSE	CONTRACT DATA
10.0 11.0 12.0 *(41.0)*	incident. The Contractor/Sub-contractor shall afford all reasonable access to the Site to the Employer, the Project Manager, the Employer's insurers and/or representatives for the purpose of assessment of any loss or damage. d) The Project Manager will be responsible to complete and submit the relevant claim documentation for each incident within 30 (thirty) days after the incident occurred to the Section: Insurance and Risk Management. Should the incident be reported by the Project Manager more than 30 (thirty) days after the incident occurred to the Section: Insurance and Risk Management, the claim will only be considered if the claim documentation is accompanied by a letter from the relevant Head of Department motivating the reason(s) for the late reporting of the incident. Should the relevant claim documentation not be submitted within 30 (thirty) days, the claim will be repudiated. 11. <u>Reporting of crime related incidents</u> All crime related incidents, losses or shortages irrespective of the value, must within 24 (twenty-four) hours by the person who was involved or who has discovered the incident to the nearest South African Police Services (SAPS) station. The name of the Police Station, Investigation Officer and the Case number must be obtained and stated on the Contractor Claim Form. Should the incident not be reported to the SAPS, the claim will be repudiated. 12. <u>Claim documentation</u> The Project Manager must obtain all relevant information from the Contractor/Sub-contractor and complete the Contractor Claim Form, included in this report as Annexure B that is available on the **Intranet**. The project number must be stated on the Contractor Claim Form. The Project Manager must submit with the Contractor Claim Form a detailed cost sheet indicating the estimate of the loss or damage. Any misrepresentation, misdescription or non-disclosure of material facts, at the option of the insurers, can result in claims submitted being declared null and void. 13. <u>Authorization of claim forms</u> It is imperative that a formally delegated official or his nominee of the Employer should authorize the Contractor Claim Forms as proof of the appropriate authorization, verification and approval of claims submitted. The Head of Department must provide an authorization letter to the Section: Insurance and Risk Management stating the names and the specimen signatures of the delegated official or his nominee within 30 (thirty) days from approval of this report by Council. Should the delegated official or his nominee not sign the relevant claim form, the claim will be repudiated as this may lead to inappropriate independent verification of the validity of claims, thereby increasing the risk of insurance fraud and consequent reputation damage to the Employer.

CLAUSE	CONTRACT DATA
10.0 11.0 12.0 *(41.0)*	14. <u>Contractor to pay deductibles</u> Any claim in terms of the insurance affected by the Employer shall be subject to the Contractor being responsible for the payment of the amount stated in the Annexure to the Policies as being the deductible (first amount payable or Excess) as defined in the Certificate of Insurance issued by the Employer's insurer in terms of the Policy. 15. <u>Settlement of claims</u> All incidents reported to the Section: Insurance and Risk Management in respect of an occurrence, which is likely to give rise to a claim will be forwarded to the Employer's insurer who will take the necessary actions for the settlement of any such claims. The Contractor shall negotiate for the settlement of claims with the Employer or the Employer's insurer through the Section: Insurance and Risk Management. The Employer's Chief Financial Officer will authorize all settlements of claims. Should action for the settlement of any such claim to the satisfaction of the Project Manager not be taken by the Contractor/sub-contractor within 30 (thirty) days after receipt of such claim by the Contractor/sub-contractor, the Employer or the Employer's insurer may settle any such claim, after giving the Contractor notice of its intention to do so; provided that no such claim shall be settled by the Employer or the Employer's insurer without first consulting the Contractor/sub-contractor. The foregoing provisions of this Sub-Clause shall apply *mutatis mutandis* to any such claim received by the Contractor directly.

CLAUSE	CONTRACT DATA (CONTD.)
10.0 11.0 12.0 *(41.0)*	It is distinctly understood that should the Employer or the Employer's insurer not settle any such claim at the earliest opportunity, it shall in no way prejudice the Employer or the Employer's insurer's rights to recover from the Contractor nor shall the Contractor raise any such defense against the Employer or the Employer's insurer. Any moneys which become payable as a result of a claim under the insurance effected by the Employer shall be paid to the Employer after deduction of the deductible amount (first amount payable or Excess), who shall pay such amount to the Contractor or to the party rectifying, repairing or reinstalling or who has suffered the loss or damage, but this shall in no way affect the Contractor's obligations in terms of the Contract.
14.0 15.1 36.1.1 (41.0)	**Replace** in the **state** clauses Clause 14.0 with the following Sub-clauses pertaining to the **Security** to be provided for the contract works: 1. When called upon by the Employer to do so and prior to the signing of the Contract, the Contractor shall provide a Construction Guarantee from a bank, insurance or similar financial company approved by the Chief Financial Officer as **security** for the due fulfilment and completion of the Works. 2. Where required, **Construction Guarantees** (refer to C1.3: CONSTRUCTION GUARANTEE) shall be based on the tender amount and set as follows: a) Micro contracts (not exceeding R200 000): Not required. b) Minor contracts (exceeding R200 000 and not exceeding R1 000 000: Contractors shall be given the choice of providing: i) Construction Guarantee of 10%; ***or*** ii) Retention of 10% being withheld on each progress payment up to a maximum of 5% of the contract sum without the requirement for furnish of a construction guarantee, half (2,5%) of which will be released on acceptance of practical completion of the contract, and the remainder (2,5%) at final completion/acceptance after the free maintenance period, defined in the tender document. c) Major contracts (exceeding R1 000 000): Construction Guarantee of 10%. d) international contracts Construction Guarantee of 10%.

	3. The security so provided shall be held by the Employer until completion of the Works and may be called up at any time as provided for under Sub-clause 36.1.1. ***NOTE***: ▪ All amounts listed are inclusive of VAT

CLAUSE	CONTRACT DATA (CONTD.)
31.8 (41.0)	**Replace** in the **state** clauses Sub-clause 31.8 with the following Sub-clauses pertaining to **Payments** to the Contractor: 1. Payments shall be made by the Employer in South African currency in Pretoria upon submission of a payment certificate to the Chief Financial Officer. 2. No payments or certificates upon which payments are made shall be taken as evidence or admission of the amount or quality of the work done, nor as evidence or admission on the part of the Employer of the Contractor's compliance with the Contract, nor shall the issuing of such certificates or the making of any payment under this Clause in any way relieve the Contractor or his obligation to complete the Works and to correct any errors, defects or omissions therein in full compliance with all terms and conditions of the Contract. 3. Progress payments will be made but not more frequently than once a month, nor will certificates be prepared for a sum of less than 1% of the tendered contract sum, except as final payment . 4. Final payment shall only be made after the Employer has certified that the Works are in order and after the settlement of all claims. 5. No interest shall be payable to the Contractor in respect of moneys retained in terms of this Clause. **Replace** in the **state** clauses Sub-clause 31.8 with the following Sub-clauses pertaining to **Retention** to the Contractor: **Retention** shall be held and kept by the Employer in respect of each progress payment made. The value of retention deducted shall be as follows: a) Minor contracts (exceeding R200 000 and not exceeding R1 000 000: Retention of 10% of the value of the work carried out with no limit, reduced to 5% after completion for the duration of the maintenance period. b) Major contracts (exceeding R1 000 000): Retention of 10% of the value of the work carried out, up to a limit of 5% of the tender sum, with no reduction for the duration of the maintenance period. ***NOTE**:* ▪ All amounts listed are inclusive of VAT ▪ ***Financial guarantees in lieu of retention may be deposited with the Chief Financial Officer.***
31.9 (41.0)	**Replace** in the **state** clauses Sub-clause 31.9 with the following Sub-clause pertaining to **Payments** to the Contractor:

CLAUSE	CONTRACT DATA (CONTD.)
	"The Employer shall pay the Contractor the amount certified within **30 (thirty) calendar days** from the date of issue of a payment certificate. "
31.11.1 31.11.2 (41.0)	**Delete** in the **state** clauses Sub-clauses 31.11.1 and 31.11.2. Sub-clause 31.11.1 of the **non-state** clauses will apply to the **Contract**.

CLAUSE	CONTRACT DATA (CONTD)
31.12 (41.0)	**Delete** "Payment shall be subject to the **Employer** giving the **Contractor** a **tax invoice** for the amount due" in Sub-clause 31.12 in the **state** clauses.
32.15 34.3 to 5.12 (41.0)	**Add** in to the **state** clauses Sub-clauses 32.15 and 34.3 to 5.1.2.
40.0 (41)	**Delete** in the Substitute Provisions (41.0 State Clauses) Sub-clause 40.2.1, 40.2.2 and 40.3/4/5/6 and replace with the following Sub-clauses: 40.1# Should any dispute between the **Employer,** his **Agents** or **Principal Agent** on the one hand and the contractor on the other arises out of this **Agreement**, such dispute shall be referred to adjudication. 40.2# Adjudication shall be conducted in accordance with the edition of the JBCC Rules for Adjudication current at the time when the dispute is declared. The party, which raises the dispute, shall select three adjudicators from the panel of adjudicators nominated by the Association of South African Quantity Surveyors or Association of Arbitrators (Southern Africa), determine their hourly fees and confirm that these adjudicators are available to adjudicate the dispute in question. The other party shall then select within 7 days one of the three nominated adjudicators, failing which the chairperson for the time being of the Association of Arbitrators (Southern Africa) shall nominate an adjudicator. The adjudicator shall be appointed in terms of the Adjudicators Agreement (refer to C1.4: ADJUDICATOR'S CONTRACT).

	40.3# If provided in the **Schedule**, a dispute shall be finally settled by a single Arbitrator to be agreed on between the parties or, failing such agreement within 28 days after referring the dispute to Arbitration, an Arbitrator nominated by the chairman for the time being of the Association of Arbitrators (Southern Africa). Any such reference shall be deemed to be a submission to the arbitration of a single arbitrator in terms of the Arbitration Act (Act No 42 of *1965,* as amended), or any legislation passed in substitution therefore. In the absence of any other agreed procedure, the arbitration shall take place in accordance with the Rules for the Conduct of Arbitrations issued by the Association of Arbitrators (Southern Africa) which are current at the time of the referral to arbitration. The Arbitrator shall, in his award, set out the facts and the provisions of the contract on which his award is based. 40.4# If the **Schedule** provides for court proceedings to finally resolve disputes, disputes shall be determined by court proceedings.
(41.0)	**Add** the following Clause to the Substitute Provisions (41.0 State Clauses): "Notwithstanding any clause to the contrary, on cancellation of this agreement either by the **Employer** or the **Contractor**, or for any reason whatsoever, the **Contractor** shall on written instruction, discontinue with the **Works** on a stated date and withdraw himself from the **Site**. The contractor shall not be entitled to refuse to withdraw from the **Works** on the grounds of any lien or right of retention or on the grounds of any other right whatsoever."

C1.2.3 DATA PROVIDED BY THE EMPLOYER

CLAUSE	DATA PROVIDED BY THE EMPLOYER	
1.2	**Employer:**	**CITY OF TSHWANE (CoT)**
	Postal address:	**GROUP HEAD** ***HEALTH DEPARTMENT*** **PO Box 48** **Pretoria** **0001**
	Physical address:	**E'skia Mphahlele Library Building** **Sammy Marks Square** **Corner Lillian Ngoyi & Madiba Street** **Pretoria.**
	Contact person:	**Ms. Kholofelo Ramafemo**
	Telephone no:	**(012) 358-4244**
	Cellular no:	**(072) 149 8619**
5.1	**Principal Agent:**	**Tshashu Consulting and Project Managers**
	Physical address:	The Village, Office 290 , Block C First Floor, Corner Oberon & Glenwood Roads, Faerie Glen, 0043
	Contact person:	Mr P.D Neluheni
	Telephone no:	**012 348 1896**
	Facsimile no:	**015 291 5392**
5.2	**Agent 1:**	**Quantity Surveyor**
	Telephone No:	012 804 8572
	Contact person:	Leponyo Terry Mamabolo
	Agent 2:	**Civil/Structural Engineers**
	Telephone No:	012 348 1896
	Contact person:	Pandelani Dan Neluheni
	Agent 3:	**Electrical/Mechanical Engineers**
	Telephone No:	015 292 6579
	Contact person:	Jacob Lekalakala

CLAUSE	DATA PROVIDED BY THE EMPLOYER
	Agent 4: **Architect** Telephone No: 012 358 7825 Contact person: Adwoa Agyei
1.1	**Works** description (refer to PART C3: SCOPE OF WORK).
1.1	**Site** description (refer to PART C4: SITE INFORMATION).
1.1 22.2	The **Works** or installations to be undertaken by **direct contractors** comprise: **N/A**
41.0 31.11.2 11.2 31.4.2 26.1.2	*The Employer is an organ of **State*** • The interest rate as determined by the Minister of Finance, from time to time, in terms of section 80(1)(b) of the Public Finance Management Act, 1999 (Act No 1 of 1999) will apply. • Lateral support insurance is not to be affected by the Contractor. • Payment will be made for materials and goods: Such advance shall not exceed 80% of the materials. After 80% of the work of the Contract has been paid for, no advance as aforesaid shall be made. • Extended defects liability period will apply to the following elements: Any leakage in the roof, and any damage to the Works caused thereby, arising from faulty materials or workmanship occurring within a period of 365 calendar days after the completion of the Works shall be made good by the Contractor at his own cost. If no heavy rain falls during the period of 365 calendar days as aforesaid, this period shall be extended as necessary to permit a test of the roof by sufficiently heavy rain.
15.2.1	Possession of the Site is to be given within approximately **14 (fourteen) days** after the dispatch date of the Letter of Acceptance. The successful tenderer will be notified in writing of the official commencement date of the Contract, i.e the date on which possession of the site is given to the Contractor.
15.3	• *The period for the commencement of the **Works** after the **Contractor** takes possession of the site is **14(fourteen) working days.*** • *For the **Works** as a whole:* The date for practical completion shall be (12) months from the Site Handover Meeting. Specific completion dates will be advised at project kick-off.

CLAUSE	DATA PROVIDED BY THE EMPLOYER
	The penalty per calendar day to be calculated as per the "Public Works QS 002 Procurement Documentation Guidelines for Building Contracts dated April 2014" formula on calculations of penalties up to a maximum of 10% of the contract value. Thereafter, the employer shall have a right during the identified delay period to intervene and accelerate the work or appoint a third party to assist or complete the works to reach practical completion at the planned period. The cost of the appointed third-party work shall be borne by the contractor.
1.2	The Law applicable to the agreement shall be that of the **Republic of South Africa**.
10.1, 10.2 12.1, 12.2	**Contract Insurance** shall be taken out by the **Employer** in the joint names of the Contractor and the Employer. Any excess in respect of a claim is to be paid for by the Contractor (refer to C1.2.2: CONTRACT DATA). **Contract Works Insurance** is to be affected by the **Employer** for a sum not less than the **Contract Sum** with a deductible of **R5 000,00 (Five thousand Rand)** for each and every occurrence.
	Supplementary Insurance is required and shall be affected by the **Employer**. Such insurance shall be for **Special Risks** issued by the South African Special Risk Insurance Association (SASRIA)
11.2 12.1	***Public Liability Insurance*** *is to be affected by the* ***Employer*** *with a deductible of* ***R5 000.00*** *(Five thousand Rand) for each and every occurrence.*
11.2 12.1	**Support Insurance** to be effected by the Employer for the sum of:- R ……*(in figures)*…… …… *(in words)* with a deductible in an amount that the contractor deems appropriate. **N/A**
3.3 15.1.3 31.16.2	*A waiver of the* ***Contractor's*** *lien or right of continuing possession is required.*
3.7	***3 (Three) copies*** *of the construction documents are to be supplied to the* ***Contractor*** *free of charge.*

CLAUSE	DATA PROVIDED BY THE EMPLOYER
3.4	*JBCC Engineering General Conditions are **not** to be included in the contract document.*
31.5.3	The contract value is **not** to be adjusted using **CPAP Indices**.
31.3	There is **no latest day** of the month for the issue of **an interim payment certificate.**
14.5	The Employer will not provide advanced payments against an advanced payment guarantee
14.2, 14.4	When called upon by the Employer to do so and prior to the signing of the Contract, the Contractor shall provide a Construction Guarantee from a bank, insurance or similar financial company approved by the Chief Financial Officer as **security** for the due fulfilment and completion of the Works as set out in C1.2: CONTRACT DATA. **The security so provided shall be held by the Employer until completion of the works., and may be called up at any time as provided for under Clause 36 and 37 hereof.**
40.0	Dispute resolution shall be by **Adjudication**.

C1.2.4 DATA PROVIDED BY THE SERVICE PROVIDER

CLAUSE/OPTION		DATA			
1.1.1.9	The name of the Contractor is:				
1.2.1.2	The address of the Contract is:	• Physical Address:			
		• Postal Address:			
		• Facsimile:			
		• E-Mail Address:			
6.2.1	The security to be provided by the Contractor shall be	Performance guarantee 10% of the contract value			
6.8.3	Price adjustments for variations in the cost of special materials (if applicable)	The variation in cost of special materials is:			
		Type of material	Unit	Base Rate or Price	

C1.2.5 CALCULATION OF PENALTIES

CALCULATION OF PENALTY PER DAY (EXCLUDING VAT)

Contract Period		**Rate Per R100 Of Estimate**	
1	month	27,5	cents
1,5	months	22	cents
2	months	16,5	cents
2,5	months	13,5	cents
3	months	11	cents
3,5	months	9,5	cents
4	months	8,5	cents
4,5	months	7,5	cents
5	months	6,25	cents
6	months	5,75	cents
7	months	4,75	cents
8	months	4	cents
9	months	3,75	cents
10	months	3,5	cents
11	months	3	cents
12	months	2,75	cents
14	months	2,5	cents
15	months	2,25	cents
16	months	2	cents
18	months	1,75	cents
20	months	1,5	cents
21	months	1,5	cents
24	months	1,25	cents
30	months	1	cent
36	months	1	cent
42	months	1	cent

PENALTY PER DAY ROUNDED OFF AS FOLLOWS:

R0	-	R500	nearest	R5
R501	-	R1 000	nearest	R10
R1 001	-	R5 000	nearest	R50
R5 001	-	and above	nearest	R100

C1.3 FORM OF GUARANTEE

WHEREAS

The City of Tshwane Metropolitan Municipality
(hereinafter referred to as the "Council"),

enters into a Contract (No _____) with

_____
(hereinafter referred to as the "Contractor")

for _____

_____

AND WHEREAS in terms of the General Conditions of the Contract the Contractor is required to furnish an acceptable independent guarantee for the due and proper fulfilment by him of all his duties and obligations in terms of the said contract.

NOW THEREFORE we the undersigned _____

_____ (full names of authorized agent(s))

and acting in my/our capacity as_____

and _____

and as such duly authorized thereto, do hereby bind the said _____

(hereinafter referred to as the "Guarantor") as surety and co-principal Debtor *in solidum* for the sum of

R _____ (_____)

for the due and proper fulfilment by the Contractor of all or any of his duties and obligations in terms of the said Contract. The guarantee shall not be interpreted as accessory to the contract between Council and the Contractor.

The Guarantor further undertakes, in the event of the Contractor failing duly and properly to fulfil any of his duties and obligations in terms of the said Contract, or if the Contractor is placed under provisional liquidation or in the event of termination of the Contract by the Council in terms of the General Conditions of Contract, to pay to the Council the said sum of

R _____ (_____)

or such portion thereof as may be required by the Council, immediately upon receiving written demand from the Council which written demand shall be addressed to the Guarantor at (*domicilium* address)

The Guarantor further hereby renounces the benefits of the legal exceptions:

Exceptio non numerate pecuniae

Exception non causa debiti

Beneficium duobus vel pluribus reis debendi

Beneficium ordinis deu excussionis

Beneficium Divisionis

and all other defence which could be pleaded against the validity of this guarantee, with the meaning and effect of which it declares itself to be fully acquainted.

This undertaking shall remain in full force and effect up to and including the date of issue of the Certificate of Completion, as provided for in the General Conditions of Contract, unless the Guarantor is advised in writing by the Council of his intention to institute claims, and the particulars thereof, in which event this guarantee shall remain in full force and effect until all such claims have been paid or liquidated. Notwithstanding the aforesaid, the Council may at its' sole discretion elect to have the amount provided for under this guarantee, paid out directly to it in the case of breach of contract by the Contractor by giving the Guarantor written notice to that effect, notwithstanding the fact that the Council may decide not to institute any further legal action against the contractor.

This document is not negotiable or transferable.

FOR AND ON BEHALF OF THE BANKER/INSURER:

BANKER/INSURER: _____

NAME:
(in BLOCK letters) _____

CAPACITY:
(of authorized agent) _____

SIGNATURE:
(of authorized agent) _____

SIGNED at _____ on this _____ day of _____

WITNESSES:
(Full name in BLOCK letters and signature)

1. _____ _____

2. _____ _____

ANNEXURE A

List of some institutions from which contract /deposit guarantees can be accepted. The contractor can utilize other institutions as long as they are registered with the NCR.

ABSA Bank
Credit Agricole Indosuez (South Africa Branch)
Development Bank of South Africa
FirstRand Bank
ING Bank N.V. (South Africa Branch)
Investec Bank
Landbank
National Housing Finance Co.
Nedcor Bank
South African Reserve Bank
Standard Bank
AIG South Africa
Credit Guarantee Insurance Co
Emerald Insurance Company
Federated Employers Mutual Assurance Co
Global Insurance Company
Guardrisk Insurance Company
Hannover Re:
Home Loan Guarantee Company
Lion of Africa Insurance Company
Metropolitan Life
Metropolitan Odyssey Ltd
MUA Insurance
Mutual & Federal Insurance Company
Rand Mutual Assurance Company
Regent Insurance Company
SA Eagle Insurance Company
Lombard Insurance.

C1.4: HEALTH AND SAFETY AGREEMENT

ARTICLE OF AGREEMENT IN TERMS OF SECTION 37(2) OF THE OCCUPATIONAL SAFETY ACT, 1993 BETWEEN

THE CITY OF TSHWANE
(Hereinafter referred to as the "EMPLOYER")
AND

.....

.....

.....

.....

Herein represented by ..... in his/her capacity as ..... duly

authorised by virtue of a resolution dated ....., Attached hereto

Annexure A, of the said .....

..... (herein after referred to as the "CONTRACTOR")

.....

WHEREAS the CONTRACTOR is the mandatory of the EMPLOYER as contemplated in an agreement in respect of

.....

..... Contract number .....

AND WHEREAS section 3 of the Occupational Health and Safety act, 1993 (Act 85 of 1993, hereinafter referred to as the "ACT"), imposes certain powers and duties upon the EMPLOYER.

AND WHEREAS the parties have agreed to enter into an agreement in terms of section 37(2) of the ACT.

NOW THEREFORE the parties agree as follows:

(a) The CONTRACTOR undertakes to acquaint the appropriate officials and employees of the CONTRACTOR with all relevant provisions of the ACT and the regulations promulgated in terms thereof.

(b) The CONTRACTOR undertakes that all relevant duties, obligations and prohibitions imposed in terms of the ACT and Regulations will be fully complied with. Provided that should the EMPLOYER prescribe certain arrangements and procedures, that same shall be observed and adhered to by the CONTRACTOR, his officials and employees. The CONTRACTOR shall bear the onus of acquainting himself/herself/itself with such arrangements and procedures.

(c) The CONTRACTOR hereby accepts sole liability for such due compliance with the relevant duties, obligations, prohibitions, arrangements and procedure, if any, imposed by the ACT and Regulations and the EMPLOYER expressly absolves the EMPLOYER from itself being obliged to comply with any of the aforesaid duties, obligations, prohibitions, arrangements and procedure as the case may be.

(d) The CONTRACTOR agrees that any duly authorised officials of the EMPLOYER shall be entitled, although not obliged, to take such steps as may be necessary to ensure that the CONTRACTOR has complied with the undertakings as more fully set out in paragraphs 1 and 2 above, which steps may

include, but shall not be limited to, the right to inspect any appropriate site or premises occupied by the CONTRACTOR, or to inspect any appropriate records held by the CONTRACTOR or to take such steps it may deem necessary to remedy the default of the CONTRACTOR at the cost of the CONTRACTOR.

(e) The CONTRACTOR shall be obliged to report forthwith to the EMPLOYER any investigations, complaint or criminal charge which may arise as a consequence of the provisions of the ACT and Regulations, pursuant to work performed in terms of this agreement, and shall, on written demand, provide full details in writing of such an investigation, complaint or criminal charge as the case may be.

FOR AND ON BEHALF OF THE CONTRACTOR:

NAME:
(in BLOCK letters) _____

CAPACITY:
(of authorized agent) _____

SIGNATURE:
(of authorized agent) _____

SIGNED at _____ on this _____ day of _____

WITNESSES:
(Full name in BLOCK letters and signature)

1. _____ _____

2. _____ _____

FOR AND ON BEHALF OF THE EMPLOYER:

NAME:
(in BLOCK letters) _____

CAPACITY:
(of authorized agent) _____

SIGNATURE:
(of authorized agent) _____

SIGNED at _____ on this _____ day of _____

WITNESSES:
(Full name in BLOCK letters and signature)

1. _____ _____

2. _____ _____

C1.6 ADJUDICATOR'S AGREEMENT

This agreement is made on the _____ day of _____ between:

_____ *(name of company / organisation)*

of _____

_____ *(address)* and

_____ *(name of company / organisation)*

of _____

_____ *(address)*

(the Parties) and

_____ *(name of Adjudicator)*

of _____

_____ *(address)*

(the Adjudicator).

Disputes or differences may arise/have arisen[1] between the Parties under a Contract dated _____ and known as _____

and these disputes or differences shall be/have been[2] referred to adjudication in accordance with the CIDB Adjudication Procedure, (hereinafter called "the Procedure") and the Adjudicator may be or has been requested to act.

IT IS NOW AGREED as follows:

1 The rights and obligations of the Adjudicator and the Parties shall be as set out in the Procedure.

2 The Adjudicator hereby accepts the appointment and agrees to conduct the adjudication in accordance with the Procedure.

3 The Parties bind themselves jointly and severally to pay the Adjudicator's fees and expenses in accordance with the Procedure as set out in the Contract Data.

4 The Parties and the Adjudicator shall at all times maintain the confidentiality of the adjudication and shall endeavour to ensure that anyone acting on their behalf or through them will do likewise, save with the consent of the other Parties which consent shall not be unreasonably refused.

5 The Adjudicator shall inform the Parties if he intends to destroy the documents which have been sent to him in relation to the adjudication and he shall retain documents for a further period at the request

[1] Delete as necessary
[2] Delete as necessary

of either Party.

6 The Adjudicator shall inform the Parties if he intends to destroy the documents which have been sent to him in relation to the adjudication and he shall retain documents for a further period at the request of either Party.

SIGNED by: ……..	SIGNED by: ……..	SIGNED by: ……
Name: ……..	Name: ……..	Name: ……
who warrants that he / she is duly authorised to sign for and on behalf of the first Party in the presence of	who warrants that he / she is duly authorised to sign for and behalf of the second Party in the presence of	the Adjudicator in the presence of
Witness	Witness:	Witness:
Name: ……..	Name ……	Name: ……
Address: ……..	Address: ……	Address: ……..
Date: ……..	Date: ……	Date: ……

Contract Data

1	The Adjudicator shall be paid at the hourly rate of R _____ in respect of all time spent upon, or in connection with, the adjudication including time spent travelling.
2	The Adjudicator shall be reimbursed in respect of all disbursements properly made including, but not restricted to: (a) Printing, reproduction and purchase of documents, drawings, maps, records and photographs. (b) Telegrams, telex, faxes, and telephone calls. (c) Postage and similar delivery charges. (d) Travelling, hotel expenses and other similar disbursements. (e) Room charges. (f) Charges for legal or technical advice obtained in accordance with the Procedure.
3	The Adjudicator shall be paid an appointment fee of R _____ This fee shall become payable in equal amounts by each Party within 14 days of the appointment of the Adjudicator, subject to an Invoice being provided. This fee will be deducted from the final statement of any sums which shall become payable under item 1 and/or item 2 of the Contract Data. If the final statement is less than the appointment fee the balance shall be refunded to the Parties.
4	The Adjudicator is/is not[3] currently registered for VAT.
5	Where the Adjudicator is registered for VAT it shall be charged additionally in accordance with the rates current at the date of invoice.
6	All payments, other than the appointment fee (item 3) shall become due 7 days after receipt of invoice, thereafter interest shall be payable at 5% per annum above the Reserve Bank base rate for every day the amount remains outstanding.

[3] Delete as necessary

CITY OF TSHWANE
HEALTH DEPARTMENT

CONTRACT NO: HD 04-2024/25

TENDER FOR THE COMPLETION OF EXISTING INCOMPLETE LUSAKA CLINIC IN MAMELODI EXTENSION 22.

PART C2: PRICING DATA

PRICING DATA

INDEX

Section	Description	Page No
C2.1	**PRICING INSTRUCTIONS**	C2.1
C2.2	**BILL OF QUANTITIES**	C2.2

CITY OF TSHWANE
HEALTH DEPARTMENT

CONTRACT NO: HD 04-2024/25

TENDER FOR THE COMPLETION OF EXISTING INCOMPLETE LUSAKA CLINIC IN MAMELODI EXTENSION 22.

C2.1 PRICING INSTRUCTIONS

C2.1 PRICING INSTRUCTIONS

1. General

1.1 This section provides the tenderer with guidelines and requirements with regard to the completion of the Bill of Quantities. The Schedule **shall be completed in non-erasable black ink** and the tenderer is referred to the Tender Specifications in regard to the correction of errors.

1.2 The Bill of Quantities shall be read with all the documents which form part of this Contract.

1.3 The following words shall have the meanings hereby assigned to them:

Unit: The unit of measurement for each item of work in terms of the Specifications and the Project Specifications.

Quantity: The number of units of work for each item.

Rate: The payment per unit of work at which the tenderer tenders to do the work.

Amount: The product of the quantity and the rate tendered for an item.

Lump sum: An amount tendered for an item, the extent of which is described in the Bill of Quantities, the Specifications and the Project Specifications, but the quantity of work of which is not measured in any units.

1.4 Reference shall be made to the General and Special Conditions of Contract regarding Provisional and Prime Costs Sums.

2. Pay Items

2.1 The method of measurement published by the City of Tshwane in section 001 clause 04 and the clauses titled “Measurement and Payment” in the various sections of the Standard Specifications for Municipal Civil Engineering Works, Third Edition 2005, is applicable, subject to the variations and amendments contained in section C3.5.

2.2 Descriptions in the Bill of Quantities are abbreviated and comply generally with those in the Standard Specifications. The measurement and payment clause of each Standard Specification, read together with the relevant clauses of the Scope of Work, set out what ancillary or associated activities are included in the rates for the operations specified. Should any requirements of the measurement and payment clause of the applicable Standard Specification, or the Scope of Work, conflict with the terms of the Bill of Quantities, the requirements of the Standard Specification or Scope of Work, as applicable, shall prevail.

2.3 The item numbers appearing in the Bill of Quantities refer to the corresponding item number in the standard specifications or as amended in the Scope of Work. In the latter case, the item number is prefixed with the letter “B”. The same applies to new clauses added to the standard specifications.

2.4 Those parts of the contract to be constructed using labour-intensive methods have been marked in the bill of quantities with the letter LI in a separate column filled in against every item so designated. The works, or parts of the works so designated are to be constructed using labour-intensive methods only. The use of plant to provide such works, other than plant specifically provided for in the scope of work, is a variation to the contract. The items marked with the letters LI are not necessarily an exhaustive list of all the activities which must be done by hand, and this clause does not over-ride any of the requirements in the generic labour intensive specification in the Scope of Works.

2.5 Payment for items which are designated to be constructed labour-intensive (either in this schedule or in the Scope of Works) will not be made unless they are constructed using labour-intensive methods. Any unauthorised use of plant to carry out work which was to be done labour-intensively will not be condoned and any works so constructed will not be certified for payment.

2.6 Unless otherwise stated, items are measured net in accordance with the drawings, and no allowance is made for waste.

2.7 The quantities set out in the Bill of Quantities are the estimated quantities of the Works, but the Contractor will be required to undertake whatever quantities may be directed by the Engineer from time to time. The Contract Price for the completed contract shall be computed from the actual quantities of work done, valued at the relevant unit rates and prices.

2.8 The units of measurement described in the Bill of Quantities are metric units. Abbreviations used in the Bill of Quantities are as follows:

mm	=	millimetre	h	=	hour
m	=	metre	kg	=	kilogram
km	=	kilometre	t	=	ton (1000kg)
m^2	=	square metre	no.	=	number
m^2.pass	=	square meter pass	sum	=	lump sum
ha	=	hectare	MN	=	meganewton
m^3	=	cubic metre	MN.m	=	meganewton-metre
m^3.km	=	cubic metre-kilometre	PC sum	=	Prime Cost sum
l	=	litre	P/sum	=	Provisional sum
kl	=	kilolitre	%	=	Per cent
MPa	=	megaspascal	kW	=	kilowatt
PS	=	Pipe Special number	V		Valve number

3. Rates

3.1 The prices and rates to be inserted in the Bill of Quantities are to be full inclusive prices for the work described under the several items. Such prices and rates shall cover all costs and expenses that may be required in and for the execution of the work described, and shall cover the cost of all general risks, liabilities, and obligations set forth or implied in the documents on which the tender is based, as well as overhead charges and profit. Reasonable prices shall be inserted as these will be used as a basis for assessment of payment for additional work that may have to be carried out.

3.2 A price or rate is to be entered against each item in the Bill of Quantities, whether the quantities are stated or not. An item against which no price is entered or where a word or phrase such as "included" or "provided elsewhere" will be accepted as a rate of nil (R0,00) having been entered against such items and covered by the other prices or rates in the Schedule.

Any work executed to which such a pay item applies, shall be measured under the appropriate items in the Bill of Quantities and valued at a rate of nil (R0,00). The rate of nil shall be valid irrespective of any change in the quantities during the execution of the Contract.

3.3 The Tenderer shall fill in a rate against all items.

3.4 The Tenderer shall not group together a number of items and tender one rate for such group of items.

3.5 All rates and sums of money quoted in the Bill of Quantities shall be in rands and whole cents. Fractions of a cent shall be discarded.

3.6 All prices and rates entered in the Bill of Quantities must be excluding VAT. VAT will be added last on the summary page of the Bill of Quantities.

3.7 Should excessively high unit prices be tendered, such prices may be of sufficient importance to warrant rejection of a tender by the Employer.

CORRECTION OF ENTRIES MADE BY TENDERER

Any entry made by the Tenderer in the Bill of Quantities, forms, etc, which the tenderer desires to change, shall not be erased or painted out. A line shall be drawn through the incorrect entry and the correct entry shall be written above in black ink and the full signature of the Tenderer shall be placed next to the correction.

CITY OF TSHWANE
HEALTH DEPARTMENT

CONTRACT NO: HD 04-2024/25

TENDER FOR THE COMPLETION OF EXISTING INCOMPLETE LUSAKA CLINIC IN MAMELODI EXTENSION 22.

C2.2 BILL OF QUANTITIES

SIGNATURE OF PERSON AUTHORISED TO SIGN TENDER: ……

DATE : ……

PARTICULARS OF PERSON AUTHORISED TO SIGN THE TENDER:

Name: _____

Tel no: _____

ID no: _____

Item No		Quantity	Amount

SECTION 1

BILL NO. 1

PRELIMINARIES

MEANING OF TERMS "TENDER / TENDERER"

Any reference to the words "Tender" or "Tenderer" herein and/or in any other documentation shall be construed to have the same meaning as the words "Bid" or "Bidder"

PRELIMINARIES

The JBCC Preliminaries Code 2103, May 2005 edition for use with the JBCC Principal Building Agreement Edition 4.1, Code 2101, March 2005 is taken to be incorporated herein. The tenderer is deemed to have referred to these documents for the full intent and meaning of each clause. These clauses are referred to by number and heading only. Where standard clauses or options are not applicable to the contract such modifications or corrections as are necessary are given under each relevant clause. Where an item is not relevant to this specific contract such item is marked. "N/A" signifying "Not Applicable"

PRICING OF PRELIMINARIES

Should Option A, as set out in clause B10.3.1 hereinafter be used for the adjustment of preliminaries then each item priced is to be allocated to one or more of the three categories
Fixed, Value Related or Time Related and the respective amounts entered in the spaces provided under each item

Items not priced in these Preliminaries shall be deemed to be included elsewhere in these Bills of Quantities

Carried to Collection	R	

SECTION A: JBCC PRINCIPAL BUILDING AGREEMENT

DEFINITIONS

1 **A1 DEFINITIONS AND INTERPRETATION**

Clause 1.0

Clause 1.1 Definition of "**Commencement Date**" is added:

"**COMMENCEMENT DATE**" means the date that the **agreement**, made in terms of the Form of Offer and Acceptance, comes into effect

Clause 1.1 Definition of "**Construction Guarantee**" is amended by replacing it with the following:

"CONSTRUCTION GUARANTEE" means a guarantee at call obtained by the **contractor** from an institution approved by the **employer** in terms of the **employer's** construction guarantee form as selected in the **schedule**

Clause 1.1 Definition of "**Construction Period**" is amended by replacing it with the following:

"**CONSTRUCTION PERIOD**" means the period commencing on the **commencement date** and ending on the date of **practical completion**

Clause 1.1 Definition of "**Corrupt Practice**" is added:

"**CORRUPT PRACTICE**" means the offering, giving, receiving or soliciting of anything of value to influence the action of a public official in the procurement process or in contract execution

Clause 1.1 Definition of "**Fraudulant Practice**" is added:

"**FRAUDULANT PRACTICE**" means a mispresentation of facts in order to influence a procurement process in the execution of a contract to the detriment of any tenderer and includes collusive practice among tenderers (prior to or after the tender submission) designed to establish tender prices at artificial non-competitive levels and to deprive the tenderer of the benefits of free and open competition

Clause 1.1 Definition of "**Interest**" is amended by replacing it with the following:

Carried to Collection R

"**INTEREST**" means the interest rates applicable on this contract, whether specifically indicated in the relevant clauses or not, will be the rate determined by the Minister of Finance, from time to time, in terms of section 80(1)(b) of the Public Finance Management Act, 1999 (Act No. 1 of 1999)

Clause 1.1 Definition of "**Principal Agent**" is amended by replacing it with the following:

"**PRINCIPAL AGENT**" means the person or entity appointed by the **employer** and named in the **schedule**. In the event of a **principal agent** not being appointed, then all the duties and obligations of a **principal agent** as detailed in the **agreement** shall be fulfilled by a representative of the **employer** as named in the **schedule**

Clause 1.1 Definition of "**Security**" is amended by replacing it with the following:

"**SECURITY**" means the form of security provided by the **employer** or **contractor**, as stated in the **schedule**, from which the **contractor** or **employer** may recover expense or loss

Clause 1.6 is amended by replacing the words "prepaid registered post, telefax or e-mail" with "prepaid registered post or telefax"

Clause 1.6.4 is amended by replacing it with the following:

No clause

Fixed:_____ Value related:_____ Time related:_____ Item

OBJECTIVE AND PREPARATION

2 **A2 OFFER, ACCEPTANCE AND PERFORMANCE**

Clause 2.0

Fixed:_____ Value related:_____ Time related:_____ Item

Carried to Collection R

Section No. 1
Bill No. 1
PRELIMINARIES
HEALTH DEPARTMENT
CITY OF TSHWANE

3	**A3 DOCUMENTS**				
	Clause 3.0				
	Clause 3.2.1 is amended by replacing"14.1" with "14.0"				
	Clause 3.7 is amended by the addition of the following:				
	The **contractor** shall supply and keep a copy of the **JBCC** Series 2000 Principal Building Agreement and Preliminaries applicable to this contract on the **site**, to which the **employer, principal agent** and **agents** shall have access at all times				
	Clause 3.10 is amended by replacing the second reference to "**principal agent**" with the word "**employer**"				
	Fixed:_____ Value related:_____ Time related:_____			Item	
4	**A4 DESIGN RESPONSIBILITY**				
	Clause 4.0				
	Clause 4.3 is amended by replacing it with the following:				
	No clause				
	Fixed:_____ Value related:_____ Time related:_____			Item	
5	**A5 EMPLOYER'S AGENTS**				
	Clause 5.0				
	Clause 5.1.2 is amended to include clauses 32.6.3, 34.3, 34.4 and 38.5.8				
	Fixed:_____ Value related:_____ Time related:_____			Item	
6	**A6 SITE REPRESENTATIVE**				
	Clause 6.0				
	Fixed:_____ Value related:_____ Time related:_____			Item	
			Carried to Collection	R	

7	**A7**	**COMPLIANCE WITH REGULATIONS**			
	Clause 7.0				
	Note: A separate clause has been included in Section C : Specific Preliminaries of the **bills of quantities / lump sum document** for the contractor to have the opportunity to price for all the requirements of the Occupational Health and Safety Act, Construction Regulations and Health and Safety Specification				
	Fixed:_____ Value related:_____ Time related:_____			Item	
8	**A8**	**WORKS RISK**			
	Clause 8.0				
	Fixed:_____ Value related:_____ Time related:_____			Item	
9	**A9**	**INDEMNITIES**			
	Clause 9.0				
	Fixed:_____ Value related:_____ Time related:_____			Item	
10	**A10**	**WORKS INSURANCES**			
	Clause 10.0				
	Clause 10.0 is amended by the addition of the following clauses:				
	10.5 Damage to the Works				
	(a)	Without in any way limiting the **contractor's** obligations in terms of the contract, the **contractor** shall bear the full risk of damage to and/or destruction of the **works** by whatever cause during construction of the **works** and hereby indemnifies and holds harmless the **employer** against any such damage. The **contractor** shall take such precautions and security measures and other steps for the protection and security of the **works** as the **contractor** may deem necessary			
	(b)	The **contractor** shall at all times proceed immediately to remove or dispose of any debris arising from damage to or destruction of the **works** and to rebuild, restore, replace and/or repair the **works**			
			Carried to Collection	R	

(c) The **employer** shall carry the risk of damage to or destruction of the **works** and material paid for by the **employer** that is the result of the excepted risks as set out in 10.6

(d) Where the **employer** bears the risk in terms of this contract, the **contractor** shall**,** if requested to do so, reinstate any damage or destroyed portions of the **works** and the costs of such reinstatement shall be measured and valued in terms of 32.0 hereof

10.6 Injury to Persons or loss of or damage to Properties

(a) The **contractor** shall be liable for and hereby indemnifies the **employer** against any liability, loss, claim or proceeding whether arising in common law or by statute, consequent upon personal injuries to or the death of any person whomsoever arising out of or in the course of or caused by the execution of the **works** unless due to any act or negligence of any person for whose actions the **employer** is legally liable

(b) The **contractor** shall be liable for and hereby indemnifies the **employer** against any liability, loss, claim or proceeding consequent upon loss of or damage to any moveable or immovable or personal property or property contiguous to the **site**, whether belonging to or under the control of the **employer** or any other body or person, arising out of or in the course of or by reason of the execution of the **works** unless due to any act or negligence of any person for whose actions the **employer** is legally liable

(c) The **contractor** shall, upon receiving a **contract instruction** from the **principal agent,** cause the same to be made good in a perfect and workmanlike manner at his own cost and in default thereof the **employer** shall be entitled to cause it to be made good and to recover the cost thereof from the **contractor** or to deduct the same from amounts due to the **contractor**

(d) The **contractor** shall be responsible for the protection and safety of such portions of the premises placed under his control by the **employer** for the purpose of executing the **works** until the issue of the **certificate of practical completion**

Carried to Collection R

(e) Where the execution of the works involves the risk of removal of or interference with support to adjoining properties including land or structures or any structures to be altered or added to, the **contractor** shall obtain adequate insurance and will remain adequately insured or insured to the specific limit stated in the contract against the death of or injury to persons or damage to such property consequent on such removal or interference with the support until such portion of the **works** has been completed

(f) The **contractor** shall at all times proceed immediately at his own cost to remove or dispose of any debris and to rebuild, restore, replace and/or repair such property and to execute the **works**

10.7 High risk insurance

In the event of the project being executed in a geological area classified as a "High Risk Area", that is an area which is subject to highly unstable subsurface conditions that might result in catastrophic ground movement evident by sinkhole or doline formation the following will apply:

10.7.1 Damage to the works

The **contractor** shall, from the **commencement date** of the **works** until the date of the **certificate of practical completion** bear the full risk of and hereby indemnifies and holds harmless the **employer** against any damage to and/or destruction of the **works** consequent upon a catastrophic ground movement as mentioned above. The **contractor** shall take such precautions and security measures and other steps for the protection of the **works** as he may deem necessary

When so instructed to do so by the **principal agent**, the **contractor** shall proceed immediately to remove and/or dispose of any debris arising from damage to or destruction of the **works** and to rebuild, restore, replace and/or repair the **works**, at the **contractor's** own costs

10.7.2 Injury to persons or loss of or damage to property

The **contractor** shall be liable for and hereby indemnifies and holds harmless the **employer** against any liability, loss, claim or proceeding arising at any time during the period of the contract whether arising in common law or by statute, consequent upon personal injuries to or the death of any person whomsoever resulting from, arising out of or caused by a catastrophic ground movement as mentioned above

Carried to Collection R

	The **contractor** shall be liable for and hereby indemnifies the **employer** against any and all liability, loss, claim or proceeding consequent upon loss of or damage to any moveable or immovable or personal property or property contiguous to the **site**, whether belonging to or under the control of the **employer** or any other body or person whomsoever arising out of or caused by a catastrophic ground movement, as mentioned above, which occurred during the period of the contract **10.7.3** It is the responsibility of the **contractor** to ensure that he has adequate insurance to cover his risk and liability as mentioned in 10.7.1 and 10.7.2. Without limiting the **contractor's** obligations in terms of the contract, the **contractor** shall, within twenty-one (21) **calendar days** of the **commencement date** but before commencement of the **works**, submit to the **employer** proof of such insurance policy, if requested to do so **10.7.4** The **employer** shall be entitled to recover any and all losses and/or damages of whatever nature suffered or incurred consequent upon the **contractor's** default of his obligations as set out in 10.7.1; 10.7.2 and 10.7.3. Such losses or damages may be recovered from the **contractor** or by deducting the same from any amounts still due under this contract or under any other contract presently or hereafter existing between the **employer** and the **contractor** and for this purpose all these contracts shall be considered one indivisible whole Fixed:_____ Value related:_____ Time related:_____	Item	
11	**A11 LIABILITY INSURANCES** Clause 11.0 Fixed:_____ Value related:_____ Time related:_____	Item	
12	**A12 EFFECTING INSURANCES** Clause 12.0 Fixed:_____ Value related:_____ Time related:_____	Item	
13	**A13** ***No clause***	N/A	
	Carried to Collection	R	

14 **A14 SECURITY**

Clause 14.0

Clauses 14.1 - 14.8 are amended by replacing them with the following:

14.1 In respect of contracts with a **contract sum** up to R1 million, the **security** to be submitted by the **contractor** to the **employer** will be as a payment reduction of five per cent (5%) of the value certified in the **payment certificate** (excluding VAT)

14.1.1 The payment reduction of the value certified in a **payment certificate** shall be *mutatis mutandi* in terms of 31.8(A)

14.1.2 The **employer** shall be entitled to recover expense and loss from the payment reduction in terms of 33.0 provided that the **employer** complies with the provisions of 33.4 in which event the **employer's** entitlement shall take precedence over his obligations to refund the payment reduction **security** or portions thereof to the **contractor**

14.2 In respect of contracts with a **contract sum** above R1 million, the **contractor** shall have the right to select the **security** to be provided in terms of 14.3, 14.4, 14.5, 14.6, or 14.7 as stated in the **schedule**. Such **security** shall be provided to the **employer** within twenty-one (21) **calendar days** from **commencement date**. Should the **contractor** fail to select the **security** to be provided or should the **contractor** fail to provide the **employer** with the selected **security** within twenty-one (21) **calendar days** from **commencement date**, the **security** in terms of 14.7 shall be deemed to have been selected.

14.3 Where **security** as a cash deposit of ten per cent (10%) of the **contract sum** (excluding VAT) has been selected:

14.3.1 The **contractor** shall furnish the **employer** with a cash deposit equal in value to ten per cent (10%) of the **contract sum** (excluding VAT) within twenty-one (21) **calendar days** from **commencement date**

14.3.2 Within twenty-one (21) **calendar days** of the date of **practical completion** of the **works** the **employer** shall reduce the cash deposit to an amount equal to three per cent (3%) of the **contract value** (excluding VAT), and refund the balance to the **contractor**

14.3.3 Within twenty-one (21) **calendar days** of the date of **final completion** of the **works** the **employer** shall reduce the cash deposit to an amount equal to one per cent (1%) of the **contract value** (excluding VAT) and refund the balance to the **contractor**

Carried to Collection R

14.3.4 On the date of payment of the amount in the final **payment certificate**, the **employer** shall refund the remainder of the cash deposit to the **contractor**

14.3.5 The **employer** shall be entitled to recover expense and loss from the cash deposit in terms of 33.0 provided that the **employer** complies with the provisions of 33.4 in which event the **employer's** entitlement shall take precedence over his obligations to refund the cash deposit **security** or portions thereof to the **contractor**

14.3.6 The parties expressly agree that neither the **employer** nor the **contractor** shall be entitled to cede the rights to the deposit to any third party

14.4 Where **security** as a variable construction guarantee of ten percent (10%) of the **contract sum** (excluding VAT) has been selected:

14.4.1 The **contractor** shall furnish the **employer** with an acceptable variable construction guarantee equal in value to ten per cent (10%) of the **contract sum** (excluding VAT) within twenty-one (21) **calendar days** from **commencement date**

14.4.2 The variable **construction guarantee** shall reduce and expire in terms of the Variable **Construction Guarantee** form included in the invitation to tender

14.4.3 The **employer** shall return the variable **construction guarantee** to the **contractor** within fourteen (14) **calendar days** of it expiring

14.4.4 Where the **employer** has a right of recovery against the **contractor** in terms of 33.0, the **employer** shall issue a written demand in terms of the variable **construction guarantee**

14.5 Where **security** as a fixed **construction guarantee** of five per cent (5%) of the **contract sum** (excluding VAT) and a five per cent (5%) payment reduction of the value certified in the **payment certificate** (excluding VAT) has been selected:

14.5.1 The **contractor** shall furnish a fixed **construction guarantee** to the **employer** equal in value to five per cent (5%) of the **contract sum** (excluding VAT)

14.5.2 The fixed **construction guarantee** shall come into force on the date of issue and shall expire on the date of the last certificate of **practical completion**

14.5.3 The **employer** shall return the fixed **construction guarantee** to the **contractor** within fourteen (14) **calendar days** of it expiring

Carried to Collection R

14.5.4 The payment reduction of the value certified in a **payment certificate** shall be in terms of 31.8 (A) and 34.8

14.5.5 Where the **employer** has a right of recovery against the **contractor** in terms of 33.0, the **employer** shall be entitled to issue a written demand in terms of the fixed **construction guarantee** or may recover from the payment reduction or may do both

14.6 Where **security** as a cash deposit of five per cent (5%) of the **contract sum** (excluding VAT) and a payment reduction of five per cent (5%) of the value certified in the **payment certificate** (excluding VAT) has been selected:

14.6.1 The **contractor** shall furnish the **employer** with a cash deposit equal in value to five per cent (5%) of the **contract sum** (excluding VAT) within twenty-one (21) **calendar days** from **commencement date**

14.6.2 Within twenty-one (21) **calendar days** of the date of **practical completion** of the **works** the **employer** shall refund the cash deposit in total to the **contractor**

14.6.3 The payment reduction of the value certified in a **payment certificate** shall be *mutatis mutandi* in terms of 31.8(A)

14.6.4 Where the **employer** has a right of recovery against the **contractor** in terms of 33.0, the **employer** may issue a written notice in terms of 33.4 or may recover from the payment reduction or may do both

14.7 Where **security** as a payment reduction of ten per cent (10%) of the value certified in the **payment certificate** (excluding VAT) has been selected:

14.7.1 The payment reduction of the value certified in a **payment certificate** shall be *mutatis mutandi* in terms of 31.8(B)

14.7.2 The **employer** shall be entitled to recover expense and loss from the payment reduction in terms of 33.0 provided that the **employer** complies with the provisions of 33.4 in which event the **employer's** entitlement shall take precedence over his obligations to refund the payment reduction or portions thereof to the **contractor**

14.8 Payments made by the guarantor to the **employer** in terms of the fixed or variable **construction guarantee** shall not prejudice the rights of the **employer** or **contractor** in terms of this **agreement**

Carried to Collection R

14.9 Should the **contractor** fail to furnish the **security** in terms of 14.2, the **employer**, in his sole discretion and without notification to the **contractor**, is entitled to change the **contractor's** selected form of **security** to that of a ten per cent (10%) payment reduction of the value certified in the **payment certificate** (excluding VAT), whereafter 14.7 shall be applicable

Fixed:_____ Value related:_____ Time related:_____ Item

EXECUTION

15 **A15 PREPARATION FOR AND EXECUTION OF THE WORKS**

Clause 15.0

Clause 15.1.1 is amended by replacing it with:

No Clause

Clause 15.1.2 is amended by replacing it with:

The **security** selected in terms of 14.0

Clause 15.1 is amended by the addition of the following clause:

15.1.4 An acceptable health and safety plan, required in terms of the Occupational Health and Safety Act, 1993 (Act 85 of 1993), within twenty-one (21) **calendar days** of **commencement date**

Clause 15.2.1 is amended by replacing it with the following clause:

Give the **contractor** possession of the **site** within ten (10) **working days** of the **contractor** complying with the terms of 15.1.4

Fixed:_____ Value related:_____ Time related:_____

16 **A16 ACCESS TO THE WORKS**

Clause 16.0

Fixed:_____ Value related:_____ Time related:_____ Item

Carried to Collection R

17	**A17 CONTRACT INSTRUCTIONS**			
	Clause 17.0			
	Clause 17.1.11 is amended by replacing the words "and the appointment of **nominated** and **selected subcontractors**"			
	Fixed:_____ Value related:_____ Time related:_____		Item	
18	**A18 SETTING OUT OF THE WORKS**			
	Clause 18.0			
	Fixed:_____ Value related:_____ Time related:_____		Item	
19	**A19 ASSIGNMENT**			
	Clause 19.0			
	Fixed:_____ Value related:_____ Time related:_____		Item	
20	**A20 NOMINATED SUB-CONTRACTORS**			
	Clause 20.0			
	Clause 20.1.3 is amended by replacing it with the following:			
	No Clause			
	Note: See item B9.1 hereinafter for adjustment of attendance on **nominated sub-contractors** executing work allowed for under provisional sums			
	Fixed:_____ Value related:_____ Time related:_____		Item	
21	**A21 SELECTED SUBCONTRACTORS**			
	Clause 21.0			
	Clause 21 is amended by replacing it with:			
	No Clause			
	Fixed:_____ Value related:_____ Time related:_____		Item	
		Carried to Collection	R	

22	A22 **EMPLOYER'S DIRECT CONTRACTORS** Clause 22.0 Fixed:_____ Value related:_____ Time related:_____	Item		
23	**A23 CONTRACTOR'S DOMESTIC SUBCONTRACTORS** Clause 23.0 Fixed:_____ Value related:_____ Time related:_____	Item		
	COMPLETION			
24	**A24 PRACTICAL COMPLETION** Clause 24.0 Fixed:_____ Value related:_____ Time related:_____	Item		
25	**A25 WORK'S COMPLETION** Clause 25.0 Fixed:_____ Value related:_____ Time related:_____	Item		
26	**A26 FINAL COMPLETION** Clause 26.0 Clause 26.1.2is amended by inserting "#" next to 26.1.2 Fixed:_____ Value related:_____ Time related:_____	Item		
27	**A27 LATENT DEFECTS LIABILITY PERIOD** Clause 27.0 Fixed:_____ Value related:_____ Time related:_____	Item		
28	**A28 SECTIONAL COMPLETION** Clause 28.0 Fixed:_____ Value related:_____ Time related:_____	Item		
	Carried to Collection	R		

29 **A29 REVISION OF DATE FOR PRACTICAL COMPLETION**

Clause 29.0

Clause 29.2.5 is amended by replacing it with:

No clause

Fixed:_____ Value related:_____ Time related:_____ Item

30 **A30 PENALTY FOR NON-COMPLETION**

Clause 30.0

Fixed:_____ Value related:_____ Time related:_____ Item

PAYMENT

31 **A31 INTERIM PAYMENT TO THE CONTRACTOR**

Clause 31.0

32 Clause 31.5.2 is amended by replacing "14.7.1" with "14.0"

Clause 31.8 is amended by replacing it with the following two alternative clauses:

Alternative A

31.8(A) Where a **security** is selected in terms of 14.1; 14.5 or 14.6, the value of the **works** in terms of 31.4.1 and **materials and goods** in terms of 31.4.2 shall be certified in full. The value certified shall be subject to the following percentage adjustments:

31.8(A).1 Ninety-five per cent (95%) of such value in interim **payment certificates** issued up to the date of **practical completion**

31.8(A).2 Ninety-seven per cent (97%) of such value in interim **payment certificates** issued on the date of **practical completion** and up to but excluding the date of **final completion**

31.8(A).3 Ninety-nine per cent (99%) of such value in interim **payment certificates** issued on the date of **final completion** and up to but excluding the final **payment certificate** in terms of 34.6

Carried to Collection R

31.8(A).4 One hundred per cent (100%) of such value in the final **payment certificate** in terms of 34.6 except where the amount certified is in favour of the **employer**. In such an event the payment reduction shall remain at the adjustment level applicable to the final **payment certificate**

Alternative B

31.8(B) Where **security** is a payment reduction in terms of 14.7 the value of the **works** in terms of 31.4.1 and **materials and goods** in terms of 31.4.2 shall be certified in full. The value certified shall be subject to the following percentage adjustments:

31.8(B).1 Ninety per cent (90%) of such value in interim **payment certificates** issued up to the date of **practical completion**

31.8(B).2 Ninety-seven per cent (97%) of such value in interim **payment certificates** issued on the date of **practical completion** and up to but excluding the date of **final completion**

31.8(B).3 Ninety-nine per cent (99%) of such value in interim **payment certificates** issued on the date of **final completion** and up to but excluding the final **payment certificate** in terms of 34.6

31.8(B).4 One hundred per cent (100%) of such value in the final **payment certificate** in terms of 34.6 except where the amount certified is in favour of the **employer**. In such an event the payment reduction shall remain at the adjustment level applicable to the final **payment certificate**

Clause 31.12 is amended by deleting the following:

Payment shall be subject to the **employer** giving the **contractor** a tax invoice for the amount due

Fixed:_____ Value related:_____ Time related:_____

33 **A32 ADJUSTMENT TO THE CONTRACT VALUE**

Clause 32.0

Clauses 32.5.1, 32.5.4 and 32.5.7 are amended by the addition of the following at the end of the sentence:

"due to no fault of the **contractor"**

Fixed:_____ Value related:_____ Time related:_____ Item

Carried to Collection R

34	**A33 RECOVERY OF EXPENSE AND LOSS** Clause 33.0 Fixed:_____ Value related:_____ Time related:_____			
35	**A34 FINAL ACCOUNT AND FINAL PAYMENT** Clause 34.0 Clause 34.1 is amended by removing "#" next to 34.1 Clause 34.2 is amended by removing "#" next to 34.2 Clause 34.8 is amended by deleting the words "where **security** as a fixed **construction guarantee** in terms of 14.4 has been selected or where payment reduction has been applied in terms of 14.7.1" Clause 34.13 is amended by replacing "seven (7) **calendar days**" with "twenty-one (21) **calendar days**" and deleting the words "subject to the **employer** giving the **contractor** a tax invoice for the amount due" Fixed:_____ Value related:_____ Time related:_____		Item	
36	**A35 PAYMENT TO OTHER PARTIES** Clause 35.0 Fixed:_____ Value related:_____ Time related:_____		Item	
	Carried to Collection		R	

CANCELLATION

A36 CANCELLATION BY EMPLOYER - CONTRACTOR'S DEFAULT

Clause 36.0

Clause 36.1 is amended by the addition of the following clauses:

36.1.3 refuses or neglects to comply strictly with any of the conditions of contract

36.1.4 estate being sequestrated, liquidated or surrendered in terms of the insolvency laws in force within the Republic of South Africa

36.1.5 in the judgement of the **employer**, has engaged in **corrupt** or **fraudulant practices** in competing for or in executing the contract

Clause 36.3 is amended by removing the reference to "No clause" and replacing the words "**principal agent**" with "**employer**"

Clause 36.0 is amended by the addition of the following clause:

36.7 Notwithstanding any clause to the contrary, on cancellation of this **agreement** either by the **employer** or the **contractor**; or for any reason whatsoever, the **contractor** shall on written instruction, discontinue with the **works** on a date stated and withdraw himself from the **site**. The **contractor** shall not be entitled to refuse to withdraw from the **works** on the grounds of any lien or right of retention or on the grounds of any other right whatsoever

Fixed:_____ Value related:_____ Time related:_____ Item

37 ### A37 CANCELLATION BY EMPLOYER - LOSS AND DAMAGE

Clause 37.0

Claues 37.3.5 is amended by replacing "ninety (90)" with "one hundred and twenty (120)"

Clause 37.0 is amended by the addition of the following clause:

37.5 Notwithstanding any clause to the contrary, on cancellation of this **agreement** either by the **employer** or the **contractor**; or for any reason whatsoever, the **contractor** shall on written instruction, discontinue with the **works** on a date stated and withdraw himself from the **site**. The **contractor** shall not be entitled to refuse to withdraw from the **works** on the grounds of any lien or right of retention or on the grounds of any other right whatsoever

Fixed:_____ Value related:_____ Time related:_____ Item

Carried to Collection R

38 **A38 CANCELLATION BY CONTRACTOR - EMPLOYER'S DEFAULT**

Clause 38.0

Claues 38.5.4 is amended by replacing "ninety (90)" with "one hundred and twenty (120)"

Clause 38.0 is amended by the addition of the following clause:

38.7 Notwithstanding any clause to the contrary, on cancellation of this **agreement** either by the **employer** or the **contractor**; or for any reason whatsoever, the **contractor** shall on written instruction, discontinue with the **works** on a date stated and withdraw himself from the **site**. The **contractor** shall not be entitled to refuse to withdraw from the **works** on the grounds of any lien or right of retention or on the grounds of any other right whatsoever

Fixed:_____ Value related:_____ Time related:_____ Item

39 **A39 CANCELLATION - CESSATON OF THE WORKS**

Clause 39.0

Clause 39.3.5 is amended by the addition of the following at the end of the sentence "within one hundred and twenty (120) **working days** of completion of such a report"

Fixed:_____ Value related:_____ Time related:_____ Item

Carried to Collection R

DISPUTE

40 **A40 DISPUTE SETTLEMENT**

Clause 40.0

Clause 40.2.2 is amended by replacing "one (1) year" with "three (3) years"

Clause 40.6 is amended by removing the reference to:

No clause

Clause 40.7.1 is amended by replacing "(10)" with "(15)" and by the addition of the following:

Whether or not mediation resolves the dispute, the parties shall bear their own cost concerning the mediation and equally share the costs of the **mediator** and related costs

Fixed:_____ Value related:_____ Time related:_____ Item

SUBSTITUTE PROVISIONS

41 **A41 STATE CLAUSES**

Clause 41.0

Fixed:_____ Value related:_____ Time related:_____ Item

CONTRACT VARIABLES

42 **A42 THE SCHEDULE (DPW-04EC)**

Clause 42.0

Tenderers are referred to the Contract Data DPW-04(EC) for variables pertaining to this contract

Fixed:_____ Value related:_____ Time related:_____ Item

Carried to Collection R

SECTION B: JBCC PRELIMINARIES

1: DEFINITIONS AND INTERPRETATION

43 ***Definitions and interpretation***

See also clause A1.0 of Section A for additional an/or amended definitions which shall apply equally to this Section

Fixed:_____ Value related:_____ Time related:_____ Item

2: DOCUMENTS

44 ***Checking of documents***

Fixed:_____ Value related:_____ Time related:_____ Item

45 ***Provisional bills of quantities***

Fixed:_____ Value related:_____ Time related:_____ Item

46 ***Availability of construction documentation***

Fixed:_____ Value related:_____ Time related:_____ Item

47 ***Interests of agents***

Fixed:_____ Value related:_____ Time related:_____ Item

48 ***Priced documents***

Fixed:_____ Value related:_____ Time related:_____ Item

49 ***Tender submission***

Clause 2.6 is amended by replacing "JBCC Form of Tender" with "Form of Offer and
Acceptance DPW-07(EC)"

Fixed:_____ Value related:_____ Time related:_____ Item

Carried to Collection R

3: THE SITE

50 ***Defined works area***

Fixed:_____ Value related:_____ Time related:_____ Item

51 ***Geotechnical investigation***

Fixed:_____ Value related:_____ Time related:_____ Item

52 ***Inspection of the site***

Tenderers shall complete the Compulsory Inspection Certificate included in the tender documents and return same with the tender submission

Fixed:_____ Value related:_____ Time related:_____ Item

53 ***Existing premises occupied***

Fixed:_____ Value related:_____ Time related:_____ Item

54 ***Previous work – dimensional accuracy***

Fixed:_____ Value related:_____ Time related:_____ Item

55 ***Previous work – defects***

Fixed:_____ Value related:_____ Time related:_____ Item

56 ***Services – known***

Fixed:_____ Value related:_____ Time related:_____ Item

57 ***Services - unknown***

Fixed:_____ Value related:_____ Time related:_____ Item

58 ***Protection of trees***

Fixed:_____ Value related:_____ Time related:_____ Item

59 ***Articles of value***

Fixed:_____ Value related:_____ Time related:_____ Item

Carried to Collection R

Section No. 1
Bill No. 1
PRELIMINARIES
HEALTH DEPARTMENT
CITY OF TSHWANE

60	***Inspection of adjoining properties***			
	Fixed:_____ Value related:_____ Time related:_____		Item	
	4: MANAGEMENT OF CONTRACT			
61	***Management of the works***			
	Fixed:_____ Value related:_____ Time related:_____		Item	
62	***Programme for the works***			
	A detailled construction programme must be submitted to the **principal agent** within seven (7) days after site handover.			
	The programme for the **works** must be based on the Project Evaluation and Review Technique (PERT) or any other approved Critical Path Method (CPM) network anaylisys of events and activities. A fortnightly control report must be submitted to the **principal agent,** evaluating any gains or delays against the critical path. The programme will form the basis of time management on the project			
	Fixed:_____ Value related:_____ Time related:_____		Item	
63	***Progress meetings***			
	Fixed:_____ Value related:_____ Time related:_____		Item	
64	***Technical meetings***			
	Fixed:_____ Value related:_____ Time related:_____		Item	
65	***Labour and plant records***			
	A daily site diary must be kept on site stating the daily record of all human resources on site (including sub-contractors), plant and equipment, visitor's to the site, etc. At each monthly progress meeting, the **contractor** must hand over the daily site records for the month past to the **principal agent**			
	Fixed:_____ Value related:_____ Time related:_____		Item	
		Carried to Collection	R	

	5: SAMPLES, SHOP DRAWINGS AND MANUFACTURERS' INSTRUCTIONS			
66	***Samples of materials***			
	Fixed:_____ Value related:_____ Time related:_____		Item	
67	***Workmanship samples***			
	Fixed:_____ Value related:_____ Time related:_____		Item	
68	***Shop drawings***			
	Fixed:_____ Value related:_____ Time related:_____		Item	
69	***Compliance with manufacturers' instructions***			
	Fixed:_____ Value related:_____ Time related:_____		Item	
	6: TEMPORARY WORKS AND PLANT			
70	***Deposits and fees***			
	Fixed:_____ Value related:_____ Time related:_____		Item	
71	***Enclosure of the works***			
	Fixed:_____ Value related:_____ Time related:_____		Item	
72	***Advertising***			
	Fixed:_____ Value related:_____ Time related:_____		Item	
73	***Plant, equipment, sheds and offices***			
	Fixed:_____ Value related:_____ Time related:_____		Item	
74	***Main notice board***			
	A main notice board in accordance with the standard drawing as issued by the **employer** is required			
	Fixed:_____ Value related:_____ Time related:_____		Item	
		Carried to Collection	R	

75	***Subcontractors' notice board***			
	Fixed:_____ Value related:_____ Time related:_____	Item		
	7: TEMPORARY SERVICES			
76	***Location***			
	Accommodation on site will not be allowed and the **contractor** must provide his own accommodation off site for the workforce (including sub-contractors)			
	Fixed:_____ Value related:_____ Time related:_____	Item		
77	***Water***			
	Fixed:_____ Value related:_____ Time related:_____	Item		
78	***Electricity***			
	Fixed:_____ Value related:_____ Time related:_____	Item		
79	***Telecommunication facilities***			
	Fixed:_____ Value related:_____ Time related:_____	Item		
80	***Ablution facilities***			
	The contractor must provide his own ablutions by means of chemical toilets. The number of chemical toilets to be used will be determined by the formula of one chemical toilet per every twenty people employed on site at any given point			
	Fixed:_____ Value related:_____ Time related:_____	Item		
	8: PRIME COST AMOUNTS			
81	***Responsibility for prime cost amounts***			
	Fixed:_____ Value related:_____ Time related:_____	Item		
	9: ATTENDANCE ON N/S SUBCONTRACTORS			
82	***General attendance***			
	Fixed:_____ Value related:_____ Time related:_____	Item		
	Carried to Collection	R		

83	***Special attendance***			
	Fixed:_____ Value related:_____ Time related:_____		Item	
84	***Commissioning – fuel, water and electricity***			
	Fixed:_____ Value related:_____ Time related:_____		Item	
	10: FINANCIAL ASPECTS			
85	***Statutory taxes, duties and levies***			
	Fixed:_____ Value related:_____ Time related:_____		Item	
86	***Payment for preliminaries***			
	Fixed:_____ Value related:_____ Time related:_____		Item	
87	***Adjustment of preliminaries***			
	Clauses B10.3.1 and B10.3.2 are amended by replacing "witheen fifteen (15) **working days** of taking possession of the **site**" with "when submitting his priced **bills of quantities / lump sum document**"			
	Fixed:_____ Value related:_____ Time related:_____		Item	
88	***Payment certificate cash flow***			
	Fixed:_____ Value related:_____ Time related:_____		Item	
	11: GENERAL			
89	***Protection of the works***			
	Fixed:_____ Value related:_____ Time related:_____		Item	
90	***Protection / isolation of existing / sectionally occupied works***			
	Fixed:_____ Value related:_____ Time related:_____		Item	
91	***Security of the works***			
	Fixed:_____ Value related:_____ Time related:_____		Item	
	Carried to Collection		R	

92	***Notice before covering work*** The **contractor** must notify the **principal agent** or his representatives timeously when inspections and/or re-measurements must be executed. For the purposes of this project, seven (7) **working days** from the date of notice will be taken as a reasonable period for inspections and/or re-measurements All re-measurable work must be kept open and exposed and not be covered until the **principal agent** or his representatives has re-measured same. This includes trench excavations, rock excavations, water-, sewer-, stormwater-, and fire reticulation, etc Fixed:_____ Value related:_____ Time related:_____		Item	
93	***Disturbance*** Fixed:_____ Value related:_____ Time related:_____		Item	
94	***Environmental disturbance*** Fixed:_____ Value related:_____ Time related:_____		Item	
95	***Works cleaning and clearing*** Fixed:_____ Value related:_____ Time related:_____		Item	
96	***Vermin*** Fixed:_____ Value related:_____ Time related:_____		Item	
97	***Overhand work*** Fixed:_____ Value related:_____ Time related:_____		Item	
98	***Instruction manuals and guarantees*** Fixed:_____ Value related:_____ Time related:_____		Item	
99	***As built information*** Fixed:_____ Value related:_____ Time related:_____		Item	
100	***Tenant installations*** Fixed:_____ Value related:_____ Time related:_____		Item	
		Carried to Collection	R	

Section No. 1
Bill No. 1
PRELIMINARIES
HEALTH DEPARTMENT
CITY OF TSHWANE

12: SCHEDULE OF VARIABLES

101 ***Schedule of Variables***

Fixed:_____ Value related:_____ Time related:_____ Item

*This **schedule** contains all variables referred to in this document and is divided into pre-tender and post-tender categories. The pre-tender category must be completed in full and included in the tender documents. Both the pre-tender and post-tender categories form part of these **Preliminaries**.*

Spaces requiring information must be filled in, shown as "not applicable" or deleted and not left blank. Where choices are offered, the non-applicable items are to be deleted.Where insufficient space is provided the information should be annexed hereto and cross-referenced to the applicable clause of the schedule. Key cross reference clauses are italicised in [ ] brackets

12.1 PRE-TENDER INFORMATION

12.1.1 **Provisional Bills of Quantities**
[2.2] The quantities are provisional

NO

12.1.2 **Availability of construction documentation**
[2.3] *Construction of documentation is complete*

YES

12.1.3 ***Interest of agents***
[2.4] Details:
No agents are employed as employees of the **employer**

12.1.4 ***Defined works area***
[3.1] Details:
The area of the **works** to be occupied by the **contractor**, any restriction on
the area and the limit of access or exit will be pointed out to the **contractor**
by the **principal agent** on handing over of the site

12.1.5 ***Geotechnical investigation***
[3.2] Details:
A geotechnical investigation was done

12.1.6 ***Existing premises occupied***
[3.4] Specific requirements:
None

Carried to Collection R

12.1.7 ***Previous work - dimensional accuracy***
[3.5] Details:
None

12.1.8 ***Previous work - defects***
[3.6} Details:
None

12.19. ***Services - known***
[3.7] Details:
No electrical, water and sewer reticulation are available on site

12.1.10 ***Protection of trees***
[3.9] Specific requirements:
The **contractor** is to ensure that no adjacent indigeneous vegetation, trees etc
are being damaged as a result from the construction activities and/or actions
by his personnel

Prior approval is to be obtained from the **principal agent** for the removal of
any tree should it be required due to the positioning of the building on site
and/or other construction work to be executed

12.1.11 ***Inspection of adjoining properties***
[3.11] Specific requirements:
None

12.1.12 ***Enclosure of the works***
[6.2} Specific requirements:
None

12.1.13 ***Offices***
[6.4.3] Specific requirements:
The **contractor** shall provide, maintain and remove on completion of the works an office for the exclusive use of the **principal agent**, minimum size 4 x 3 x 3m high internally, suitably insulated and ventilated, provided with electric lighting and fitted with boarded floor, desk, chair, drawing stool, drawing board and lock-up drawers for drawings. The office shall be kept clean and fit for use at all times

Carried to Collection R

12.1.14 Main notice board
[6.5] Specific requirements:
The **contractor** shall provide, erect where directed, maintain and remove on completion of the **works** a notice board size 3 x 3m as type Drawing GEN 063, constructed of suitable boarding with flat smooth surface and with edging bead 19mm thick round outer edges and projecting 12mm from face of boarding and rounded on front edge. The board shall be securely fixed to hoarding, where hoarding is provided, or fixed to and including a suitable supporting structure of timber or tubular posts and braces. The board is to be painted ivory white and the bead and 12mm wide dividing lines dark green. All wording shall be inscribed in dark green as per the coat of arms for SA. All wording shall be inscribed in dark green painted sans serif lettering

12.1.15 ***Subcontractors' notice board***
[6.6] A notice board is required
NO
Specific requirements:
None

12.1.16 ***Water***
[7.2] Option A (by **contractor)**
YES
Option B (by **employer** - free of charge)
NO
Option C (by **employer** - metered)
NO

12.1.17 ***Electricity***
[7.3] Option A (by **contractor**)
YES
Option B (by **employer** - free of charge)
NO
Option C (by **employer** - metered)
NO

12.1.18 ***Telecommunications***
[7.4] Telephone
YES
Facsimile
YES
E-mail
YES

Carried to Collection R

12.1.19 ***Ablution facilities***
[7.5} Option A (by **contractor**)
YES

Option B (by **employer**)
NO

12.1.20 ***Protection of existing/sectionally occupied works***
[11.2] Protection is required
NO

12.1.21 ***Special attendance***
[9.2] **Subcontractor** (1) details: None

Subcontractor (2) details: None

Subcontractor (3) details: None

Subcontractor (4) details: None

12.1.22 ***Protection of works***
[11.1] Specific requirements:
The **contractor** is responsible for the protection of the works

12.1.23 ***Disturbance***
[11.5] Specific requirements:
The **contractor** shall keep the site, structures, etc well watered during operations to prevent dust and shall provide and erect and remove on completion of the **works** all necessary temporary dust screens all to the satisfaction of the **principal agent**

12.1.24 ***Environmental disturbance***
[11.6] Specific requirements:
The contractor shall keep the site free of rubble. All mixing areas shall be rehabilitated after usage.

12.2 POST-TENDER INFORMATION

All post-tender information for this section will be determined once tender is awarded

12.2.1 ***Payment of preliminaries***
[10.2] Option A (prorated)
YES/NO

Option B (calculates)
YES/NO

Carried to Collection R

Section No. 1
Bill No. 1
PRELIMINARIES
HEALTH DEPARTMENT
CITY OF TSHWANE

12.2.2	***Adjustment of preliminaries***			
[10.3]	Option A (three categories)	*YES/NO*		
	Option B (detailed breakdown)	*YES/NO*		
12.2.3	***Additional agreed preliminaries items***			
	Details:			
		Carried to Collection	R	

SECTION C: SPECIFIC PRELIMINARIES

Section C contains specific preliminary items which apply to this contract except where N/A (Not Applicable) appears against an item

102 **C1 CONTRACT DRAWINGS**

The drawings issued with the tender documents do not comprise the complete set but serve as a guide only for tendering purposes and for indicating the scope of the work to enable the tenderer to acquaint himself with the nature and extent of the **works** and the manner in which they are to be executed

Should any part of the drawings not be clearly understood by the tenderer he shall, before submitting his tender, obtain clarification in writing from the **principal agent**

Fixed: _____ Value related:_____ Time related:_____ Item

103 **C2 GENERAL PREAMBLES**

The document "Construction Works: Specifications: General Specification (PW371-A) Edition 2.0" is obtainable on the Department of Public Work's website (http://www.publicworks.gov.za/ under "Consultants Guidelines") and shall be read in conjunction with the **bills of quantities / lump sum document** and be referred to for the full descriptions of work to be done and materials to be used

The document "Construction Works: Specifications: Particular Specification (PW371-B) Edition 2.0" will be issued together with the contract drawings and shall be read in conjunction with the **bills of quantities / lump sum document**

Fixed: _____ Value related:_____ Time related:_____ Item

104 **C3 TRADE NAMES**

Wherever a trade name for any product has been described in the **bills of quantities**, the tenderer's attention is drawn to the fact that any other product of equal quality may be used subject to the written approval of the **principal agent** being obtained prior to the closing date for submission of tenders

If prior written approval for an alternative product is not obtained, the product described shall be deemed to have been tendered for

Fixed: _____ Value related:_____ Time related:_____ Item

Carried to Collection R

105	**C4**	**IMPORTED MATERIALS AND EQUIPMENT** Where imported items are listed in the tender documents, the tenderer shall provide all the information called for, failing which the price of any such item, materials or equipment shall be excluded from currency fluctuations. (refer to Schedule of Imported Materials and Equipment DPW-23(EC) to be completed by tenderer Notwithstanding any provisions elsewhere regarding the adjustment of contract prices, the price of any item, material or equipment listed in terms of this clause shall be excluded from the Contract Price Adjustment Provisions (if applicable) Fixed: _____ Value related:_____ Time related:_____	Item		
106	**C5**	**VIEWING THE SITE IN SECURITY AREAS** The **site** is situated in a security area and the tenderer must arrange with the unit commander or other responsible officer to obtain permission to enter the **site** for tendering purposes Fixed: _____ Value related:_____ Time related:_____	N/A		
107	**C6**	**COMMENCEMENT OF WORKS IN SECURITY AREAS** As the **works** falls within a security area the **contractor** must give the unit commander or other responsible officer notice before commencement of the **works**. Should the **contractor** fail to make such arrangements, admission to the **site** may be refused and any additional costs will be for the **contractor's** account Fixed: _____ Value related:_____ Time related:_____	N/A		
108	**C7**	**ENTRANCE PERMITS TO SECURITY AREAS** As the **works** falls within a security area the **contractor** shall obtain entrance permits for his personnel and workmen entering the area and shall comply with all regulations and instructions which may be issued from time to time regarding the protection of persons and property under the control of the Defence Force, Police or chief security officer Fixed: _____ Value related:_____ Time related:_____	N/A		
		Carried to Collection	R		

109	**C8 SECURITY CHECK OF PERSONNEL** The **principal agent** may require the **contractor** to have his personnel and workmen, or a certain number of them, security classified In the event of the **principal agent** requesting the removal of a person or persons from the **works** for security reasons, the **contractor** shall do so forthwith and shall thereafter ensure that such person or persons are denied access to the **works** and the **site** and/or to any document or information relating to the **works** Fixed:_____ Value related:_____ Time related:_____	Item		
110	**C9 PROHIBITION ON TAKING OF PHOTOGRAPHS** In terms of article 119 of the Defence Act, 44 of 1957, it is prohibited to sketch or to take photographs of any military site or installation or any building or civil works thereon or to be in possession of a camera or other apparatus used for taking of photographs except when authorized thereto by or on behalf of the Minister The same prohibition is also applicable to all correctional institutions in terms of article 44.1(e) of the Correctional Services Act 8 of 1959 Fixed:_____ Value related:_____ Time related:_____	N/A		
	C10 HIV/AIDS AWARENESS It is required of the **contractor** to thoroughly study the HIV/AIDS Specification (PW 1544) of the Department of Public Works that must be read together with and is deemed to be incorporated under this Section of the **bills of quantities / lump sum document**. Provision for pricing of HIV/AIDS awareness is made under items C10.1 to C10.5 hereafter and it is explicitly pointed out that all requirements of the aforementioned specification are deemed to be priced hereunder, as the said items represent the only method of measurement and no additional items or extras to the contract in this regard shall be entertained The **contractor** must take note that compliance with the HIV/AIDS Specification is compulsory. In the event of partial or total non-compliance, the **principal agent**, notwithstanding the provisions of Clause A 31.0 of Section A or any other clause to the contrary, reserves the right to delay issuing any progress **payment certificate** until the **contractor** provides satisfactory proof of compliance. The **contractor** shall not be entitled to any compensation of whatsoever nature, including interest, due to such delay of payment			
	Carried to Collection	R		

111	**C10.1 AWARENESS CHAMPION** Selection, appointment, briefing and making available of an Awareness Champion including provision of all relevant services, all in accordance with the HIV/AIDS Specification Fixed:_____ Value related:_____ Time related:_____	Item		
112	**C10.2 AWARENESS WORKSHOPS** Selection and appointment of a competent Service Provider approved by the **principal** **agent**, provision of a Service Provider Workshop Plan and a suitable venue, conducting of awareness workshops by means of traditional and/or modern multi-media techniques, including follow-up courses, making available all tuition material and performing assessment procedures, all in accordance with the HIV/AIDS Specification Fixed:_____ Value related:_____ Time related:_____	Item		
113	**C10.3 POSTERS, BOOKLETS, VIDEOS, ETC.** Provision, displaying, maintaining and replacing when necessary of four plastic laminated posters, booklets and educational videos, etc. for the duration of the **construction period**, all in accordance with the HIV/AIDS Specification Fixed:_____ Value related:_____ Time related:_____	Item		
114	**C10.4 ACCESS TO CONDOMS** Provision and maintenance of condom dispensers fixed in position, including male and female condoms, replenishing male and female condoms on a daily basis as required for the duration of the **construction period**, all in accordance with the HIV/AIDS Specification Fixed:_____ Value related:_____ Time related:_____	Item		
	Carried to Collection	R		

115 **C10.5 MONITORING**

Monitoring HIV/AIDS awareness of workers, providing the **principal agent** with access to information including making available all reports, thoroughly completed and reflecting the correct information, for the duration of the **construction period** and close out, all in accordance with the HIV/AIDS Specification

Fixed:_____ Value related:_____ Time related:_____ Item

C11 OCCUPATIONAL HEALTH AND SAFETY ACT

The **contractor** shall comply with all the requirements set out in the Construction Regulations, 2003 issued under the Occupational Health and Safety Act, 1993 (Act No 85 of 1993)

It is required of the **contractor** to thoroughly study the Health and Safety Specification that must be read together with and is deemed to be incorporated under this Section of the **bills of quantities / lump sum document**

The **contractor** must take note that compliance with the Occupational Health and Safety Act, Construction Regulations and Health and Safety Specification is compulsory. In the event of partial or total non-compliance, the **principal agent,** notwithstanding the provisions of clause A31.0 of Section A or any other clause to the contrary, reserves the right to delay issuing any progress **payment certificate** until the **contractor** provides satisfactory proof of compliance. The **contractor** shall not be entitled to any compensation of whatsoever nature, including interest, due to such delay of payment

116 Provision for pricing of the Occupational Health and Safety Act, Construction Regulations and Health and Safety Specification is made under this clause and it is explicitly pointed out that all requirements of the aforementioned are deemed to be priced hereunder and no additional claims in this regard shall be entertained

Fixed:_____ Value related:_____ Time related:_____ Item

C12 WARRANTEES FOR MATERIALS AND WORKMANSHIP

117 Where warranties for materials and/or workmanship are called for, the **contractor** shall obtain a written warranty, addressed to the **employer**, from the entity supplying the materials and/or doing the work and shall deliver same to the **principal agent** on the **final completion** of the contract

Carried to Collection R

	The warranty shall state that workmanship, materials and installation are warranted for a specific period from the date of **final completion** and that any **defects** that may arise during the specified period shall be made good at the expense of the entity supplying the materials and/or doing the work, upon written **notice** to do so			
118	The warranty will not be enforced if the work is damaged by **defects** in the execution of the **works**, in which case the responsibility for replacement shall rest entirely with the **contractor** Fixed:_____ Value related:_____ Time related:_____	Item		
119	**C13 OVERTIME** Should overtime be required to be worked for any reason whatsoever, the costs of such overtime is to be borne by the **contractor** unless the **employer** has specifically authorised, in writing, prior to the execution thereof, that costs for such overtime are to be borne by the **employer** Fixed: _____ Value related:_____ Time related:_____	Item		
120	**C14 CO-OPERATION OF CONTRACTOR FOR COST MANAGEMENT** It is specifically agreed that the contractor accepts the obligation of assisting the principal agent in implementing proper cost management. The contractor will be advised by the principal agent of all cost management procedures which will be implemented to ensure that the final building cost does not exceed the budget. The principal agent undertakes to make available to the contractor all budgetary allowances and cost assessments/reports to enable the proper procedure to be implemented and the contractor shall attend all cost plan review and cost management meetings. The contractor undertakes to extend these procedures, as necessary, to all subcontractors Fixed:_____Value related:_____Time related: _____	Item		
	Carried to Collection	R		

121	**C15 PROPPING OF FLOORS BELOW** The contractor is advised that propping of floors below may be required if he wishes to use any areas of completed suspended reinforced concrete slabs for vehicle access, storage of materials and goods and location of plant, scaffolding, etc. The location of these areas and any necessary propping shall be approved by the principal agent and the cost thereof shall be borne by the contractor Fixed: _____ Value related:_____ Time related: _____	Item		
122	**C16 TESTING OF WINDOWS FOR WATERTIGHTNESS** Each window shall be tested for watertightness with water sprayed on using adequate pressure. If in the opinion of the principal agent, the pressure proves to be inadequate, then the pressure shall be boosted by means of compressed air or other approved means Fixed:_____ Value related:_____ Time related:_____	Item		
123	**C17 TESTING OF FLAT ROOF WATERPROOFING FOR WATERTIGHTNESS** Flat roof waterproof areas shall be prepared with small sand dykes around them of a size and enclosing an area approved by the principal agent, flooded with water and kept "ponded" for at least 36 hours as a test to ensure the watertightness of the waterproofing and before any further construction work is carried out above the waterproofing Fixed:_____ Value related:_____ Time related:_____	Item		
	SUMMARY OF CATEGORIES Category : Fixed R Category : Value R Category : Time R			
	Carried to Collection	R		

Section No. 1

Bill No. 1

PRELIMINARIES

COLLECTION

	Page No	Amount
Total Brought Forward from Page No.	1	
	2	
	3	
	4	
	5	
	6	
	7	
	8	
	9	
	10	
	11	
	12	
	13	
	14	
	15	
	16	
	17	
	18	
	19	
Carried Forward		R

Section No. 1

Bill No. 1

PRELIMINARIES

COLLECTION

	Page No		Amount
Brought Forward		R	
Total Brought Forward from Page No.	20		
	21		
	22		
	23		
	24		
	25		
	26		
	27		
	28		
	29		
	30		
	31		
	32		
	33		
	34		
	35		
	36		
	37		
Carried Forward		R	

Section No. 1

Bill No. 1

PRELIMINARIES

COLLECTION

	Page No		Amount
Brought Forward		R	
Total Brought Forward from Page No.	38		
	39		
Carried to Final Summary		R	

Item No		Quantity	Rate	Amount

SECTION 2

BILL NO 1

ALTERATIONS

PREAMBLES

For preambles see "Construction Specifications - General Specification (PW371-A)" and "Construction Specifications - Particular Specification (PW371-B)"

SUPPLEMENTARY PREAMBLES

Nature of the work

Tenderers are advised to visit the site and to satisfy themselves as to the nature and extent of the work to be done for the proper completion of the work

The submission of a tender will imply that the Contractor has physically visited the site and fully understands the content and extend of the work described in this Bill and no claims in this respect will be afterwards entertained

Dimensions

Measurements given are approximate and the Contractor is advised to view the site and any existing structures. The Contractor is to acquaint himself thoroughly in respect of the exact measurements and any errors to the tendered rates in this regard will be for the Contractor's expense

Carried to Collection R

General

The Contractor shall carry out the work with as little mess and noise possible and with a minimum of disturbance to the occupants. The Contractor shall provide proper protection and provide and erect any temporary tarpaulins that may be necessary during the progress of the works, all to the satisfaction of the Principal Agent, and remove when directed

Making good of finishes shall be deemed to include making good of the brick and concrete surfaces onto which the new finishes are applied, where necessary

Removal of doors, windows, frames, etc

Where doors, windows, etc are described as taken out, this shall be understood to include for removal of all beads, architraves, ironmongery, etc. Doors, windows, etc that are to be re-fixed are to be provided with new architraves

Doors, fanlights, fittings, frames, linings, windows, etc which are to be re-used shall be thoroughly overhauled before re-fixing including taking off, easing and re-hanging, cramping up, re-wedging as required and making good cramps, dowels, etc and easing, oiling, adjusting and repairing ironmongery if necessary, replacing any glass damaged in removal or subsequently and stopping up all nails and scew holes with tinted plastic wood filler to match timber, unless otherwise described

Prices for taking out and removing doors and frames shall include for removing door stops, cabin hooks, etc and making good to match existing

Carried to Collection R

Forming new openings or altering openings in existing walls

Where new openings are formed or openings altered in existing walls, the wall above the opening shall be broken out and a new brick, in-situ or prestressed concrete lintel inserted, complete with the necessary reinforcement, formwork, turning piece, etc, the jambs and portions of openings as described shall be built up with new brickwork or blockwork properly toothed and bonded to existing, cavities of hollow walls shall be closed where necessary and finishes shall be made good all round and into reveals

Building up openings

Where existing openings are described as building up, the existing surfaces all round shall be prepared as necessary, brickwork or blockwork properly toothed and bonded to existing, wedged up to underside of existing lintel and finishes shall be made good on both sides

Cement screeds and pavings, granolithic, etc shall be levelled and prepared for the raising of brickwork

Protection

In taking down and removing existing work the utmost care is to be observed to avoid any structural or other damage to the remaining portions of the buildings. The contractor must also protect all work not removed such as walls, floors, doors, windows or other joinery, loose and fixed fittings and electrical appliances, etc, from damage during the progress of the work and provide all necessary materials for so doing. The contractor will be held solely responsible for any damage to persons or property and for the safety of the structure throughout the whole of this contract and must make good at his own expense any damage that may occur

The contractor shall take all precautions necessary to prevent any nuisance from dust whilst carrying out the work

Carried to Collection R

Materials from the alterations, credit, etc

Materials recovered from the alterations (except where described as to be re-used or handed over to the employer) will become the property of the contractor who may allow credit in respect thereof in his rates. Such materials shall not be re-used in new work without the written permission from the principal agent. Materials described as to be removed shall be removed from site to a suitable dumping site to be allocated by the Contractor

Material described as hand over to the employer shall be carefully dismantled where necessary, neatly stored under cover where directed and protected from damage, until required

Materials described as set aside for re-use shall be carefully dismantled where necessary, cleaned, neatly stored under cover and protected from damage until required for re-use. Any damage caused to such materials during removal, storage or re-fixing shall be made good at the contractor's expense

None of the old materials are to be used for new work except where specifically described as being set aside for re-use

Disposal of debris, etc

The contractor shall be responsible for the removal from site of all materials, debris and rubbish resulting from the alterations

Explosives

No explosives whatsoever may be used for the demolitions

Materials, etc

The materials to be used and work to be done to be similar in all respects to that described for new work insofar as they concur. All work in making good is to be properly jointed to the existing

Carried to Collection R

	REMOVAL OF EXISTING WORK				
	Taking out and to be reuse existing aluminium doors in accordance with the floor plans. Fill holes in aluminium frame with flush aluminium plugs to make good.				
1	Single door frame not exceeding 2,5m2	No	6		
2	Double door frame, exceeding 2,5m2 and not exceeding 5m2	No	10		
	Taking out and removing ironmongery and prepare the surface to receive new.				
3	Existing aluminium cylinder door lock and handle set from aluminium door (D1).	No	4		
	Taking out and removing doors only (frames remain) prepare the area to receive new (existing ironmongery fittings to be reinstalled to the new door)				
	All timber doors to be cut to correct heights to allow for cleared swing over finished floors.				
4	Timber single door (D7)	No	1		
	Taking out and removing steel door frames from existing brickwork and prepare opening to receive correct new frame double swing door frame as per door schedule				
5	Double door frame, exceeding 2,5m2 and not exceeding 5m2 (D5)	No	4		
	Water leaks below basins				
6	Remove covered plumbing work below basin. Chisel wall to expose pipes fully. Ensure that no leaks or defects in pipework. Ensure that all connections are correctly sealed. Make good wall. (brick up, plaster, re-tile as per existing.)	No	1		
	Carried to Collection			R	

Section No. 2
Bill No. 1
ALTERATIONS
HEALTH DEPARTMENT
CITY OF TSHWANE

	Hacking up/off and removing granolithic, screeds, plaster, etc from concrete or brickwork and preparing surfaces for new self-levelling screed, plaster, tile finishes, etc				
	Assess all existing self-levelling screed installed, where surface is not in good conditions, grind it off. Ensure that the floor area is in good cleaned conditions, and level, and dust free. Fill any holes or depressions with a suitable filler and allow to dry.				
7	25mm Self-levelling screed from floors	m2	238		
	Taking out and removing piping, sanitary fittings, etc, including cutting off as necessary, disconnecting piping from fittings and making good floor and wall finishes (making good tiling and paintwork elsewhere)				
8	Vitreous china wash hand basin	No	2		
	BUILDING UP OPENINGS				
	Brickwork of burnt clay bricks to SANS Specification 227 in 6:1 sand/cement mortar in building up openings				
9	One brick walls	m2	1		
	Sundries				
10	Cutting toothings and bonding new brickwork to existing	m2	1		
	Approved face bricks to match existing, pointed with recessed horizontal and vertical joints				
11	Extra over brickwork for face brickwork in patches	m2	1		
12	Cutting toothings and bonding new face brickwork to existing	m2	1		
13	220mm Wide brick-on-edge header course sills set sloping and slightly projecting	m	0.3		
	Carried to Collection			R	

PREPARATORY WORK TO EXISTING SURFACES

General notes:

Filling air gaps around service ducts

Remove any loose debris, dust and old mortar from hole around duct using a wire brush. Moisten the area to allow for the new brick and mortar to adhere. Where the air gaps are too large, build up wall with clay bricks.
Fill excess spaces with mortar ensuring that no air gaps remain.
Use a pointing knife to smooth and level the surface of the mortar so that it is flush with the surrounding brickwork.
Use a damp sponge or cloth to gently smooth the surface before it fully sets. Allow the finish coat to cure for another 24 hours
Where shrinkage gaps form between the mortar and ducting material, fill remaining air gaps with silicone.
Once the plaster is fully cured and dry, apply one coat plaster primer and two coats finishing paint to match existing.

All external concrete columns and beams requiring plaster repair.

Carried to Collection R

	Use a hammer and chisel to remove all loose, chipping, and/ or damaged plaster from affected area, ensuring that plaster is removed to a sound surface. Use a wire brush to remove any dust, dirt, loose particles, and previous coatings from the concrete surface. Rinse with water to remove any remaining dust and allow it to dry. Apply a Bonding Agent evenly over the concrete surface using a roller according to manufacturer's instructions. Use a trowel to apply the base coat of plaster to the concrete column. Work from the bottom up, applying a thin, even layer. Use a float to smooth and level the plaster. Ensure it is evenly spread and that there are no air pockets or gaps. Allow the base coat to cure for at least 24 hours. Keep the surface damp during this time to prevent it from drying out too quickly and cracking. Apply the finish coat of plaster using a trowel. Smooth it out with a float to achieve a consistent, even surface to match existing texture. Use a damp sponge or cloth to gently smooth the surface before it fully sets. Allow the finish coat to cure for another 24 hours Once the plaster is fully cured and dry, apply one coat plaster primer and two coats finishing paint to match existing.				
14	Rehabilitated all the existing external concrete columns and beams plaster surface in accordance with Architect's instructions. **Adverse cracks in walls**	m2	470		
	Carried to Collection			R	

	Using a chisel or mechanical saw, remove damaged plaster up to a sound surface for a measure of 50mm to each side of the crack, allowing for a regular shape to be filled. Use a wire brush to remove any dust, dirt, loose particles, and previous coatings from the concrete surface. Rinse with water to remove any remaining dust and allow it to dry. Use a trowel to apply the base coat of plaster to the concrete column. Work from the bottom up, applying a thin, even layer. Use a float to smooth and level the plaster. Ensure it is evenly spread and that there are no air pockets or gaps. Allow the base coat to cure for at least 24 hours. Keep the surface damp during this time to prevent it from drying out too quickly and cracking. Apply the finish coat of plaster using a trowel. Smooth it out with a float to achieve a consistent, even surface to match existing texture. Use a damp sponge or cloth to gently smooth the surface before it fully sets. Allow the finish coat to cure for another 24 hours Once the plaster is fully cured and dry, apply one coat plaster primer and two coats finishing paint to match existing				
15	Rehabilitated all the existing adverse wall cracks in accordance with Architect's instructions. **Minor cracks**	m	27		
	Carried to Collection			R	

	Use a wire brush to remove any loose paint, dirt, and debris from the crack and the surrounding area. Use a scraper or putty knife to widen the crack slightly if necessary, to ensure the filler can penetrate fully. Sand the area around the crack with medium-grit sandpaper to smooth out rough edges. Remove excess dust to ensure a clean surface. Apply crack filler ensuring that the filler fills the gap completely. Smooth the surface with a putty knife blending it with the surrounding paintwork. Once the filler is dry, sand the filler to ensure it is level with the surrounding surface. Apply thin layer of plaster skim to cover entire area filled ensuring a 50mm overlap on existing brickwork. Allow plaster skim to dry completely. Prime and paint to match the existing				
16	Rehabilitated all the existing minor wall cracks in accordance with Architect's instructions.	m	10		
	General repairs to finishes				
	All expansion joints between brickwork and concrete columns to be properly cleaned with wire brush to remove all paintwork covering expansion joint. Cut back plaster over expansion joint where necessary to expose clean straight lines over the entire joint. Apply approved silicon sealer in colour to be determined over the whole joint. Using a putty knife, ensure a smooth and strait edge of the silicone.				
17	Removing existing damaged plaster around expansion joint for a width of 100mm, including new plaster (filler elsewhere)	m	10		
18	Removing existing damaged granolithic around expansion joint for a width of 100mm, including new granolithic (filler elsewhere)	m	22		
	Take off existing plaster to expose bare walls, inject liquid silicone into walls and re-plaster walls with enriched waterproofed plaster, to be executed by a firm of approved specialists				
19	On existing plastered walls	m2	3		
	Carried to Collection			R	

	Remove all paint, repair plaster defects, apply approved anti-fungical solution and apply three coats approved damp sealer in strict accordance with the manufacturer's instructions				
20	On existing plastered walls	m2	22		
	OPENINGS THROUGH EXISTING WALLS ETC				
	Breaking out for and forming plain openings through brick walls, including prestressed concrete lintels, making good plaster on both sides and into reveals and with 20 MPa concrete thresholds with steel trowelled finish (making good paintwork elsewhere)				
21	Opening approximately 1500 x 900mm high through one brick wall for new entrance.	No	1		
	MAKING GOOD OF FINISHES, ETC				
	Making good internal tiles				
22	Install aluminium square tube capping strip to all tiled skirting and make good.	m	258		
	Making good untinted granolithic				
23	25mm Thick on floors in patches	m2	29		
	Making good internal cement plaster				
	Carried to Collection			R	

	All exposed mechanical piping to be chased into walls. Grind plaster and brickwork to enable whole pipe to be laid flush.Fill excess spaces with mortar ensuring that no air gaps remain.Use a pointing knife to smooth and level the surface of the mortar so that it is flush with the surrounding brickwork. Use a trowel to apply the base coat of plaster to the concrete column. Work from the bottom up, applying a thin, even layer. Use a float to smooth and level the plaster. Ensure it is evenly spread and that there are no air pockets or gaps. Allow the base coat to cure for at least 24 hours. Keep the surface damp during this time to prevent it from drying out too quickly and cracking. Apply the finish coat of plaster using a trowel. Smooth it out with a float to achieve a consistent, even surface to match existing texture. Use a damp sponge or cloth to gently smooth the surface before it fully sets. Allow the finish coat to cure for another 24 hours Once the plaster is fully cured and dry, apply one coat plaster primer and two coats finishing paint to match existing.				
24	Walls in patches	m2	25		
	Making good and re-installations of aluminium doors All aluminium doors height to be adjusted where necessary to ensure that all these doors open properly after installations of vinyl, carpet, ceramic and porcelain tile finishes. Correct all installed wrong aluminium door ironmongery as per the ironmongery schedule. Note: All existing installed aluminium door to swing outward in accordance with the floor plans.				
25	Single door frame not exceeding 2,5m2	No	6		
26	Double door frame, exceeding 2,5m2 and not exceeding 5m2	No	10		
	Carried to Collection			R	

	Making good and re-installations of hand wash basin including necessary fittings.				
27	Vitreous china wash hand basin	No	2		
	CLEANING OF EXISTING ETC				
	Wash down and clean existing surfaces using high pressure hydro jetting and vacuum equipment				
28	Cleaning floated concrete floors	m2	238		
29	Granolithic on floors and landings	m2	27		
	Cleaning existing glazed anodised aluminium borrowed lights, shopfronts, etc				
30	Cleaning windows, etc (both sides measured)	m2	347		
	Check, service, replace faulty parts, clean properly and leave in perfect working order existing sanitary fittings, etc				
31	Wash basins	No	32		
32	Water closets	No	19		
33	Bowl urinals	No	3		
	GENERAL				
	Window pane tint				
34	Apply SABS approved film tape to window panes into to ensure a single direction viewing towards dispensary space.	m2	4		
	Sundries				
35	Properly seal window to dispensary manager's office, remove pegs and make good	No	3		
	Carried to Collection			R	

Section No. 2

Bill No. 1

ALTERATIONS

COLLECTION

	Page No		Amount
Total Brought Forward from Page No.	43		
	44		
	45		
	46		
	47		
	48		
	49		
	50		
	51		
	52		
	53		
	54		
	55		
Carried Forward to Summary of Section No. 2		R	

Section No. 2
Bill No. 1
ALTERATIONS
HEALTH DEPARTMENT
CITY OF TSHWANE

Item No		Quantity	Rate	Amount

SECTION 2

BILL NO.2

EARTHWORKS, ETC.

PREAMBLES

For preambles see "Construction Specifications - General Specification (PW371-A)" and "Construction Specifications - Particular Specification (PW371-B)"

SUPPLEMENTARY PREAMBLES

Classification of excavated material

“Hard rock” shall mean granite, quartzitic sandstone or other rock of similar hardness, the removal of which requires drilling, wedging and splitting or the use of explosives

“Soft rock” shall mean hard material, the removal of which warrants the use of pneumatic tools and includes hard shale, ferricite, compact ouklip and material of similar hardness

“Earth” shall mean all ground other than that classified as “hard rock” or “soft rock” and shall include made-up ground and any loose stones or pieces of concrete not exceeding 0,03m3 in volume

Applicable standards

All earthworks to be carried out in accordance with SANS 2001 - Construction works Part BE1: Earthworks (general) as well as SANS 10400-F: Site operations and SANS 10400-G: Excavations

Carried to Collection R

Filling material (General)

It will be, at all times, required from the contractor to apply and execute strict quality control on all filling material used

Samples of potential fill material obtained from excavations, trench excavations, etc.are to be submitted to and approved by the principal agent prior the re-use thereof as "filling"

All filling obtained from a commercial source should comply to minimum G5 standard

Should any material be found unsuitable and the use thereof be disapproved, such material shall be disposed and approved material must be sourced and imported from an approved commercial source

Filling in general shall be compacted to the prescribed percentage Mod AASHTO density

Filling in sub-layers, under floors, etc

All filling in layers under surface beds, in sub-layers, to form earth mattresses, backfilling, etc. shall be done with materials specified and according to methods prescribed by the SANS 1200ME Sub-base Specification in layers of 150mm thickness

The aforesaid specification was drawn up to cover activities normally encountered on civil engineering work, which is equally applicable on the filling details and requirements prescribed for this project

The said specification, although not issued with, shall be regarded to form part of these Bills of Quantities. The contractor shall obtain a copy of the said specification from the South African National Standards authority and be kept on site at all times

Carried to Collection R

CBR and indicator tests

The contractor is to note that all necessary tests (i.e. CBR and indicator tests, etc.) are to be conducted for all filling material, whether obtained from the excavations or to be imported from an approved commercial source

Results of these tests are to be submitted to and approved by the principal agent prior commencement of any placement thereof and/or filling done therewith

Density tests

Density tests for monitoring filling shall be done at the minimum prescribed frequencies per each 150mm thick layer of filling placed

It will be required from the contractor to execute density tests for monitoring filling at the following minimum frequencies per each filling layer placed:

- *Filling under surface beds, aprons, channels, etc:*
  1 Test per 125m² plan area per each 150mm thick layer

- *Filling behind retaining walls:*
  1 Tests per each 10m length of retaining wall

Results of density tests executed are to be submitted to and approval obtained from the principal agent prior commencement of any subsequent fill layers and/or other work

Carting away excessive and/or unsuitable excavated material

Descriptions for "carting away excessive or unsuitable excavated material from site" shall be deemed to include the loading, hauling and off-loading of excessive or unsuitable excavated material to a suitable and approved dumping site, which has to be located by the contractor, off the premises

The location of the intended dumping site will be subjected to the prior written approval of the principal agent

Carried to Collection R

The contractor will also be liable to, upon completion, rehabilitate all those areas of the dumping site used dumping/spoiling by grading the area to follow the adjacent ground contours and afterwards compacted to 80% Mod AASHTO density, all to the full satisfaction of the principal agent

Tendered rates must make provision for the above-mentioned as no additional claims in this regard will afterwards be entertained

Soil poisoning and insecticide

All soil poisoning and insecticide to be applied under a *five year* guarantee by an approved firm of Specialists. Soil insecticides shall comply with SANS Specification 1165. Work shall be carried out in accordance with "The application of soil insecticides for the protection of buildings" - SANS Code of Practice 0124

Casting of concrete floors to start within 24 hours after the application of soil poisoning

Pest control applicators must provide :
1. Proof of pesticides and insecticides (data sheets)
2. Toxicants must be registered with the Department of Agriculture
2. Proof that they are qualified to perform the work
3. Five year guarantee certificate

Measurement and payment

Measurement and payment clauses as described in the above-mentioned specification, Standardized Specification for Civil Engineering Construction, shall not apply to the work as set out in this Bill

Subterranean water

No information regarding susterranean water is available. The tenderer must acquit himself of the presence and depth of subterranean water and allow therefore in his prices

Carried to Collection R

	Earth filling from the excavations, compacted to 95% modified AASHTO under solid floors.				
1	Under solid Floors, steps, paving, etc	m3	8		
2	Under ramps	m3	3		
3	Under 125mm concrete Aprons	m3	44		
	Backfilling, obtained from excavations				
4	To Trenches, holes, etc	m3	455		
	SOIL POISONING				
	Saturate excavations, etc. with ant poisoning consisting of a 5% solution of Pentachlorophenol in mineral oil, sprayed or poured onto ground with a can with a coarse rose using 4 litres of moisture to each square metre of surface area.				
5	Under 125mm concrete Aprons	m2	294		
	TEST				
	Allow for testing				
6	Allow for the provision of density tests to be carried out by the Contractor and pay all charges in connection therewith.	No	12		
	Carried to Collection			R	

Section No. 2
Bill No. 2
EARTHWORKS
HEALTH DEPARTMENT
CITY OF TSHWANE

Section No. 2

Bill No. 2

EARTHWORKS

COLLECTION

	Page No		Amount
Total Brought Forward from Page No.	57		
	58		
	59		
	60		
	61		
Carried Forward to Summary of Section No. 2		R	

Item No		Quantity	Rate	Amount

SECTION 2

BILL NO.3

CONCRETE, FORMWORK AND REINFORCEMENT

PREAMBLES

For preambles see "Construction Specifications - General Specification (PW371-A)" and "Construction Specifications - Particular Specification (PW371-B)"

SUPPLEMENTARY PREAMBLES

Concrete general

Surface beds cast in panels shall be cast in panels of maximum 16m2

Concrete test cubes

Descriptions and tendered rates for concrete strength test cubes, as required under clause 7, "Tests" of SANS 1200 G, shall be deemed to cater for all the costs of providing cube moulds necessary for the purpose, making, storing and sending thereof to an approved laboratory for testing, paying all charges in connection therewith and for submitting test result reports to principal agent and engineer

All concrete strength test cubes, each size 150 x 150 x 150mm, shall be prepared in a set of three

Carried to Collection R

It will be required from the contractor to prepare concrete strength test cube sets for each building at the following minimum frequencies:

- One set of three cubes for every 20m³, or part thereof, of concrete cast per day, or:

- One set of three cubes for each batch of concrete cast per event

All concrete strength test cubes shall be labelled and the identity thereof (ie. date, concrete strength type, position where batch was cast relative to the building and building identity) shall be properly recorded for future reference

Reinforced concrete

All reinforced concrete is to be compacted with a mechanical vibrator

Formwork

Descriptions of formwork shall be deemed to include use and waste only (except where described as "left in" or "permanent"), for fitting together in the required forms, wedging, plumbing and fixing to true angles and surfaces as necessary to ensure easy release during stripping and for reconditioning as necessary before re-use

The vertical strutting shall be carried down to such construction as is sufficiently strong to afford the required support without damage and shall remain in position until the newly constructed work is able to support itself

Formwork to sides of bases, pile caps, ground beams, etc. will only be measured where it is prescribed by the engineer or principal agent for design reasons. Formwork necessitated by irregularities or collapse of excavated faces will not be measured and the cost thereof shall be deemed to be included in the allowance for taking the risk of collapse of the sides of the excavations, provision which is made for in "Earthworks"

Carried to Collection R

Formwork necessitated by irregularity or collapse of excavated faces is not measured and the cost thereof shall be deemed to be included in the allowance for taking the risk of collapse of the sides of the excavations, provision for which is made in "Earthworks"

Formwork to soffits of solid slabs, etc shall be deemed to be slabs not exceeding 200mm thick unless otherwise described

Degree of accuracy of formwork: Grade 2 as SANS 1280G

Permissible deviations:
Flatness of plain surface - 5mm
Abrupt changes in a continuous surface - 5mm

Supervision

A competent and experienced foreman shall supervise personally the whole of the concrete construction and pay special attention to:

The quality, testing and mixing of materials;
The placing and compaction of concrete;
The construction and removal of formwork; and
The sizes and position of the reinforcement

The contractor shall obtain the permission of the engineer or principal agent before comencing concreting of foundations, surface beds and reinforced structure

No inspection, approval, authorisation to proceed, comment or instructions following from such an inspection, or failure of the engineer or principal agent to comment on any particular aspect of the work shall be deemed to relieve the contractor in any way from his obligation to ensure through his own supervision that the work is constructed in every way in accordance with the drawings, specifications and conditions of contract, nor relieve him from his obligations to make good any fault or defect, nor shall it be deemed that there is any obligation on the engineer or principal agent to inspect all or any part of the works or that such inspection is necessarily complete in every respect

Carried to Collection R

	Reinforcement				
	Standard welded steel fabric reinforcement shall be as included in Table 1 of SANS 1024 and shall have 300mm wide laps				
	The mass of binding wire is not included in the mass of the reinforcement and the cost thereof must be included in the rates for reinforcement				
	CONCRETE IN FOUNDATIONS (PROVISIONAL)				
	UNREINFORCED CONCRETE CAST AGAINST EXCAVATED SURFACES				
	10MPa/13mm concrete				
1	To 125mm concrete aprons	m3	38		
	REINFORCED CONCRETE				
	30Mpa/19mm concrete				
2	Ramps	m3	6		
	TEST CUBES				
	Concrete strength cubes				
3	Allow for preparing a set of three concrete strength test cubes, each size 150 x 150 x 150mm, sending them to an approved testing laboratory for testing and paying all charges in connection therewith (Provisional)	Sets	12		
	CONCRETE SUNDRIES				
	Finishing top surfaces of concrete smooth with a wood float including non-slip brush finish				
4	Ramps to falls	m2	18		
	ROUGH FORMWORK				
5	Sides of ramps	m2	2		
	Carried to Collection			R	

	SMOOTH FORMWORK (DEGREE OF ACCURACY 1)				
	Smooth formwork to form				
6	Edges, risers, ends, reveals not exceeding 300mm high	m	30		
	Carried to Collection			R	

Section No. 2

Bill No. 3

CONCRETE, FORMWORK AND REINFORCEMENT

COLLECTION

	Page No		Amount
Total Brought Forward from Page No.	63		
	64		
	65		
	66		
	67		
Carried Forward to Summary of Section No. 2		R	

Item No		Quantity	Rate	Amount

SECTION 2

BILL NO.4

MASONRY

PREAMBLES

For preambles see "Construction Specifications - General Specification (PW371-A)" and "Construction Specifications - Particular Specification (PW371-B)"

SUPPLEMENTARY PREAMBLES

Sizes in descriptions

Where sizes in descriptions are given in brick units, "one brick" shall represent the length and "half brick" the width of a brick

Mortar

The materials shall be mixed dry until of uniform colour, water added and the mixture turned over until the ingredients are thoroughly incorporated

Mortar shall be produced in such quantities as can be used before commencement of set and no mortar that has set shall be used

Mortar plasticizers may only be used with the approval of the principal agent

Mortar test cubes

Descriptions and tendered rates for mortar strength test cubes, as required by the principal agent, shall be deemed to cater for all the costs of providing cube moulds necessary for the purpose, making, storing and sending thereof to an approved laboratory for testing, paying all charges in connection therewith and for submitting test result reports to principal agent

Carried to Collection R

It will be required from the contractor to prepare mortar strength test cubes for each building at a frequency as decided upon by the principal agent

All mortar strength test cubes shall be labelled and the identity thereof (ie. date, mortar strength type, position where batch was taken from relative to the building and building identity) shall be properly recorded for future reference

Brickwork

Brickwork shall be built in stretcher bond. Unless legitimately required to form bond, no false headers shall be used

Bricks shall be laid on a solid bed of mortar and all joints shall be grouted up solid. Mortar joints shall be not less than 8mm or more than 12mm thick

Brickwork shall be carried up in a uniform manner, no part being raised more than 1.2m above adjoining brickwork

Bricks shall be wetted before being laid and the course of bricks last laid shall be well wetted before laying a fresh course upon it

Brickwork reinforcement

Brickwork reinforcement shall be manufactured from hard drawn steel wire conforming to BS 785 and shall consist of two 2.8mm diameter main wires with 2.5mm cross wires at 300mm centres welded at intersections

Reinforcement shall be lapped not less than 300mm at end joints and for a length equal to the width of the widest reinforcement at intersections

Centres and turning pieces

Centres and turning pieces to soffits of arches and lintels shall be left in position for not less than 14 days

Carried to Collection R

	Face bricks Bricks shall be ordered timeously to obtain uniformity in size and colour Facing bricks shall exhibit a liability to efflorescence not in excess of "slight" and water absorption when tested in conformity with the requirements of SANS 227 shall not exceed 14% Particular care shall be taken to preserve arrisses and faces of face and paving bricks during transit and handling Face brickwork shall be built in stretcher bond, unless otherwise specified, to a true and fair face. Perpends shall be vertically aligned Facing bricks shall be mixed to ensure that the proper blending of bricks within the colour range of each facing brick used is obtained All cutting to face bricks must be done by cutting saw and prices to include for the use of mechanical cutting saws **Pointing** Descriptions of recessed pointing to fair face brickwork and face brickwork shall be deemed to include square recessed, hollow recessed, weathered pointing, etc **Samples** Samples of all masonry building units, except for walls described as "load bearing" shall consist of a minimum of 6 units. Samples of building units to be used in walls described as "load bearing" shall consist of 30 units from every 30 000 units delivered to site				
	TESTING OF MORTAR				
1	Allow for the testing of mortar test cubes by an approved laboratory (Provisional)	No	1		
	SUPERSTRUCTURE BRICKWORK				
	Carried to Collection			R	

	Clay facebrick 20-30MPa Imperial FBS clay face brick, size 222 x 106 x 73mm, manufactured in accordance with SANS 227:2007, bedded and jointed in Class II mortar and pointed with recessed horizontal joints, suitable for exposure zones 1-2. Facebrick to all external walls unless otherwise specified				
2	230mm brick walls	m2	26		
	FACE BRICKWORK				
	Clay facebrick 20-30MPa Imperial FBS clay face brick, size 222 x 106 x 73mm, manufactured in accordance with SANS 227:2007, bedded and jointed in Class II mortar and pointed with recessed horizontal joints, suitable for exposure zones 1-2. Facebrick to all external walls unless otherwise specified				
3	Extra over ordinary brickwork for Face brickwork	m2	28		
4	Extra over ordinary brickwork for face brick work for narrow width	m2	0.4		
5	Fair raking cutting for face bricks	m	2		
	Brick-on-edge face brick copings, sills, etc of "Corobrik Agate Travertine/Camel Travertine" FBX or similar and approved face bricks pointed with recessed joints on all exposed faces				
6	Brick-on edge roller course band projecting 25mm on face of wall	m	49		
	Brickwork reinforcement				
7	230mm Wide reinforcement built in horizontally	m	72		
	Galvanised hoop iron cramps, ties, etc				
8	4mm Diameter roof tie 2m girth bent double with one end fixed to timber and other end built into brickwork	No	28		
	Carried to Collection			R	

Section No. 2

Bill No. 4

MASONRY

COLLECTION

	Page No		Amount
Total Brought Forward from Page No.	69		
	70		
	71		
	72		
Carried Forward to Summary of Section No. 2		R	

Item No			Quantity	Rate	Amount
	SECTION 2				
	BILL NO.5				
	WATERPROOFING				
	PREAMBLES				
	For preambles see "Construction Specifications - General Specification (PW371-A)" and "Construction Specifications - Particular Specification (PW371-B)"				
	SUPPLEMENTARY PREAMBLES				
	Damp-proof course to walls				
	All joints in damp-proof course to walls shall be lapped a minimum of 150mm except at junctions and corners where the lap should be equal the full thickness of the wall				
	Waterproofing				
	Waterproofing of roofs, basements, etc shall be laid under a ten year guarantee. Waterproofing to roofs shall be laid to even falls to outlets etc with necessary ridges, hips and valleys. Descriptions of sheet or membrane waterproofing shall be deemed to include additional labour to turn-ups and turn-downs				
	WATERPROOFING TO ROOFS, BASEMENTS, ETC				
	Liquid waterproofing				
1	Two layers of "Derbigum SP" waterproofing on to top of concrete roof	m2	901		
2	"Bituthene 3000" waterproofing, etc. to perimeter of roof, 200mm high	m	305		
	Carried to Collection			R	

	JOINT SEALANTS, ETC				
	Polysulphide sealing compound in				
3	12 x 12 mm Joint including raking out of joint filler or removing strip	m	186		
	Carried to Collection			R	

Section No. 2

Bill No. 5

WATERPROOFING

COLLECTION

	Page No		Amount
Total Brought Forward from Page No.	74		
	75		
Carried Forward to Summary of Section No. 2		R	

Item No		Quantity	Rate	Amount

SECTION 2

BILL NO.6

CARPENTRY AND JOINERY

PREAMBLES

For preambles see "Construction Specifications - General Specification (PW371-A)" and "Construction Specifications - Particular Specification (PW371-B)"

SUPPLEMENTARY PREAMBLES

ROOF TRUSSES

Pre-fabricated metal connected timber roof trusses

All trusses shall be fabricated by an approved truss manufacturer who holds a current Certificate of Competence awarded by the Institute for Timber Construction

Trusses should be handled and erected in accordance with SANS 10243

Timber

Timber for trusses to be South African softwood and shall be in accordance with the grades as defined in SANS Specification No 563 or as defined in SANS Specification No 1460

Bolts

Bolts shall be in accordance with BS 4190 or SANS 135

Carried to Collection R

Shear plates, tooth connectors and split rings

Shear plates, tooth connectors and split rings shall be in accordance with BSS 1759 : 1960 and installed in accordance with the CSIR Publication HOUT 468, "The Design, Manufacturing and Erection of Timber Trusses"

Washers

Square or round washers of the following dimensions shall be used with all bolts:

1 Bolts up to 8mm diameter:
Washers shall be minimum 25mm wide of minimum 2,50mm thickness

2 Bolts up to 12mm diameter:
Washers shall be minimum 36mm wide of minimum 4,00mm thickness

3 Bolts up to 20mm diameter:
Washers shall be minimum 60mm wide of minimum 5,00mm thickness

Metal connector plates

Metal connector plates shall be fabricated out of not less than 1mm thick drawn quality galvanised steel

The steel shall have a minimum yield strength of 228MPa and a minimum ultimate tensile strength of 330MPa. The corrosion resisting coating shall be not less than 275g/m2 commercial class hot dipped galvanising as per SANS 934 before stamping

All connector plates shall have been tested by the CSIR and be of a size capable of transmitting the forces between members of a truss without exceeding the design values published in the CSIR report

Truss construction

Trusses shall be constructed in jigs specially designed to unsure the correct profile, overhangs and cambers

Carried to Collection R

Where metal connector plates are used all joints are to be close fitted butt joints made by precision pressing of the metal connector plates into each side of the joint

Truss design

All trusses shall be designed by a registered Professional Engineer in accordance with SANS 0163 ("Design of Timber Structures") and Code 0160 ("Loadings")

Truss spacing

The truss centres shall be less than or equal to that as described in this bill for each respective truss

Truss pitch

The truss pitch shall be as described in this bill for each respective truss type

Truss loading

Trusses shall be designed for a live load of 0,50kN/m2 and dead load as specified below

Shop drawings, design and erection guarantee certificates

It will be expected from the contractor to timeously prepare, submit and obtain the necessary approvals from the principal agent in respect of the required shop drawings, design and erection guarantee certificates as specified

Dimensions

All dimensions given in the descriptions of the trusses are nominal and actual measurements are to be obtained by actual measurements taken on the site before design or fabrication commences

Carried to Collection R

Erection

All trusses are to be hoisted and erected strictly in accordance with the procedures and recommendations of the manual "The Erection and Bracing of Timber roof Trusses" as published by the Institute for Timber Construction and the CSIR, or the SABS Code of Practice "The Design, Manufacture and Erection of Timber Roof Trusses", or as designed and detailed by the designer

Design system

The design system as documented in this bill is based on the "TRi design 3000" system and all references given in the descriptions are related to specific type of trusses based on this design system

However, the contractors is to note that any design system of similar quality may be used subject to the prior written approval of the principal agent

Both the design and guarantee for the prefabricated timber roof construction complete, (excluding battens and/or purlins) to be designed, constructed and delivered to site by an approved firm of specialists, under a written guarantee, which shall be lodged with the principal agent for approval before the work commence

Rates

Tendered rates to include for the complete roof construction, including the design of the roof construction, all timber of required grade and type shown on the design, all cutting and waste, cutting to the exact lengths and end angles to manufacture the respective truss type, supply of all connector plates, prefabrication of trusses in a jig, checking the completed truss for quality, loading up, transporting to the site of the works (cost of girder trusses to include cost of required metal truss hangers), etc

Carried to Collection R

Section No. 2
Bill No. 6
CARPENTRY AND JOINERY
HEALTH DEPARTMENT
CITY OF TSHWANE

Prices for trusses must also include for:

1. Unloading and storing under cover and protecting from the weather, or handing over to others for unloading and storing as required

2. Hoisting up and erecting the trusses at the required truss centres, truly plumb and square on top of wall plates, all in accordance with site instructions for erection, bracing and holding down and connections supplied by the truss fabricator for use by:

   2.1 themselves (when responsible for erection)

   2.2 others (where applicable)

3. Such site supervision as deemed necessary by the fabricator of the trusses to ensure that all the erection details have been complied with to his satisfaction

Fixing of purlins

All purlins must be properly nailed to roof trusses and thereafter secured to rafters with 2mm thick galvanised wire ties wrapped around rafter with ends tied together and prices for trusses to include therefor

GENERAL CARPENTRY AND JOINERY

Fixing

Items described as "nailed" shall be deemed to be fixed with hardened steel nails or shot pins to brickwork or concrete

Items described as "plugged" shall be deemed to include screwing to fibre, plastic or metal plugs at maximum 600mm centres, and where described as "bolted" the bolts have been given elsewhere

Joinery

Descriptions of frames shall be deemed to include frames, transomes, mullions, rails, etc

Carried to Collection R

Descriptions of hardwood joinery shall be deemed to include pelleting of bolt holes

Particle board

Particle board shall comply with the following specifications:
a) SANS 1300 Particle board: exterior and flooring type
b) SANS 1301 Particle board: interior type

Decorative laminate finish

Decorative laminate finishes shall be glued under pressure

All edge strips shall be butt jointed at junctions with adjacent similar finish

Hardwoods

All hardwoods shall be specially selected, well seasoned, free from sapwood and kiln dried. Meranti shall be Red or Medium Brown Meranti, even in grain and colour, selected from "Standard and Better" quality from Malaysia

Sealing of all abutments

All cupboards, counter tops, shelves, etc. abutting walls, tiled surfaces, etc. to be sealed watertight with an approved silicon sealant along all joints

Tendered rates must make provision for this as no additional claims in this regard will afterwards be entertained

ROOFS ETC

Plate nailed timber roof truss construction

Unless otherwise described, the following specifications will apply:

Carried to Collection R

	1 All trusses to be with a 26° pitch at approximately 750mm centres				
	2 The dead load consists of 420 x 332mm "Marley Monarch Antique" tiles on 38 x 38mm purlins at approximately 320mm centres with either 4 - 9.5mm fibre-cement or plasterboard nailed-up ceilings on 38 x 38mm brandering at 450mm centres or 40mm thick suspended ceilings				
	DOORS ETC				
	Wrought meranti doors hung to steel frames				
	40mm Hardwood framed, braced, ledged and battern door suitable for painting. Hardware according to ironmongery schedule				
1	813 x 2094mm high D7	No	1		
	40mm Hardwood framed, louvred door suitable for painting. Hardware according to ironmongery schedule				
2	1380 x 2094mm high D8	No	3		
	Solid flush panel doors with hardwood faced 10mm hardwood strips on vertical sides to conceal edge to full length , 10mm horizontal hardwood strip to conceal bottom edge for 230mm hung to steel door frame (D2)				
3	813 x 2094mm high D2	No	25		
	Semi-solid flush panel door: hardboard faced 10mm hardwood strips on vertical sides to conceal edge to full length. Door to be purpose-made or adapted to create opening. 10mm horizontal hardwood strips to conceal bottom edge. Hardware according to ironmongery schedule (D3)				
4	813 x 2094mm high D3	No	7		
	Carried to Collection			R	

	Solid flush two panel door: hardboard faced 10mm hardwood strips on vertical sides to conceal edge to full length 10mm horizontal hardwood strip to conceal bottom edge. Hardware according to ironmongery schedule				
5	1380 x 2094mm high D5 - Double door	No	3		
6	1200 x 2094mm high D6	No	1		
	Solid flush panel door: hardboard faced 10mm hardwood strips on vertical sides to conceal edge to full length opening to house louvre, natural anodised, with clip in frame for concealed fixing. matching rear frame for door installation 10mm horizontal hardwood strip to conceal bottom edge. Hardware according to ironmongery schedule				
7	914 x 2094mm high D4	No	3		
	CUPBOARDS, COUNTERS, ETC				
	General				
	All butt edges and edges against walls to be sealed with silicone sealant. All units to supplied and installed complete with approved handles, hinges and other ironmongery as specified				
	Tops are measured elsewhere				
	The following cupboard fittings have been measured as complete units i.e. the components of the units have not been separately measured. The descriptions, therefore, of such units shall be deemed to include all components, assembling, housing, notching, glueing, blocking, planting on and screwing with countersunk screws, edge strips, decorative plastic finish, glass, ironmongery, metalwork, paint or varnish finishes, etc.				
	All joinery must be completed after the architect's approval of samples				
	Refer to the architect's drawing sheets attached for detail and full descriptions				
	Carried to Collection			R	

Cupboards in charge office and fingerprints

General notes on cupboards

Interior and exterior carcasses, shelves, bottoms, backing, etc to be 16mm thick "Supawood" medium density fibre board board (MDF) with white "Melamine" decorative laminate to all exposed surfaces

Shelve edges to be fitted with 16 x 12mm hardwood edge strips, glued and nailed to shelves

Kickplates to be 16mm thick x 100mm high "Supawood" medium density fibre board (MDF) with dark grey "Melamine" decorative laminate to all exposed surfaces

Cupboards, counter and floating shelf in reception

General notes on cupboards, counter and floating shelf

Interior carcasses, shelves, bottoms, etc to be 16mm thick interior grade particle board with white "Melamine" decorative laminate to all exposed surfaces

All exposed carcasses, sides, fronts, backs, doors, etc to be 16mm thick interior grade particle board with "Novaboard Balso Wood" wood grain decorative laminate to all exposed surfaces. All exposed edges to be factory fitted with 3.2mm thick "Novaboard Balso Wood" wood grain PVC edge strips

Backing to be 3.2mm thick "Masonite" with white "Melamine" decorative laminate

Kickplates to be 19mm thick x 75mm high interior grade particle board with brushed aluminium "Melamine" decorative laminate to all exposed surfaces

Floor cupboards generally fitted

Carried to Collection R

	General notes on cupboards				
	Interior carcasses, shelves, bottoms, drawer sides and bottoms, etc to be 16mm thick interior grade particle board with white "Melamine" decorative laminate to all exposed surfaces				
	All exposed carcasses, sides, fronts, backs, doors, drawer fronts, etc to be 16mm thick interior grade particle board with "Novaboard Balso Wood" wood grain decorative laminate to all exposed surfaces. All exposed edges to be factory fitted with 3.2mm thick "Novaboard Balso Wood" wood grain PVC edge strips				
	Backing to be 3.2mm thick "Masonite" with white "Melamine" decorative laminate				
	All cupboards over to be placed where appropriate in a room as per architects recommendations.				
	Kick plates to be 19mm thick x 100mm high interior grade particle board with black "Melamine" decorative laminate to all exposed surfaces				
	Interior particle board with "Formica" decorative laminate with post-formed leading edges				
8	Desk and cupboards by Mr Cupboard or similar approved floor cupboard under tops 1mm FORMICA HPL laminated onto 32mm Chipboard with post formed edges,carcass and shelving to be 16mm Melamine faced chipboard with satin chrome handles. Size 2000mm long x 750mm high x 800mm deep with 300mm wide lockable shelves. All cupboards and drawers to be lockable, cupboards bases to have 100mm satin kick plate elevated from the floor by 10mm. All cupboards to be sealed between floor and cupboards with silicones. (sink elsewhere measured)	m	168		
9	Built in desk under tops laminated onto 32mm Chipboard with post formed edges with satin chrome handles 1350mm long x 750mm high x 450mm deep with 16mm Melamine faced chipboard shelves, Lockable base cupboards	No	12		
	Carried to Collection			R	

10	27 x 75mm SA Pine cleat and chrome 25mm diam tubing centre secured to wall to support top complete with all necessary flanges and accessories.	m	78		
	SHELVING				
	Storage racks in store rooms (all as per detail on architects drawing)				
11	16mm Melamine faced chipboard 450mm deep out of 0,9mm thick materials	m	146		
	Carried to Collection			R	

Section No. 2
Bill No. 6
CARPENTRY AND JOINERY
HEALTH DEPARTMENT
CITY OF TSHWANE

Section No. 2

Bill No. 6

CARPENTRY AND JOINERY

COLLECTION

	Page No		Amount
Total Brought Forward from Page No.	77		
	78		
	79		
	80		
	81		
	82		
	83		
	84		
	85		
	86		
	87		
Carried Forward to Summary of Section No. 2		R	

Item No		Quantity	Rate	Amount

SECTION 2

BILL NO.7

CEILINGS, PARTITIONS & ACCESS FLOORING

PREAMBLES

For preambles see "Construction Specifications - General Specification (PW371-A)" and "Construction Specifications - Particular Specification (PW371-B)"

SUPPLEMENTARY PREAMBLES

Descriptions

Items described as "nailed" shall be deemed to be fixed with hardened steel nails or pins or shot pinned to brickwork or concrete

Items described as "plugged" shall be deemed to include screwing to fibre, plastic or metal plugs at not exceeding 600mm centres, and where described as "bolted" the bolts have been given elsewhere

Ceilings

Unless otherwise described, ceilings shall be deemed to be horizontal

Finishes to suspended ceilings

All finishes to be applied at the factory during the manufacturing process and to be delivered on site "pre-finished" as described. No applying of finishes on site will be allowed

Carried to Collection R

	Electrical light fittings, diffusers, panels, etc. generally are "lay in" units of the same dimensions as the suspension grid described and allowance must be made accordingly for their support inclusive of any flexibility in setting out that may be required (ceiling panels have not been deducted and pricing is to take cognizance thereof)				
	INSULATION				
	Alutherm or similar and approved polyester fibre insulation				
1	50mm Thick laid on top of ceilings	m2	1,541		
	NAILED UP CEILINGS				
2	Ceiling to be 6mm plain ceiling boards, manufactured in accordance with SANS 9001:2000 carrying SANS 803:2005 mark, fixed to 38x50mm battens at 600 centres using 32 x 2.5mm serrated ceiling nails at 150mm, minimum of 12mm from edge of board. All joints to be covered using H profile white PVC jointing strips, all in accordance with the manufacturer's recommendations.	m2	268		
	SUSPENDED CEILINGS				
	Carried to Collection			R	

	Lay-in grid ceiling system with 600 x 1200 x 9mm thick square edged Lafarge Shell White vinyl ceiling tiles, laid on 24 x 35mm high double stitched slotted main tees at 1200mm centres and 24 x 35mm high cross tees at 600mm centres with galvanised exposed face all in colour white, including necessary grids, locking type end clips, fire expansion punchouts to main tees, etc. suspended by 25 x 25 x 1.6mm thick galvanised angle cleats at not exceeding 1200mm centres. Ceiling perimeter to be finished using 34 x 40mm shadow line wall angle, all in accordance with SABISA (South African Building Interior Systems Association) installation guides. Gypsum ceiling access panel comprising 635 x 635mm White epoxy coated aluminium T-profile with 580 x 580mm White epoxy coated steel lay-in pan as supplied,fitted flush to flush plaster steel T-suspension ceiling, pop rivetted through stalk of T-profile frame into prepared ceiling structure material, all in accoordance with the manufacturer's recommendations.				
3	Ceilings including 38 x 38mm sawn softwood brandering at 400mm centres	m2	1,273		
	CORNICES, EDGING, ETC				
	High density polystyrene				
4	Stepped P50 50x50mm two stepped polysterene cornice	m	126		
	"Donn Shadowline" or similar and approved cornices to suspended ceilings				
5	SM25 wall angle	m	928		
	Carried to Collection			R	

Section No. 2

Bill No. 7

CEILINGS, PARTITIONS AND ACCESS FLOORING

COLLECTION

	Page No		Amount
Total Brought Forward from Page No.	89		
	90		
	91		
Carried Forward to Summary of Section No. 2		R	

Section No. 2
Bill No. 7
CEILINGS, PARTITIONS AND ACCESS FLOORING
HEALTH DEPARTMENT
CITY OF TSHWANE

Item No		Quantity	Rate	Amount

SECTION 2

BILL NO.8

FLOOR COVERINGS, PLASTIC LININGS, ETC.

PREAMBLES

For preambles refer to "Specification of Materials and Methods to be used", PW 371

SUPPLEMENTARY PREAMBLES

Floor coverings and wall linings

All floor coverings and linings are to be supplied, laid and sealed complete on a cement screed (screed elsewhere) under guarantee by an approved firm of Specialists

Sealing of joints

All joints between floor coverings and wall linings to be butted and heat welded ensuring the welding agent bonds to more than 70% of the respective sheet thickness

All abutments between floor coverings, wall linings, etc. and other members, ie. fittings, skirtings, corner protectors, etc. are to properly sealed with an approved silicon of an approved colour

Tendered rates must make provision for the above-mentioned as no additional claims in this regards will afterwards be entertained

FLOOR TILES AND SHEETING

Carried to Collection R

	Non- directional Vinyl Sheeting				
1	2mm thick PUR homogeneous fully flexible vinyl floor sheeting manufactured to EN 649, laid in acrylic adhesive spread with a notched trowel at a rate of between 5.5m2 and 6.5m2 per litre, on suitably prepared self-levelling cement screed floors of minimum 4mm thickness, with a hygrometer reading showing a moisture content of less than 70%, with joints welded with a fully flexible coloured welding rod to provide a smooth, hygienic sealed finish and rolled with 68kg articulated floor roller, all in accordance with manufacturer's recommendations	m2	1,657		
2	Vinyl floor coverings on floors in door openings, etc	m2	92		
3	Sport Supreme vinyl sheeting 2mm wide x 6.7mm thick, manufactured in accordance with EN 14904, laid in suitable adhesive spread with a trowel fitted with an A2 notched blade at a rate of between 5.5m2 and 6.5m2 per litre on suitably prepared self levelling screed sub-floor with a hygrometer reading showing a moisture content of less than 70% in accordance with SANS 10070, rolled with 68kg three section metal roller with joints welded with a fully flexible coloured welding rod to provide a smooth, hygienic sealed finish on completion.	m2	153		
4	**Coved Skirting** coved turn ups against wall using 20 x 20mm cove fillet in colour black to be installed with solvent based contact adhesive spread with a brush on both material and working surface all to manufacturer's specifications, Turnup to 200mm height. Finish with CS48 40mm height vinyl caping strip	m	928		
	Super scrapper entrance mat with 13mm gauge, consisting of 100% propylene needle ribs alternated with polyamide brush strips and drainage perforations, loose laid with PVC edging, installed countersunk in a purpose-designed mat-well in accordance with the manufacturer's recommendations. **Colour to be determined**				
	Carried to Collection			R	

	Sundries				
5	Self-levelling cement screed floors of minimum 4mm thickness.	m2	1,657		
	Entrance Met				
6	Super scraper entrance mat with 13mm gauge, consisting of 100% polypropylene needle ribs alternated with plyamide brush strips and drainage perforations, loose laid with PVC edging, installed coutersunk in a purpose-designed met-wet in accordance with the manufactures recommendations. colour to be determined by the project Architect.	m2	31		
	POLISH, SEALERS, ETC				
	Scrub with diluted neutral detergent complying with SABS 825 and rinse thoroughly, allow to dry and apply three coats of a water based floor dressing complying with SABS 1042				
7	On vinyl floor tiles	m2	1,657		
	Carried to Collection			R	

Section No. 2

Bill No. 8

FLOOR COVERINGS, PLASTIC LININGS ETC.

COLLECTION

	Page No		Amount
Total Brought Forward from Page No.	93		
	94		
	95		
Carried Forward to Summary of Section No. 2		R	

Item No		Quantity	Rate	Amount

SECTION 2

BILL NO.9

IRONMONGERY

PREAMBLES

For preambles see " Specification of materials and methods to be used - PW 371"

SUPPLEMENTARY PREAMBLES

Finishes to ironmongery

Where applicable finishes to ironmongery are indicated by suffixes in accordance with the following list:
BS Satin bronze lacquered
CH Chromium plated
SC Satin chromium plated
SE Silver enamelled
GE Grey enamelled
AS Anodised silver
AB Anodised bronze
AG Anodised gold
ABL Anodised black
PB Polished brass
PL Polished and lacquered
PT Epoxy coated
SD Sanded

PELMETS AND CURTAIN TRACKS

SUSPENDED BED CURTAINS, ETC (PROVISIONAL)

Carried to Collection R

	"Extravaganza" or similar and approved				
1	L-shaped hospital cubicle curtain track bed screen rails and curtain to be supplied and installed to manufacturer's specifications`. Rails to be attached through the ceiling via 60x60mm dry wall screws to trusses. Fixing screws installed in main T's, sub T's or through ceiling if required. Ceiling fixture will be reinforced with 38 x 38mm wooden baton. Curtains are to be hung from TW Forwin cubicle rails by means of Acetyl Ruflette hook onto wheeled runners installed in the rails. include necessary end stops and spacers	m	85		
	VIEW PROTECT BURGLAR BARS				
2	30 x 6mm Toughened view protect polycarbonate burglar bars with 100mm spacing between bars and 20mm spacing between bottom bar and counter top all attached to 25 x 25 x 2mm power coated aluminium sections by means of s/s pop rivets. installation as per manufacturer's details	m2	7		
	BLINDS (PROVISIONAL)				
	"Aluvert" with "Ultra Glide" or similar and approved vertical blinds with 25 x 45mm aluminium rail to soffit of window and 90mm wide vertical louvres				
3	Vertical blind with 127mm wide vanes (colour to be selected), to fit 1200x1800 high window with 46mm x 25mm high powder-coated (colour to be selected) top track, fixed to window reveal with Easy-fix clips.	No	70		
	SHELVES ETC				
4	1,2mm Grade 304 18/10 Stainless steel Z series shelving with 3 no. 1200 x 400mm wide solid shelves with 25mm apron to front and sides, 30mm turn up at back of shelf with safety edge on corners, fixed to wall with 2 no.100mm long stainless steel wall band and bolted to wall with anchor bolts	m	14		
	MEDICINE SAFES				
5	Approved wall mounted medicine safe size 700 x 700 x 300mm deep fixed to wall.	No	1		
	Carried to Collection			R	

	LOCKS				
	"Geze" or similar and approved				
	The following locks are in one set with a master key:				
6	Mortice indicator bathroom/WC SET complete stainless steel Code 195/01	No	13		
7	GEZE Bath/WC indicator cylinder 60mm N.PL Code 894-60/78	No	11		
8	GEZE 76mm prof cylinder deadlock 22mm CP Code 342/51	No	23		
9	GEZE 76mm prof cylinder sash lock 22mm CP Code 325/51	No	61		
10	Euro deadlock cylinder N/S S/S 35mm B/S code 642/35	No	6		
11	Euro deadlock cylinder with roller bolt N/S S/S 35mm code 662/35	No	6		
12	5 Pin NP D/CYL 60MM 3K N.PL Code 880-60/78	No	108		
13	Exidor 500 series O/side access device code HA500-LEASR	No	1		
14	Exidor slimline double panic bolt set code HZ595	No	1		
15	GEZE Daytona 19mm/160 x 160 x 1.5/PL cylinder Code EDE/101C	No	61		
16	Flush bolt 150mm ST/C Code 120/150	No	34		
17	Flush bolt 300mm ST/C Code 120/150	No	10		
18	Rebate conversion set for 76mm lock Code 130/81	No	10		
19	Masterkey.	No	5		
	HANDLES, ETC				
	Carried to Collection			R	

	"Geze" or similar and approved				
20	Flush bolt Code AZ3034SR including dust excluding keep for flush bolt N/P Code GZZWDUSTK	Pairs	6		
21	Pull Handle 350CTC flange fixing S/S Code JD213/305F	Pairs	6		
22	Pull Handle offset 350CTC BTB S/S Code JBS209OS/350BTB	Pairs	20		
23	Pull handle on 160 x 160 x 1.6mm cylinder C/O LH S/S Code 075/160CL	No	23		
24	Pull Handle on 160 x 160 x 1.6mm cylinder C/O RH S/S code 075/160/CR	No	23		
25	Pull Handle on 130 x 111 x 19mm cylinder BTB S/S Code JA213/111 BTB	No	10		
26	Pull Handle on 300 x 150 x 6mm Blank stainless steel 6 fix holes Code 079/300/B	No	4		
27	GEZE 76mm prof cylinder deadlock 22mm CP Code 342/51	No	6		
	PUSH PLATES AND KICKING PLATES				
	"Geze" or similar and approved				
28	200mm x DW X 0.9MM Stainless steel kickplate Code 080/200	Pairs	23.0		
	DOOR CLOSERS				
	"Geze" or similar and approved				
29	OH DD/Closer system W/inter Mechanical closing sequence central rail Code AZ3034SR	No	5		
30	2000G-SE OH Door Closer system with guide rail size 2-5 SE Code AZ2003SR	No	11		
31	GEZE TS1500G door closer C/W standard guide rail silv Code AZ1503SR	No	10		
	Carried to Collection			R	

32	4000G/DA/SE O.H door closer delayed closing guide rail 1-5 silver Code AZ4003DA	No	5		
	Sundries				
33	Towel Rail	m	3		
34	Urinal Screen Deodorizer (Lemon 10-case)	No	1		
	"Railman Grabrails" or similar and approved				
35	Stainless steel 604 x 604 x1 06mm Dog leg 2 support grab rail	m	3		
36	Stainless steel 450mm wide straight grab rail	m	3		
	BATHROOM FITTINGS				
37	Stainless steel Tear and Dry paper towel dispenser (Code: DIS-TAIN-062), plugged and screwed to wall with stainless steel screws.	No	49		
38	Solar elbow action soap dispenser including refillable bottle (Code: DIS-SOAPS-046), plugged and screwed to wall with stainless steel screws.	No	36		
39	Stainless steel Solar Soap Dispenser Top Up (Code: DIS-STAIN-018), overall size 114x267x111mm deep, plugged and screwed to wall with stainless steel screws.	No	49		
40	Stainless steel Jumbo toilet roll Dispenser (Code: DIS-STAIN-047),plugged and screwed to wall with stainless steel screws.	No	19		
41	Stainless steel Waste Bin Large (Code: DIS-STAIN-121),plugged and screwed to wall with stainless steel screws.	No	51		
42	Stainless steel Toilet Roll Holders TR2 (Code: DIS-TAIN-008), overall size 102 x 208 x 103mm deep, plugged and screwed to wall with stainless steel screws	No	2		
	Carried to Collection			R	

	WALL MOUNTED WRITING AND PINNING BOARDS				
43	1200 x 1200 white marking boards supplied and installed complete	No	10		
44	Pinning board, PFX Stain SHield Fibre, size 1200 x 900 x 9mm thick needle punch 2,50m wide broadloom carpet, with SABS class 3 fire rating, fibre weight 335g/m2 and a total weight 2435g/m2. Glued to back board, Manufactured accordance with SANS 1415:2005, all installed by approved installer in accordance with SANS 10186:2000, the code of textile practice for textile floor coverings	No	60		
	SUNDRIES				
	"Geze" or similar and approved				
45	Stainless steel floor door stop Code 140/69	No	104		
46	5.4mm Patent F/screw NP 40-55mm for P/Plates code 963/03	No	352		
47	Patent fix screws M5 for door closers Code ND0501	No	90		
48	Hat and coat hook with rubber buffer stainless steel Code 154/69	No	30		
49	Dust excluding keep for flush bolt N/P Code GZZWDUSTK	No	16		
50	GEZE TS500 NV double action floor spring comes complete Code BZ501NVSS	No	14		
	"Floorworx Intrad" or similar approved RG 150 wall protection systems and RG 80 corner protection system fitted to walls with PVC brackets				
	Carried to Collection			R	

	Wall and Corner protection to be high impact wall and corner protection system, comprising 200mm high x 29mm deep lipped channel profile clipped onto 25mm wide uPVC brackets , plugged and screwed to solid brick wall at maximum 400mm centres, including all necessary external corners, joining blocks and stop ends, corner protectors and door protectors, to be installed strictly in accordance with manufacturer's recommendations. colour to be determined				
51	Corner protectors	No	96		
52	200 x 29mm PVC bumper rail, plugged	m	245		
	LETTERS, NAMEPLATES, ETC (Provisional)				
	Tenderers are referred to the architect's detail drawing sheets 62 to 64 attached/annexed to these bills of quantities				
	"Union" or similar and approved 152 x 152mm stainless steel single sided engraved framed signage screwed to doors				
	Signs on doors				
53	Male gender sign	No	6		
54	Female gender sign	No	6		
55	Paraplegic symbol	No	3		
56	GEZE stainless steel P/PL 160 X 160 X 1.2mm E/M&F Code 079/160E/MF	No	14		
57	GEZE stainless steel P/PL 160 X 160 X 1.2mm E/PAR Code 079/160E/P	No	3		
58	GEZE stainless steel P/PL 160 X 160 X 1.2mm E/INFAN Code 079/160E/E/I	No	1		
	Carried to Collection			R	

59	GEZE stainless steel P/PL 160 X 160 X 1.2mm E/MALE Code 079/160E/M	No	2		
60	GEZE stainless steel P/PL 160 X 160 X 1.2mm E/FEM Code 079/160E/F	No	2		
	All sign plates, and door numbers are to be with 3mm engraved blue perspex with white lettering 35mm high				
61	"SECURITY" sign plate drilled and screwed to door with chromium plated domeheaded screws	No	1		
62	"SEARCH ROOM " sign plate drilled and screwed to door with chromium plated domeheaded screws	No	1		
63	"SERVER ROOM" sign plate drilled and screwed to door with chromium plated domeheaded screws	No	1		
64	"HELP DESK ROOM" sign plate drilled and screwed to door with chromium plated dome headed screws	No	1		
65	"ADMIN ROOM" sign plate drilled and screwed to door with chromium plated domeheaded screws	No	1		
66	"RECORDS ROOM" sign plate drilled and screwed to door with chromium plated domeheaded screws	No	1		
67	"DATA CAPTURE" sign plate drilled and screwed to door with chromium plated domeheaded screws	No	1		
68	"TRIAGE" sign plate drilled and screwed to door with chromium plated dome headed screws	No	1		
69	"ISOLATION ROOM" sign plate drilled and screwed to door with chromium plated dome headed screws	No	1		
70	"FACILITY MANAGER" sign plate drilled and screwed to door with chromium plated domeheaded screws	No	1		
71	"DOCTOR ROOM 1" sign plate drilled and screwed to door with chromium plated domeheaded screws	No	1		
72	"DOCTOR ROOM 2" sign plate drilled and screwed to door with chromium plated domeheaded screws	No	1		
	Carried to Collection			R	

Section No. 2
Bill No. 9
IRONMONGERY
HEALTH DEPARTMENT
CITY OF TSHWANE

73	"COUNSELLING 1" sign plate drilled and screwed to door with chromium plated domeheaded screws	No	1		
74	"COUNSELLING 2" sign plate drilled and screwed to door with chromium plated domeheaded screws	No	1		
75	"STORE ROOM 1" sign plate drilled and screwed to door with chromium plated domeheaded screws	No	1		
76	"STORE ROOM 2" sign plate drilled and screwed to door with chromium plated domeheaded screws	No	1		
77	"CONSULTING ROOM 1" sign plate drilled and screwed to door with chromium plated domeheaded screws	No	1		
78	"CONSULTING ROOM 2" sign plate drilled and screwed to door with chromium plated dome headed screws	No	1		
79	"STORE ROOM 3" sign plate drilled and screwed to door with chromium plated domeheaded screws	No	1		
80	"CLEANER'S STORE" sign plate drilled and screwed to door with chromium plated domeheaded screws	No	1		
81	"ANTENATAL ROOM 1" sign plate drilled and screwed to door with chromium plated domeheaded screws	No	1		
82	"ANTENATAL ROOM 2" sign plate drilled and screwed to door with chromium plated domeheaded screws	No	1		
83	"FAMILY PLANNING ROOM 1" sign plate drilled and screwed to door with chromium plated domeheaded screws	No	1		
84	"FAMILY PLANNING ROOM 2" sign plate drilled and screwed to door with chromium plated dome headed screws	No	1		
85	"CHILDHEALTH 1" sign plate drilled and screwed to door with chromium plated dome headed screws	No	1		
86	"CHILDHEALTH 2" sign plate drilled and screwed to door with chromium plated domeheaded screws	No	1		
	Carried to Collection			R	

87	"CHILDHEALTH 3" sign plate drilled and screwed to door with chromium plated domeheaded screws	No	1		
88	"HYPERTENSION" sign plate drilled and screwed to door with chromium plated domeheaded screws	No	1		
89	"DIABETES" sign plate drilled and screwed to door with chromium plated domeheaded screws	No	1		
90	"STORE ROOM 4" sign plate drilled and screwed to door with chromium plated domeheaded screws	No	1		
91	"PRE ART" sign plate drilled and screwed to door with chromium plated domeheaded screws	No	1		
92	"ART 1" sign plate drilled and screwed to door with chromium plated domeheaded screws	No	1		
93	"ART 2" sign plate drilled and screwed to door with chromium plated domeheaded screws	No	1		
94	"CONSULTING ROOM 1" sign plate drilled and screwed to door with chromium plated dome headed screws	No	1		
95	"CONSULTING ROOM 2"sign plate drilled and screwed to door with chromium plated dome headed screws	No	1		
96	"CONSULTING ROOM 3" sign plate drilled and screwed to door with chromium plated domeheaded screws	No	1		
97	"CONSULTING ROOM 4" sign plate drilled and screwed to door with chromium plated domeheaded screws aded screws	No	1		
98	"CONSULTING ROOM 5" sign plate drilled and screwed to door with chromium plated domeheaded screws	No	1		
99	"SPUTUM BOOTHS ROOM 5" sign plate drilled and screwed to door with chromium plated dome headed screws	No	1		
	Carried to Collection			R	

100	"BOARDROOM" sign plate drilled and screwed to door with chromium plated domeheaded screws	No	1		
101	"STAFF ROOM" sign plate drilled and screwed to door with chromium plated domeheaded screws	No	2		
102	"LINEN STORE" sign plate drilled and screwed to door with chromium plated domeheaded screws	No	1		
103	"EQUIPMENT STORE" sign plate drilled and screwed to door with chromium plated dome headed screws	No	1		
104	"BULK STORAGE" sign plate drilled and screwed to door with chromium plated dome headed screws	No	1		
105	"TREATMENT" sign plate drilled and screwed to door with chromium plated dome headed screws	No	1		
106	"EMERGENCY" sign plate drilled and screwed to door with chromium plated dome headed screws	No	1		
107	"PHLEBOTOMY" sign plate drilled and screwed to door with chromium plated domeheaded screws	No	1		
108	"MEDICAL WASTE" sign plate drilled and screwed to door with chromium plated dome headed screws	No	1		
	Carried to Collection			R	

109	"RECEIVING" sign plate drilled and screwed to door with chromium plated domeheaded screws	No	1		
110	"ARCHIVE" sign plate drilled and screwed to door with chromium plated dome headed screws	No	1		
111	"OFFICE" sign plate drilled and screwed to door with chromium plated dome headed screws	No	1		
112	"PRIVATE COUNSELLING ROOM" sign plate drilled and screwed to door with chromium plated dome headed screws	No	1		
	EXTERNAL SIGNAGE				
113	Allow the Prime Cost amount of R 50 000.00 for "LUSAKA CLINIC - PRIMARY HEALTH CARE CLINIC" signage on boundary wall and the main entrance of the clinic	No	1		
	STEEL LOCKERS, BENCHES, ETC				
	"Greenfield" or similar and approved steel lockers with standard baked enamel finish				
114	2T locker (code: CSL/CHPL/304/2), size 300 x 450 x 1900mm high(1800mm locker and 100mm plinth) comprising 8mm compact high pressure laminate white carcasses with 12mm grey compact high pressure laminate doors including auto return hinges (Code: CS SH/E112) and D shaped keeps (Code: CSLJ/LK/3) for padlocks, lock cover plate and handles (Code: CSLJ/LH/9). manufactured in accordance with SANS-ISO 4586-1995 parts 1,4,6 and 7 and BS-EN 438-4:2005	No	15		
	VISITOR SEATING				
	Carried to Collection			R	

	Benches				
	"Masakhane Seating (Pty) Ltd" or equal approved				
115	Seating unit of two seater perforated stainless steel contoured seat and backrest sections complete with side frames, mounted on a steel beam with armrest and foot piece on extreme ends of unit, fixed to floor. Arms should only be present at either end of the unit; no intermediate arms. Legs and arms to be chrome-plated (supplier to indicate the base metal or alloy and the thickness of chrome-plating). Legs to have built-in non-removable levelling feet, of non-corroding, non-disintegrating material. Must withstand cleaning with dilute bleach or 10% glutaraldehyde solution. Specify method by which levellers are attached to legs. Horizontal frame bar of mild steel, chromed or epoxy powder-coated (comply with Type 2 of SANS 1274). Supplier to indicate steel thickness. Supplier to indicate available colours of powder coating. Extruded bar acceptable provided no decrease in tensile strength. Seat and backrest: stainless steel preferred. Supplier to provide option for cold rolled steel, powder coated silver finish. Seat and backrest may be one or two-piece, depending on design. In either case, all edges must be rigidly supported by the frame of the individual seat, such that the edge of the rolled sheet metal is not loose (enclosed edge preferred). Seat frames to be individually attached to the horizontal frame bar. Supplier to declare mode of attachment.	No	6		
116	Seating unit of three seater, ditto	No	1		
117	Seating unit of four seater, ditto	No	1		
118	Seating unit of five seater, ditto	No	45		
	BABY CHANGING STATIONS				
	Carried to Collection			R	

	Baby changing station design withstands heavy duty up to 18kg, steel-on-steel hinges with 10 gauge steel mounting supports to wall and child protection strap features snap-lock fastener to hold child secure, etc and all in accordance to manufacturer's specification.				
119	Horizontal, Size 889 mm wide x 102mm deep x 558.8mm height.	No	4		
	Child protection seat design withstands static loads up to 68kg with safty straps extend over shoulders and between legs including all mounting hardware, etc and all in accordance to manufacturer's specification.				
120	Child protection seat, Size 305 mm wide x 146mm deep x 483mm height.	No	4		
121	Sanitary liners per box.	No	4		
	Carried to Collection			R	

Section No. 2

Bill No. 9

IRONMONGERY

COLLECTION

	Page No		Amount
Total Brought Forward from Page No.	97		
	98		
	99		
	100		
	101		
	102		
	103		
	104		
	105		
	106		
	107		
	108		
	109		
	110		
Carried Forward to Summary of Section No. 2		R	

Item No		Quantity	Rate	Amount

SECTION 2

BILL NO.10

METALWORK

PREAMBLES

For preambles see "Construction Specifications - General Specification (PW371-A)" and "Construction Specifications - Particular Specification (PW371-B)"

SUPPLEMENTARY PREAMBLES

Primer

All surfaces of steelwork cleaned and prepared by wire brushing in accordance with SANS 10064 and all surfaces shall be painted with approved factory etch primer to a minimum dry film thickness of 30 micrometres before leaving the workshop of the manufacturer

All scratches, chips or blemishes to be made good on site after erection

All rates tendered must make provision for this as no claim will afterwards be entertained.

Descriptions

No allowance has been made in the mass of steel for rolling margins, rivets, additional materials in welding, decorative or protective treatment nor constructional aids

Carried to Collection R

Descriptions of bolts shall be deemed to include nuts and washers

Descriptions of expansion anchors and bolts and chemical anchors and bolts shall be deemed to include nuts, washers and mortices in brickwork and concrete

Metalwork described as "holed for bolt(s)" shall be deemed to exclude the bolts unless otherwise described

Welded joints and intersections

Prices of continuous rails shall include for welded joints in the length and prices of instersections shall include all cutting, mitring, scribing, shaping, etc

Bends, knees, ramps and the like to continuous rails shall be forged and rounded to approved radii

Prices for balustrades, burglar guards and the like shall include for framed and welded joints at instersections

Screws and bolts

Screws and bolts shall be of corresponding metal and colour and heads of screws shall be countersunk. Self-tapping screws shall, unless described otherwise, be used for srewing items items to adjoining metalwork. Stainless steel screws shall be used for fixing aluminium

Items fixed to adjoining metalwork with rivets, self-tapping screws, machine screws, etc shall include all necessary drillings

Where bolting is specified, projecting shank ends of bolts shall be cut off flush and left smooth

Door frames

Unless otherwise described, the following shall be applicable on all door frames:

- Frames shall be double rebated suitable for 40mm thick doors

Carried to Collection R

	- One jamb of all frames for single doors shall be factory prepared for striking plate of mortice lock				
	- All frames shall be factory fitted with three washered butt hinges for each door				
	- All frames shall be treated with one coat factory applied metal primer complying with SANS Specification 909				
	Striking plates for door frames				
	Striking plates to be of chromium-plated type, unless otherwise described				
	Sealing of all abutments				
	All windows, etc. abutting face brick walls, etc. to be sealed watertight with an approved silicon sealant along all joints and prices to allow therefore				
	PRESSED STEEL DOOR FRAMES				
	1.2mm mild steel standard double rebate for 115 and 230mm wall, double swing door frame.				
1	Frame for door 1380 x 2094mm high (D5)	No	6		
	GALVANISED STEEL WINDOWS, SCREENS, ETC				
	Tenderers are referred to the architect's detail drawing sheets attached/annexed to these bills of quantities				
	Welded "Screenex" or "Betafence 358" doubleskin "Zincalu" steel overhead mesh screens as per architect's drawings				
2	3100 x 2500mm (maximum) panels laid in 50 x 50 x 5mm thick angle section frames including 40 x 40 x 3mm thick angle section framing and supports, 90 x 90 x 6mm thick flat section wall and intermediate brackets, 200 x 100 x 22.4 kg/m and 254 x 146 x 31.1 kg/m beams, etc, installed complete (refer to layout on architect's drawing)	m2	87		
	Carried to Collection			R	

	Solar Shedding				
3	1479 x 2600mm (maximum) panels fixed to sub support structure which consists of 25mm2 SHS up to 76 x 38mm RHS with a thickness of 1.6mm. All clamps and bracket consists of 2mm flat sheet metal bent and shaped to desired length. The G11 stringer consists of 0,8mm zinkalume coil pressed into 50 angel shape ranging from 95mm to 125mm pitches in 5mm increments. The A7 louvre is shaped by an 8 stage cold roller forming machine from 150 x 0,55mmcolorlume coil and are rolled to desired lengths 6m. the louvre to clip onto G11 stringer. All sections should go through a electro galvanising process before being power coated with final black paint. (refer to layout on architect's drawing)	No	20		
	BURGLAR BARS				
4	12mm Diameter powder coated horizontal steel bars in 25 x 25mm powder coated frame. frame to be bolted into reveals of windows.	m2	123		
	GALVANISED STEEL DOORS, GATES, ETC				
	Tenderers are referred to the architect's detail drawing sheets attached/annexed to these bills of quantities				
	Welded gates				
5	Steel gate 1500 x 2125mm high gate consisting of 1. 50 x 50 x 2.5mm square tubing 2. 50 x 50 x 2.5mm rectangular tubing 3. 80 x 80 x 2.5mm mild steel plate welded to frame and fastened to wall with expansion bolts 4. 3 suitable swing back hinges per gate welded to steel plate and frame 5. 5mm thick lugs welded to gate suitable for locking by means of padlock, enclosed in cut off 100mm diam. 120mm long mild steel section to make the padlock and lugs tamper proof 6. Steeledale Mesh galvanised welded industrial mesh size 25 x 13mm with 2mm thick wire.	No	7		
	Carried to Collection			R	

6	Steel gate 813 x 2100mm high gate consisting of 1. 50 x 50 x 2.5mm square tubing 2. 50 x 50 x 2.5mm rectangular tubing 3. 80 x 80 x 2.5mm mild steel plate welded to frame and fastened to wall with expansion bolts 4. 3 suitable swing back hinges per gate welded to steel plate and frame 5. 5mm thick lugs welded to gate suitable for locking by means of padlock, enclosed in cut off 100mm diam. 120mm long mild steel section to make the padlock and lugs tamper proof 6. Steeledale Mesh galvanised welded industrial mesh size 25 x 13mm with 2mm thick wire.	No	1		
	"Mentis Rectagrid" type RS40 (42.88kg/m2) or similar and approved galvanised steel catch pit gratings with 40 x 4.5mm bearer bars and 7.5mm diameter transversal bars at 40mm centres				
7	Grating on the main entrance	m2	7		
	SUNDRY STEELWORK				
	Welded framed brackets for shelves				
8	Double slat wall band as by acrow or similar approved 2130mm long with shelf support brackets 450mm deep as by acrow or similar approved with 16mm melamine chipboard 450mm deep out of 0,9mm thick material on 100 x 100mm steel hollow tube supplied with all necessary flanges for fixing to ground and ceiling as per detail on architects drawing.	m	29		
	BULK HEAVY DUTY FAST LANE SHELVING STORAGE RACKS				
9	Allow provisional amount of R500,000.00 for complete supply and erections of heavy duty shelving as per Architectures specifications.		Item		500,000.00
	Waste mesh				
10	50 x 50 x 2,5mm Rectangular tubing frame fixed to wall with bolts on internal façade with Steeledale or similar approved galvanised industrial mesh size 25 x 13 x 2mm thick wire welded to frame	m2	3		
	Carried to Collection			R	

11	10mm expansion bolt	No	12		
	STEEL ROLLER SHUTTERS ETC				
	Powder coated roller shutters fixed to brickwork or concrete				
12	Powder coated RH40 roller shutter with vented slats to fit opening 965 x 1034mm high all to be fully motorized with manual override. . 30 x 6mm burglar bars with 100mm spacing between bars attached to 25 x 25 2mm powder coated aluminium sections by means of s/s pop rivets. Installed as per manufacturer's specification	No	5		
13	Electrically operated rolerstyle power coated roller shutter with vented slats to fit 3000 x 2200mm high opening, face mounted internally with manually operated emergency override	No	1		
	NATURAL ANODISED ALUMINIUM LOUVRE UNITS				
	"Zenith Chevron Grill" fixed louvre units fixed to wooden doors				
	"NTY" or similar and approved				
14	Purpose made fixed steel louvre type ALU 400 x 300mm high (D4) Code 169475	No	19		
	ALUMINIUM WINDOWS, DOORS, ETC				
	Manufacturing of aluminium doors, windows, shopfronts, etc				
	All aluminium doors, windows, shopfronts, etc. are to be manufactured, supplied and installed complete under guarantee by an approved firm of specialists and shall comply with AAAMSA Category 2 and BS1474 design criteria and be in accordance with SANS ISO 9002				
	The following documents, certificates, guarantees, etc. shall be provided and the necessary approvals obtained from the principal agent prior to commencement of any fabrication and/or work on site:				
	Carried to Collection			R	

1 A complete set of workshop drawings as prepared by manufacturer of the aluminium doors, windows and shopfront units

2 A copy of the relevant AAAMSA Performance Test Certificate from the manufacturer supplying the architectural aluminium product

3 A Certificate of Conformance confirming that anodizing or powder coating has been processed in accordance with SANS 999 and SANS 1578 respectively

4 Where applicable, a powder gcoating uarantee of not less than ten years issued by the manufacturer against peeling and discoloration. The specific conditions contained in this guarantee shall form part of the powder coating process

5 A Certificate of Conformance confirming that glazing has been installed in accordance with Part N of the N.B.R., SANS 10137, SANS 10400, SANS 1263 and AAAMSA Selection Guide for Safety Glazing Materials, ensuring that safety glazing materials have been installed in the mandatory areas and that each individual pane of safety glazing materials has been permanently marked

6 A warranty from the manufacturer of the laminated safety glass and/or hermetically sealed glazing units guaranteeing the products against delaminating and colour degradation for a period of not less than ten years

Approved workshop drawings, design and guarantee certificates

It will be regarded the contractor's responsibility to timeously prepare, submit and obtain the necessary approvals from the principal agent in respect of the required workshop drawings and specified design and guarantee certificates

Carried to Collection R

Building in

Tendered rates for doors, windows, shopfronts, etc., should include for the setting up and builing in position in brickwork or concrete with all abutments, joints, etc. sealed with approved coloured silicon joint sealant and to be left completely water tight

Upon completion of the works, all doors, windows, shopfronts, etc., are to be properly serviced and rendered in a complete and satisfactory state of repair and working order

Protection

Doors, windows, shopfronts, etc. shall be supplied with protective tape and plastic and must be erected, wherever practicable, as near to the end of the contract period as possible to minimise the danger of possible damages. Protective material must be maintained during the course of the project to ensure protection against possible damages, deterioration or discolouration caused by movement of personnel, mortar droppings, varnish, wax, paint, etc., all to the entire satisfaction of the principal agent and shall be removed only once surrounding trades have been completed

Glazing

All glazing and thicknesses thereof shall comply with SAGGA regulations irrespective of thicknesses described and/or shown on the drawing or schedules

Tendered rates must cater for glazing with all glass/frame abutments being be sealed with and including proprietary type neoprene extruded gaskets, well fitted and with fair cut mitres at corners. Care must be taken to ensure that all neoprene extruded gaskets do line up with the glazing rebates of frames

Ironmongery

- **Windows:**

All windows to be fitted with approved concealed friction stays, handles and wedges

Carried to Collection R

- **Hinges:**

Unless otherwise described, swing doors are to be hung on one-and-half pairs aluminium hinges with 399 Series stainless steel pins, nylon bushes and stainless steel washers per leaf

- **Flush bolts:**

Double, sliding and sliding/stacking doors shall be factory fitted with and including approved 200mm flush bolts at bottom and flush bolts of suitable lengths to facilitate easy access at top

- **Furniture:**

All other furniture (ie. door locks, door handles, door closers, door stops, etc) are descibed and provided for elsewhere in this document

Tendered rates must make provision for the above-mentioned as no additional claims in this regard will afterwards be entertained

Dimensions

All dimensions given in the descriptions of the aluminium windows, door, etc.are nominal and actual measurements are to be obtained or taken on the site before fabrication commences

Dimensions as quoted for the itemised doors, windows, shopfronts, etc. shall take precedence should any dimension on drawings be inconsistent with dimensions referred to in the items hereunder

Drawings for shopfronts, windows, doors, etc

Full scale drawings of the above-mentioned can be viewed at and/or obtained, during normal office hours, from the principal agent

Carried to Collection R

Section No. 2
Bill No. 10
METALWORK
HEALTH DEPARTMENT
CITY OF TSHWANE

	Tenderers are referred to architect's drawings annexed to these bills of quantities/accompanying these bills of quantities for tender purposes				
	Purpose made aluminium and glass frame door with fixed window sections and anodized aluminium finish. Door fittings include floor springs and handles all to ironmongery schedule. **Glazing to be GSA Smartglass 6.38mm safety glass, complying with SANS 1263 Part 1, 2, or 3 with name of manufacturer permanently marked on each sheet visible after glazing.**				
15	1380 x 3200mm high D1	No	1		
	MISCELLANEOUS				
	SHOWER CUBICLE DOORS				
	'Alu door' natural anodised aluminium shower cubicle door and 90 degrees side panel with hinges, cleats, stops, etc and 4mm toughened obscure safety glass plugged to tiled walls				
16	Door and fixed side panel 1800mm high overall for 1400mm shower tray	No	2		
	Carried to Collection			R	

Section No. 2

Bill No. 10

METALWORK

COLLECTION

	Page No		Amount
Total Brought Forward from Page No.	112		
	113		
	114		
	115		
	116		
	117		
	118		
	119		
	120		
	121		
Carried Forward to Summary of Section No. 2		R	

Item No		Quantity	Rate	Amount

SECTION 2

BILL NO.11

PLASTERING

SUPPLEMENTARY PREAMBLES

PREAMBLES

For preambles see "Construction Specifications - General Specification (PW371-A)" and "Construction Specifications - Particular Specification (PW371-B)"

SUPPLEMENTARY PREAMBLES

Preparatory work

Surfaces shall be clean and free from oil and thoroughly wetted directly before any plastering or other in-situ finishes are commenced. Concrete surfaces shall be slushed with a mixture of one part cement and one part coarse sand or otherwise treated to form a proper key. Preparatory coats shall be thoroughly scored and roughened to form a proper key

Finish

All coats of paving and plastering shall be executed in one operation without any blemishes

Carried to Collection R

Granolithic

Granolithic shall be cured for at least seven days after laying

Coloured granolithic shall be carried out in two coats in one operation and shall be tinted to the required colour with approved colouring pigment mixed into the finishing coat. Under no circumstances is the pigment to be sprinkled on and trowelled in after the granolithic is laid

Granolithic shall be divided into panels not exceeding 6m2 with V-joints and deep trowel cuts

Granolithic to stairs shall include non-slip reedings to treads

Skirtings

Skirtings shall not exceed 25mm thick and shall have a fair edge with arris or rounded external angle at top edge or V-joint to finish flush with plaster and coved or square juntion with floor finish

Plaster

All plaster, other than skim plaster, shall not be less than 10mm and not more than 20mm thick

General

Rates for plastering described as being on walls shall include concrete columns, beams and lintels flush with the face of the wall

Textured finishes

All textured finishes are to be applied to the satisfaction of the principal agent and executed by an approved firm of specialists, all strictly in accordance with the materials supplied and methods employed by the manufacturer

Carried to Collection R

	Preparatory work for textured finishes				
	Textured finishes to be applied to surfaces as described. Rates tendered are to include for all necessary priming, preparatory work, etc				
	All surfaces are to be inspected and approved by the principal agent prior any work is commenced				
	SCREEDS				
	Cement plaster screeds finished with wooden trowelled to falls on concrete				
1	30mm Thick on floors and landings	m2	249		
	GRANOLITHIC				
	Untinted granolithic on concrete (degree of accuracy grade III)				
2	30mm Thick on floors	m2	36		
3	Skirtings 75mm high	m	37		
	INTERNAL PLASTER				
	12mm steel trowelled cement plaster				
	Prepare for and Prime with one coat Professional Water Based Plaster Primer (PEP 850) with an overcoating time of 2 hours and finish with two coats Professional Matt (PEV 1200) with 2 hours drying time between coats, for a maintenance cycle of 7 years				
4	On walls	m2	19		
5	On narrow widths	m2	13		
	Carried to Collection			R	

Section No. 2

Bill No. 11

PLASTERING

COLLECTION

	Page No		Amount
Total Brought Forward from Page No.	123		
	124		
	125		
Carried Forward to Summary of Section No. 2		R	

Item No		Quantity	Rate	Amount

SECTION 2

BILL NO.12

TILING (PROVISIONAL)

PREAMBLES

For preambles see "Construction Specifications - General Specification (PW371-A)" and "Construction Specifications - Particular Specification (PW371-B)"

SUPPLEMENTARY PREAMBLES

Descriptions

Unless described as "fixed with adhesive to plaster (plaster elsewhere)" descriptions of tiling on brick or concrete walls, columns, etc shall be deemed to include 1:4 cement plaster backing and descriptions of tiling on concrete floors etc shall be deemed to include 1:3 plaster bedding

Prices

Prices are to include for all cutting and waste, cleaning off upon completion and protection from damages. Areas are measured net to face of bare brickwork and concrete. Any additional area caused by the thickness of tiling and screed are to be allowed for in prices

Carried to Collection R

	General				
	Tiles, mosaics, etc shall be even in shape and size, free from cracks, twists or blemishes and uniform in colour				
	Surfaces shall be clean and free from oil and thoroughly wetted directly before any tiling is commenced. All surfaces shall be prepared as per manufacturer's instructions to form a proper key				
	Where tiles are fixed to plaster or screeds with an adhesive, the adhesive shall be as recommended by the manufacturer of the tiles. Joints shall be straight, continuous and flush pointed with an approved grouting compound				
	WALL TILING				
	Ceramic wall tiles with 4 PEI Rating, size 300x300x7mm thick, fixed to internal wall rough plaster with Professional tile adhesive mixed with Bond in lieu of water with joints continuous in both directions, and grouted with grey tile grout. Excess grout on the surface to be cleaned out with water as the work proceeds.				
1	To walls.	m2	150		
2	Narrow widths not exceeding 150 mm wide.	m2	35		
	Ceramic Mixes mesh backed mosaics, size 23 x 23 4mm thick tiles, sheet size 300 x 300mm fixed mesh side down to internal plastered wall with tile adhesive mixed with bonding liquid in lieu of water, laid with joints continuous in both directions with tile grout applied with flexible spatula, excess grout to be removed with damp sponge and tiles to be washed off with "Clint Grout remover" once grout has cured. Colour to be determined, include 10 x 10mm aluminium tube all around mosaic.				
3	Mosaic tiling on the walls as features	m2	88		
	Sundries				
4	Mosaic tiling in showers to falls	m2	3		
	Carried to Collection			R	

	FLOOR TILING				
	Non-slip ceramic floor tiles with 4 PEI rating, size 300 x 300 x 7mm thick, fixed to internal floor screed with professional tile adhesive mixed with Bond in lieu of water, with joints continuous in both directions, and grouted with grey tile grout. Excess grout on the surface to be cleaned with water as work proceeds				
5	Ceramic tiles	m2	46		
	Non-slip ceramic floor tiles with 4 PEI rating, size 600 x 600 x 7mm thick, fixed to internal floor screed with professional tile adhesive mixed with Bond in lieu of water, with joints continuous in both directions, and grouted with grey tile grout. Excess grout on the surface to be cleaned with water as work proceeds				
6	Ceramic tiles	m2	200		
	Non-slip full body Porcelain floor tiles, size 600 x 600 x 7mm thick, fixed to external floor screed with professional tile adhesive mixed with Bond in lieu of water on concrete surface bed to a minimum of 1:50 falls in accordance with SANS 1200 D Degree of accuracy I with joints continuous in both directions and grouted with grey professional tile grout. Excess grout on the surface to be cleaned with water as work proceeds.				
7	Porcelain External tiles	m2	280		
	Wall and Corner protection to be high impact wall and corner protection system, comprising 200mm high x 29mm deep lipped channel profile clipped onto 25mm wide uPVC brackets , plugged and screwed to solid brick wall at maximum 400mm centres, including all necessary external corners, joining blocks and stop ends, corner protectors and door protectors, to be installed strictly in accordance with manufacturer's recommendations. colour to be determined				
8	Corner protectors	No	96		
	Carried to Collection			R	

9	200 x 29mm PVC bumper rail, plugged	m	245		

Carried to Collection R

Section No. 2
Bill No. 12
TILING
HEALTH DEPARTMENT
CITY OF TSHWANE

Section No. 2

Bill No. 12

TILING

COLLECTION

	Page No		Amount
Total Brought Forward from Page No.	127		
	128		
	129		
	130		
Carried Forward to Summary of Section No. 2		R	

Item No		Quantity	Rate	Amount

SECTION 2

BILL NO.13

PLUMBING AND DRAINAGE (PROVISIONAL)

SUPPLEMENTARY PREAMBLES

Regulations

All drainage and sanitary work shall be executed in accordance with the regulations of the Local Authority. Only registered plumbers and drainlayers shall be employed on any plumbing and drainage work on this contract

Prices

Prices must include for arranging joints at convenient points, embedding in concrete of for rough cutting around brickwork as the work proceeds

No distinction has been made between pipes chased in walls, fixed in ceilings, roofs, floors, columns, slabs, etc or for different finishes to these elements and has been described as "pipes".

Prices shall therefore include for all holderbats, brackets, clips, bands, etc and building in or chasing of same, holes through brickwork, concrete, etc and for making good facings, plaster, granolithic and other in-situ finishes as necessary

Prices to fixing of sanitary fittings etc shall include for setting up and fixing in position as described, joints to soil, waste and supply pipes as the case may be, making good finishes around and for protecting fittings from injury during subsequent building operations

Carried to Collection R

Excavations

Prices for all excavations must include for necessary staging and for the risk of collapse of excavation side and also keeping excavations free from water

Laying, backfilling, bedding, etc. of pipes

Pipes shall be laid and bedded and trenches shall be carefully backfilled in accordance with manufacturers' instructions

Where no manufacturers' instructions exist pipes shall be laid in accordance with clauses 5.1 and 5.2 of each of the following:
SANS 1200 L : Medium-pressure pipelines
LD : Sewers
LE : Stormwater drainage
Pipe trenches etc shall be backfilled in accordance with clauses 3, 5.5, 5.6, 5.7 and 7 of SANS 1200
DB : Earthworks (Pipe trenches)
Pipes shall be bedded in accordance with clauses 3.1 to 3.4.1, 5.1 to 5.3 and 7 of SANS 1200
LB : Bedding (Pipes).
Unless otherwise described bedding of rigid pipes shall be class B bedding

Compacting

Filling for all types of pipes described as "under solid floors, etc." shall be done with approved backfilling and compacted to 93% Mod. AASHTO density, unless otherwise described

uPVC pipes and fittings

Sewer and drainage pipes and fittings shall be jointed and sealed with butyl rubber rings Soil, waste and vent pipes and fittings shall be solvent weld jointed

Carried to Collection R

Section No. 2
Bill No. 13
PLUMBING & DRAINAGE
HEALTH DEPARTMENT
CITY OF TSHWANE

Copper pipes

Pipes shall be hard drawn and half-hard pipes of the class stated. Class 0 (thin walled hard drawn) pipes shall not be bent. Class 1 (thin wall half-hard), Class 2 (half-hard) and Class 3 (heavy walled half-hard) pipes shall only be bend with benders with inner and outer formers. Fittings to copper waste, vent and anti-syphon pipes, capillary solder fittings and compression fittings shall be "Cobra Watertech" or similar and approved type. Capillary solder fittings shall comply with ISO 2016

Galvanised steel pipes and fittings

Galvanised steel pipes are to be "Tosa" or similar and approved medium class to SANS 62 and fittings are to be manufactured by "Tupy" or similar and approved

Fixing of pipes

Unless specifically otherwise stated, descriptions of pipes shall be deemed to include fixing to walls etc, casting in, building in or suspending not exceeding 1m below suspension level

Disinfection of water pipework

All pipework is to be disinfected in accordance with SANS
1200L

Reducing fittings

Where fittings have reducing ends or branches they are described as "reducing". In the case of pipes with diameters not exceeding 60mm only the largest end or branch size is given. Should the Contractor wish to use other fittings and bushes or reducers he may do so on the understanding that no claim in this regard will be entertained. In the case of pipes with diameters exceeding 60mm all sizes are given and no claim for extra bushes, reducers, etc will be entertained

Carried to Collection R

Wire gratings

Descriptions of gutter outlets etc shall be deemed to include wire balloon gratings

Stainless steel basins, sinks, wash troughs, urinals, etc

Stainless steel used for the manufacturing of urinals, basins, quality sinks, wash troughs, institutional equipment, etc. shall be type 304 (18/8)

Units shall have standard aprons on all exposed edges and tiling keys against walls where applicable

Flush pans

Flush pans shall have straight or side outlets and "P" or "S" traps as necessary

Sealing of abutments

All sanitary fittings abutting walls, tiled surfaces, vanity slabs, work tops, etc. to be sealed watertight with an approved silicon sealant along all joints

Tendered rates must make provision for this as no additional claims in this regard will afterwards be entertained

Waste unions

Descriptions of waste unions shall be deemed to include rubber or vulcanite plugs and chains fixed to fittings

Timber backing boards

Descriptions for fire extinguishers shall be deemed to include hardwood backboard with exposed eges chamfered and finished with three coats approved satin gloss polyurethane varnish

Carried to Collection R

	Exposed concrete surfaces Exposed surfaces of concrete stormwater channels, cover slabs, inspection eye marker slabs, gulley tops, cleaning eye tops, catchpits, inspection chambers, etc shall be finished smooth with plaster				
	Testing Descriptions for the testing of plumbing and drainage installations shall be deemed to cater for all testing apparatus, labour, etc. and shall be done strictly as directed by and in accordance to the Principal Agent's instructions, including for re-testing after taking out and making good all defective work to his entire satisfaction				
	RAINWATER DISPOSAL				
	Piping systems Vynadeep gutter system, comprising 146 x 93mm high gutters with beaded front edge and 100mm round downpipe, complying with SANS 11:2007, fixed to fascia board with fascia brackets at a maximum 1000mm centres including outlets, connectors, expansion joints, corners, stopends, shoes, etc.				
1	146x93mm eaves gutters	m	117		
2	Extra over eaves gutter for stopped ends	No	4		
3	Extra over eaves gutter for angle	No	4		
4	Extra over eaves gutter for outlet for 100x50mm pipe	No	4		
5	100x50mm rainwater pipe	m	17		
6	Extra over rainwater pipe for shoe	No	4		
7	Extra over rainwater pipe for eaves offset 500mm project	No	16		
	SANITARY FITTINGS				
	Carried to Collection			R	

	"Franke" or similar and approved				
8	Shower cubicle set, chrome plated, built-in type, comprising: 1 pair under tile stop taps, no. 128. 1 overhead shower arm, no. 027. 1 concord shower rose, no. o68BJ. Vitreous china cottage single soap dish colour: white	No	2		
9	1.2 mm grade 304 18/10 stainless steel S1P1 double bowl industrial sink, size 1850 x 650 x 1050mm with 150mm high intervals splash back to rear and ends, 50 x 10mm turn down and 40mm waste outlet, stainless steel solid under shelf, size 1850 x 420mm wide, underside sprayed with vermin proof bitumastic sound deadening, fixed to wall with anchor bolts 900mm from finished floor level and supported on Grade 304 (18/10) stainless steel square gallows brackets.	No	3		
10	Grade 304 18/10 stainless steel Standard double drop-in sink, overall size 1200 x 435mm wide with 395 x 330 x 170mm deep bowl, 38mm waste outlet and folded edges, fitted into worktop of cupboard with fixing clips.	No	1		
11	Grade 304 18/10 stainless steel Standard Single right hand drop-in sink (code: SDI-860-SER), size 860 x 435mm wide with 395 x 330 x 170mm deep bowl, 38mm waste outlet and folded edges, fitted into worktop of cupboard (elsewhere specified) with fixing clips.	No	2		
	"Vaal" or similar and approved				
12	Locally manufactured ceramic fire clay drop-in vanity basin colour White, overall size 595 x 455 x 205mm with one tap hole including chain stay hole and chrome plated basin pop-up waste, fitted into opening in vanity top and sealed with silicone sealant where basin rim meets vanity top with locally manufactured chrome plated pillar tap with cast fixed outlet, mounting kit and angle valves, manufactured in accordance with SANS 1808-66, installed in accordance with the manufacturer's recommendations.	No	6		
	Carried to Collection			R	

13	Locally manufactured vitreous china wall mounted cloakroom basin colour white, overall size 455 x 290 x 210 with one tap hole (RHS) including integrated overflow and chain stay hole and chrome plated basin waste, bolted to wall with 2No. 10mm bolts and sealed with silicone sealant where basin rim meets wall with locally manufactured chrome plated pillar tap with cast fixed outlet, mounting kit and angle valves manufactured in accordance with SANS 1808-66. Installed in accordance with the manufacturer's specifications.	No	3		
14	Locally manufactured vitreous china close coupled WC suite colour white, overall size 540 x 358 x 845mm high with thermostats soft-close seat, comprising 90 degree outlet closed rim wash down pan with matching 6 litre cistern top dual flush cistern including lid, seat, and fitments.	No	4		
15	Locally manufactured 415 x 315 x 275mm white vitreous china wall mounted urinal 38mm chromium plated domical grating and chromium plated top inlet spreader, automatic electronic flush valve, fixed on and including two hanger brackets and 410mm vitreous china urinal division fixed with and including fixing screws and hanger bracket	No	1		
16	Locally manufactured Ceramic fireclay vitreous china hospital basins colour white, overall size 435 x 585 x 380mm high, fixed to walls on and including 2No. semi-concealed brackets. 1/4 turn wrist action mixer, c.p. waste, overflow tube. Supplied with two tap holes.	No	8		
17	Locally manufactured vitreous china floor mounted paraplegic wash down suite WC for physically challenged persons colour White set comprising semi close 90 degree outlet open rim wash down WC pan with seat and cover bolted to bowl with metal washers and rubber gaskets, 100mm outlet with 9 litre cistern connected to 15mm water supply with foot of bowl sealed to floor with abe Dow coming acetoxy silicone sealant where basin meets wall, and two support rails	No	3		
	<u>WASTE UNIONS</u>				
18	32mm chromium plated basin waste union	No	6		
	Carried to Collection			R	

Section No. 2
Bill No. 13
PLUMBING & DRAINAGE
HEALTH DEPARTMENT
CITY OF TSHWANE

19	40mm chromium-plated sink waste union	No	1		
20	40mm chromium plated bath waste union	No	3		
21	32mm Chromium plated urinal waste union	No	1		
	TRAPS, ETC				
	uPVC				
22	32x40mm Deep seal "P" trap	No	6		
23	40mm Ditto	No	4		
24	40mm "S" trap	No	1		
25	Bottle trap	No	1		
	Brass				
26	40mm Shower trap including 80mm stainless steel grading	No	2		
	WASTE UNIONS ETC				
27	Locally manufactured 20mm chrome plated deck mounted sink mixer with overarm swivel outlet and adjustable flanges, manufactured in accordance with SANS 226:2004 Type 1 (BS 5412).	No	2		
	TAPS, VALVES, ETC				
	Brass				
28	15mm stopcock	No	12		
29	Pillar tap	No	12		
30	15mm No 111CP pillar tap	No	6		
31	High pressure float valve including ball	No	4		
	Carried to Collection			R	

32	Locally manufactured 20mm chrome plated deck mounted sink mixer with 126mm overarm swivel outlet and adjustable flanges manufactured in accordance with SANS 226:2004 Type 1 (BS 5412)	No	4		
33	Shower mixer with rise and rose	No	2		
34	15mm Stella 3294ST CP single taphole basin mixer with pop-up waste and two 400mm long flexible service connection pipes	No	5		
35	15mm 503-21 CP Wrist action mixer with 1/4 turn	No	3		
36	20mm 103LUR duct urinal flush valve with 103/6 flush pipe and spreader	No	1		
37	No 11923 'Master' 100kPa pressure reducing Valve	No	1		
38	NO 23421 100kPa vacuum breaker	No	2		
	SANITARY PLUMBING				
	uPVC pipes				
39	50mm pipes	m	6		
40	110mm pipes	m	1		
	Extra over uPVC pipes for fittings				
41	50mm bend	No	2		
42	110mm bend	No	5		
43	50mm access bend	No	22		
44	110mm access bend	No	2		
45	110mm Junction	No	1		
	Carried to Collection			R	

46	110x50mm reducing junction	No	2		
47	110mm Pan connector	No	4		
48	110mm pressure reducer	No	1		
	Sundries				
49	Testing waste pipe system		Item		
	WATER SUPPLIES				
	Cold water supply (Priced per point)				
50	Cold water supply, consisting of 22mm pipes and pipe fitting and 15mm pipes and pipe fittings	No	3		
	Hot water Supply, (Priced per Point)				
51	Hot water supply, consisting of 15mm pipes and pipe fittings	No	5		
	Class 1 copper pipes				
52	15mm Pipes	m	3		
53	22 mm pipes	m	5		
	Copper overflow and Service pipes				
54	15mm overflow pipe 320mm girth once bend including connector	No	4		
55	15mm flexible service pipe 300mm girth including connector to WC cistern or taps and copper supply pipe	No	16		
	TESTING				
56	Testing water pipe system		Item		
	Carried to Collection			R	

	ELECTRIC WATER HEATERS				
57	600 Dual electric water heater 250 litre size 1650 x 535mm supplied with spiral element, safety valve, drain cock, T105 20Amp thermostat, anode and double anode. Install 5.5kW heat pump unit for 250lt water heater	No	1		
	DRINKING FOUNTAINS				
58	Provide the sum R5,000.00 for complete erection of drinking fountains including all necessary plumbing and drainage pile system.	Item			5,000.00
	Carried to Collection			R	

Section No. 2
Bill No. 13
PLUMBING & DRAINAGE
HEALTH DEPARTMENT
CITY OF TSHWANE

Section No. 2

Bill No. 13

PLUMBING & DRAINAGE

COLLECTION

	Page No		Amount
Total Brought Forward from Page No.	132		
	133		
	134		
	135		
	136		
	137		
	138		
	139		
	140		
	141		
	142		
Carried Forward to Summary of Section No. 2		R	

Item No			Quantity	Rate	Amount
	SECTION 2				
	BILL NO.14				
	GLAZING				
	PREAMBLES				
	For preambles see "Construction Specifications - General Specification (PW371-A)" and "Construction Specifications - Particular Specification (PW371-B)"				
	For preambles see "Construction Specifications - General Specification (PW371-A)" and "Construction Specifications - Particular Specification (PW371-B)"				
	MIRRORS				
	6mm Silvered float glass copper backed mirrors with bevelled edges, holed for and fixed with chromium plated dome capped mirror screws with rubber buffers to plugs in brickwork or concrete				
	Mirror with polished edges installed flush with tiles centrally above each whb				
1	Mirror 600x1200x6mm	No	49		
2	Mirror 730 X 2490mm centrally fitted above whb and flush with plaster	No	2		
	Carried Forward to Summary of Section No. 2			R	

Section No. 2
Bill No. 14
GLAZING
HEALTH DEPARTMENT
CITY OF TSHWANE

Item No			Quantity	Rate	Amount
	SECTION 2				
	BILL NO.15				
	PAINTWORK				
	PAINTWORK, ETC TO NEW WORK ON				
	Descriptions of painting shall be deemed to include complete preparation of new as well as existing surfaces, including patching and filling, sanding and primer on nail and screw heads				
	Descriptions of painting on pipes, gutters, etc shall be deemed to include painting on holder bats, hangers, clips, clamps, etc				
	Descriptions of painting on windows, frames, etc shall be deemed to include primer in rebates of sashes to be glazed				
	PAINTWORK, ETC TO NEW WORK				
	ON FLOATED PLASTER				
	One coat alkali resistant plaster primer and two coats PVA acrylic emulsion paint on				
1	Internal walls	m2	2,942		
2	Internal ceilings and beams	m2	201		
	Prime with one coat Professional Evolution Water Based Plaster Primer (PEP 850) with an overcoating time of 2 hours and finish with two coats Professional Evolution Matt (PEV 1200) with 2 hours drying time between coats, for a maintenance cycle of 7 years				
3	External walls	m2	292		
	Carried to Collection			R	

	WOOD SURFACES WITH				
	One coat oil wood primer, one coat universal undercoat and two coats super universal enamel paint on				
4	Doors	m2	415		
	Three coats polyurethane suede varnish on				
5	Skirtings, rails, etc not exceeding 300mm girth	m	20		
	ON FIBRE CEMENT				
	One coat sealer and two coats interior quality PVA emulsion paint				
6	On ceilings and cornices	m2	268		
	ON GYPSUM PLASTER				
	One coat sealer and two coats interior quality PVA emulsion paint				
7	Cornices, rails, etc not exceeding 300mm girth	m	126		
	ON METALS				
	One coat self-etching primer, one undercoat and two coats alkyd enamel paint on galvanised steel				
8	On door frames	m2	285		
	One coat sealer				
9	On inside of eaves gutters	m2	42		
	One coat primer and two coats exterior quality PVA emulsion paint				
10	On outside of eaves gutter before fixing	m2	42		
11	On rainwater pipes before fixing	m2	5		
	Carried to Collection			R	

Section No. 2

Bill No. 15

PAINTWORK

COLLECTION

	Page No		Amount
Total Brought Forward from Page No.	145		
	146		
Carried Forward to Summary of Section No. 2		R	

SECTION SUMMARY - BUILDING

Bill No		Page No	Amount
1	ALTERATIONS	56	
2	EARTHWORKS	62	
3	CONCRETE, FORMWORK AND REINFORCEMENT	68	
4	MASONRY	73	
5	WATERPROOFING	76	
6	CARPENTRY AND JOINERY	88	
7	CEILINGS, PARTITIONS AND ACCESS FLOORING	92	
8	FLOOR COVERINGS, PLASTIC LININGS ETC.	96	
9	IRONMONGERY	111	
10	METALWORK	122	
11	PLASTERING	126	
12	TILING	131	
13	PLUMBING & DRAINAGE	143	
14	GLAZING	144	
15	PAINTWORK	147	

Carried to Final Summary R

Section No. 2
HEALTH DEPARTMENT
CITY OF TSHWANE

Item No			Quantity	Rate	Amount
	SECTION NO.3				
	BILL NO.1				
	GENERAL SITEWORKS				
	PREAMBLES				
	For preambles see "Construction Specifications - General Specification (PW371-A)" and "Construction Specifications - Particular Specification (PW371-B)"				
	SUPPLEMENTARY PREAMBLES				
	General				
	The contractor should take note that there are existing materials on site that were left by the previous contractor. As a results, these materials will be used to execute and completion of the work on site. However, contractor to take note that credit for these existing materials will be levied to them upon agreeing with principal agent about the rates. During site handover, an inventory list and detailed descriptions of these materials, items, work, etc. shall be compiled.				
	Site clearance				
	All rubble, rubbish, vegetable soil, shrubs, bush, trees, etc. shall be removed from the whole area and carted away off the construction site to a suitable dumping site, which has to be located by the Contractor, all to the full satisfaction of the Principal Agent				
	SITE CLEARANCE				
	Site Clearance				
1	Clear and grub site	m2	125		
	EARTHWORKS				
	Carried to Collection			R	

	Site Preparation				
2	Mass earthworks	m3	639		
3	Remove topsoil to nominal depth of 150mm, stockpile and maintain	m3	2		
	Bulk Excavations				
	b) Extra-over for:				
4	1) Intermediate excavations	m3	1		
5	2) Hard rock excavations	m3	1		
	Importing of selected granular fill of G7 materials from commercial sources				
6	Backfill to make up levels in layers not exceeding 150mm thick in accordance with SANS 1200DM compacted to 93% Mod. AASHTO density	m3	1		
	Overhaul				
7	a) Limited overhaul	m3	250		
	Treatment and compaction of reduced excavation bed				
8	Impact rolling of excavated surface with thirty (30) roller passes with a 15 kilo joule impact roller to achieve a compaction rate of 90% Modified AASHTO density for a 1000mm thick layer	m2	1,421		
9	Extra over last for one (1) additional roller pass	m2	1,421		
10	Process the base by stabilization	m3	1,060		
	Prescribed density tests on filling				
11	DCP test	No	10		
12	On site testing of excavated surface to determine compaction rate of 90% Modified AASHTO density for a 1000mm thick layer	No	10		
	Carried to Collection			R	

13	CBR test in accordance with method A8 of TMH 1	No	10		
	RETAINING STRUCTURES				
	Excavations				
14	Retaining wall trenches	m3	1		
	b) Extra-over for:				
15	1) Intermediate excavations	m3	1		
16	2) Hard rock excavations	m3	1		
17	3) Boulder excavations, class A	m3	1		
18	4) Boulder excavations, class B	m3	1		
	Compaction of surfaces				
19	Compaction of ground surface under floors, etc. including scarifying for a depth of 150mm, breaking down oversize material, adding suitable material where necessary and compacting to 95% Mod AASHTO density	m2	15		
	Soil insecticide				
20	To bottoms and sides of trenches etc	m2	15		
	High tensile steel reinforcement to structural concrete work				
21	10mm Diameter bars	t	0.15		
	Reinforced concrete with minimum 25Mpa compressive strength after 28 days				
22	Base of 700 x 200mm	m	15		
	INTERLOCKING BLOCK RETAINING STRUCTURES				
	Carried to Collection			R	

	Loffelstein' precast concrete interlocking planter blocks finished smooth on exposed surfaces				
23	Backfilling with 150mm clear river sand on earth obtained from the excavations,.	m2	9		
24	Concrete starter block 450mm long to a 50degrees minimum slope, bedded in concrete as footings proceed.	m	15		
25	Retaining structure with stepped face and curves as required to suit slopes of 300 x 450 x 170mm high interlocking planter blocks laid with horizontal bed joints to 50 degree slope	m2	12		
26	'Bidum U44' and filling the blocks with garden soil lightly tamped as the work proceeds.	m2	9		
27	Drainage pipe 160mm diameter PVC set to slope along the blocks, to discharge 250mm minimum from natural ground level.	m	1		
	Carried to Collection			R	

Section No. 3

Bill No. 1

GENERAL SITE WORK

COLLECTION

	Page No		Amount
Total Brought Forward from Page No.	149		
	150		
	151		
	152		
Carried Forward to Summary of Section No. 3		R	

Item No			Quantity	Rate	Amount
	SECTION 3				
	BILL NO. 2				
	ROADS AND PARKING				
	The SABS 1200 Standardised Specification for Civil Engineering Construction is applicable to this Bill with the corresponding Measurement and Payment references for each item in the SABS Pay Ref column.				
	ROADWORK				
	Taking up and store for re-use, rework the base and prepare the area for repave.				
1	80mm Thick precast concrete interlocking paving	m2	70		
2	Properly tie in the paving blocks along the retaining walls	m2	155		
3	Properly tie in the paving blocks along the concrete apron.	m2	90		
	Open face excavation in earth over sloping site				
4	Open face excavations in earth to reduce levels	m3	42		
	Extra over all excavations for carting away				
5	Surplus material from excavations and/or stock piles on site to a dumping site to be located by the contractor	m3	42		
	Keeping excavations free of water				
6	Keeping excavations free of all water other than subterranean water		Item		
	Carried to Collection			R	

	Roadbed preparation.				
7	Rip for a depth of 150mm, process and compact to 90% MOD AASHTO density.	m3	515		
	Earth filling supplied by the contractor under roads, parking areas, etc				
8	Base layer of G7 material in accordance with SABS 1200DM with minimum CBR of 45 and maximum PI of 10 stabilised with 3% Portland cement and compacted to 97% Mod AASHTO density	m3	232		
	Earth filling supplied by the contractor under roads, parking areas, etc				
9	20mm Thick coarse river sand under paving	m2	1,936		
	Compaction of surfaces				
10	Compaction of ground surface under pavings, etc including scarifying for a depth of 150mm, breaking down over size material, adding suitable material where necessary and compact to 93% modified AASHTO density	m2	1,936		
	Prescribed density tests on filling				
11	Tests to determine the degree of compaction, etc. of ground or filling	No	10		
	Approved soil sterilant type weedkiller applied strictly according to label specifications				
12	Under paving etc	m2	1,936		
	80mm Coloured "Concor Double Zig Zag" or similar and approved Type S-A interlocking roadstone paving				
13	80mm thick concrete interlocking paving bricks on 250mm micron DPM on min. 50mm thick sand (measured elsewhere)	m2	1,936		
	Carried to Collection			R	

14	Straight cutting of units to fit edge restraints	m	280		
15	Circular cutting of units to fit edge restraints	m	85		
	KERBING AND CHANNELING				
	Concrete Kerbing				
16	Precast concrete semi mountable kerbing in 1m lengths	m	111		
17	Precast concrete semi mountable kerbing in 1m lengths circular to not exceeding 4m	m	3		
	Road marking paint to SANS 731 on concrete				
18	Lines, broken or unbroken, 100mm wide	m	144		
19	Lines, broken or unbroken, 300mm wide	m	16		
20	Numerical or letter 900mm high	No	8		
21	Disabled parking sign 900mm high	No	5		
22	No-parking sign 900mm high	No	2		
23	Traffic arrow 1200 x 650mm wide extreme	No	16		
	Traffic signs in accordance with SA road traffic signs				
24	Standard regulatory "STOP" sign type R1 with 75mm diameter x 2mm thick epoxy powder coated galvanised steel post, 220mm long with one end close with 75mm diameter x 2mm thick closing piece and other end with 200 x 200 x 2mm thick baseplate welded on and bedded into and including 15MPa/18mm unreinfoced concrete base including all excavation and backfilling, etc and standard 600 x 600mm red and white retoflective sign plate bolted to post	No	2		
	ANCILLARY ROADWORKS				
	Road marking paint to SANS 731 on concrete				
	Carried to Collection			R	

	Non-reflective paint applied at nominal rate of 0,42 litre/m²				
25	Lines, broken or unbroken, 100mm wide	m	270		
26	Lines, broken or unbroken, 300mm wide	m	18		
27	Numerical or letter 900mm high	No	4		
28	Disabled parking sign 900mm high	No	4		
29	No-parking sign 900mm high	No	8		
30	Traffic arrow 1200 x 650mm wide extreme	No	4		
	Traffic signs in accordance with SA road traffic signs				
31	Standard regulatory "STOP" sign type R1 with 75mm diameter x 2mm thick epoxy powder coated galvanised steel post, 220mm long with one end close with 75mm diameter x 2mm thick closing piece and other end with 200 x 200 x 2mm thick baseplate welded on and bedded into and including 15MPa/18mm unreinfoced concrete base including all excavation and backfilling, etc and standard 600 x 600mm red and white retoflective sign plate bolted to post	No	2		
	CARPORTS				
	Excavation in earth not exceeding 2m deep				
32	Holes	m3	1		
	Risk of collapse of excavations				
33	Risk of collapse to sides of excavations not exceeding 1,5m deep	m2	10		
	Earth filling obtained from the excavations and/or prescribed stock piles on site compacted to 95% Mod AASHTO density				
34	Backfilling to trenches, holes, etc	m3	1		
	Carried to Collection			R	

	20MPa/19mm unreinforced concrete cast against excavated surfaces				
35	Bases	m3	1		
	0,58mm "Brownbuilt IBR" galvanised ribbed sheet steel with "Global" finish on both sides in single lengths fixed to timber/steel purlins or rails				
36	Roof covering with pitch not exceeding 25 degrees	m2	280		
	Welded structural steel framework, etc				
37	100 x 100 x 3mm Square section columns	t	1.87		
38	250 x 75 x 20 x 2.5mm Lipped channel section fascia beams	t	0.61		
39	275 x 75 x 20 x 2.5mm Lipped channel section fascias and barge boards	t	1.04		
40	150 x 50 x 20 x 3mm Lipped channel section beams	t	1.27		
41	75 x 50 x 20 x 2.5mm Lipped channel section purlins	t	0.58		
	One coat zinc chromate primer, one universal undercoat and two coats "Dulux Trade Gloss 100" or similar and approved gloss enamel paint				
42	On carport steel surfaces	m2	349		
	Carried to Collection			R	

Section No. 3

Bill No. 2

ROADS, PARKING & PAVING,ETC.

COLLECTION

	Page No		Amount
Total Brought Forward from Page No.	154		
	155		
	156		
	157		
	158		
Carried Forward to Summary of Section No. 3		R	

Item No			Quantity	Rate	Amount
	SECTION 3				
	BILL NO.3				
	STORMWATER DRAINAGE				
	NOTE:				
	The SABS 1200 Standardised Specification for Civil Engineering Construction as amended in the Project Specification is applicable to this Bill with corresponding Measurement and Payment references for each item in the SABS Pay Ref column.				
	a) Excavate in all materials for trenches, backfill, compact and dispose of surplus materials				
1	Excavate not exceeding 1m deep	m3	4		
2	Excavate exceeding 1 not exceeding 1,5m deep	m3	39		
	b) Extra-over all excavations, for:				
3	1) Intermediate excavations	m3	3		
4	2) Hard rock excavations	m3	1		
	Connection to existing storm water pipe				
5	Excavate exceeding 1m and not exceeding 2m deep, search, locate, cut through and remove 3m part of existing concrete stormwater pipe and make good both ends (size unknown)	No	1		
	Pipes				
	Supply, handle, lay, bed type Class 50D inter locking concrete pipe to SANS 677 including backfilling, etc on Class B bedding				
6	300mm Diameter	m	8		
	Carried to Collection			R	

7	450mm Diameter	m	43		
	Extra over pipes for cutting end units				
8	Skew cut on 450mm pipe	No	2		
	Manholes, catchpits, etc (covers and gratings elsewhere) including all excavations, backfilling, brick chamber, concrete bases and surrounds, benching, angle section framework, etc as per engineer's drawing 015				
9	Stormwater catchpit size 450 x 600mm exceeding 1000mm deep internally	No	1		
10	Stormwater catchpit size 450 x 600mm exceeding 1000 and not exceeding 1500mm deep internally	No	4		
11	Construct stormwater brickwork manhole 690 x 920mm and exceeding 500mm and not exceeding 1000mm deep internally complete with step irons at 300mm centres, all as section B-B (cover and frame elsewhere)	No	3		
12	Construct stormwater grid inlet catchpit 590 x 590mm and exceeding 1000mm and not exceeding 1250mm deep internally complete as section A-A (grating and frame elsewhere)	No	5		
	Covers				
	Besaans du Plessis or similar approved cast iron covers and frames in accordance with SABS 558/1973 with frames bedded to precast concrete cover (elsewhere) in cement mortar				
13	550mm Diameter 176kg type 2A manhole cover and frame	No	9		
	"Saint Gobain" or similar and approved cast iron catchpit gratings to SANS 1115 with frames cast in concrete				
14	Dished grating and frame type C, Product Number 2898, size 450 x 600mm	No	8		
	Carried to Collection			R	

	"Mentis Rectagrid" type RS40 (42.88kg/m2) or similar and approved galvanised steel catchpit gratings with 40 x 4.5mm bearer bars and 7.5mm diameter transversal bars at 40mm centres				
15	Grating size 450 x 600mm	No	6		
	"Saint Gobain" or similar and approved cast iron catchpit gratings to SANS 1115 with frames cast in concrete				
16	Grating size 700 x 700mm	No	6		
	Concrete outlet structures as per detail on engineer's drawing 026				
17	Outlet structure for 450mm diameter pipes	No	2		
18	Cast in-situ concrete for floors of in and outlet structures inclusive of concrete (Class 25/19Mpa),reinforcing and formwork with U2 finish	m3	2		
	CONCRETE (SMALL WORKS)				
19	Unreinforced concrete 15MPa/19mm encasing to 450mm horizontal pipe including necessary framework.	m	4		
	30MPa/19mm Strength concrete				
20	Channel bottoms and sloping sides	m3	1		
	Sundries				
	Unformed Surface Finishes				
21	Wood floated finish to horizontal top sufaces	m2	3		
22	Wood floated finish to sloping top sufaces	m2	3		
	REINFORCEMENT (PROVISIONAL)				
	Mild steel reinforcement to structural concrete work				
23	8mm Diameter bars	t	0.10		
	Carried to Collection			R	

Section No. 3
Bill No. 3
STORMWATER DRAINAGE
HEALTH DEPARTMENT
CITY OF TSHWANE

	High tensile steel reinforcement to structural concrete work				
24	12mm Diameter bars	t	0.10		
	Concrete outlet structures as per detail on engineer's drawing 026				
25	1Cast in-situ concrete for floors of in and outlet structures inclusive of concrete (Class 25/19Mpa),reinforcing and formwork with U2 finish	m3	1		
	SUBSOIL DRAINS				
26	Excavate for subsoil drain (including non-permeable backfill and (compaction therefore)	m3	5		
27	3Extra over time 3.5.1 for excavation in hard rock materials	m3	1		
28	Geotextile.Bidim U24 or equivalent	m2	5		
29	Crusher stone filling	m3	1		
30	160mm "Santar" perforated pitch fibre pipes laid in stone encasing	m	1		
31	Extra for 45mm bend	No	1		
32	Extra for 160mm junction	No	1		
	ATTENUATION POND				
	EXCAVATION, FILLING, ETC				
	Excavation in earth not exceeding 3m deep, below natural ground level for holes				
33	Excavate for holes	m3	2		
	Extra over all excavations for carting away				
34	Surplus material from excavations and/or stock piles on site to a dumping site to be located by the contractor	m3	708		
	Carried to Collection			R	

	Extra over trenches & hole excavation in earth for excavation in:				
35	Soft rock 10%	m3	1		
36	Hard rock 5%	m3	1		
	Keeping excavations free of water				
37	Allow for keeping excavations free of water and mud by pumping or bailing.		Item		
	Sundries				
38	Allow for the risk of collapse to sides of excavation from ground level exceeding 1,5m deep.	m2	239		
	IMPORTED FILLING, ETC.				
	Earth filling supplied by the contractor under concrete strip footings, etc				
39	Base layer of G7 material in accordance with SABS 1200DM with minimum CBR of 45 and maximum PI of 10 stabilised with 3% Portland cement and compacted to 97% Mod AASHTO density	m3	103		
	FILLING, ETC:				
	Backfilling, obtained from excavations				
40	To Trenches, holes, etc	m3	239		
	SOIL POISONING				
	Saturate excavations, etc. with ant poisoning consisting of a 5% solution of Pentachlorophenol in mineral oil, sprayed or poured onto ground with a can with a coarse rose using 4 litres of moisture to each square metre of surface area.				
41	Trenches and Holes	m2	239		
42	Bottom side of the trenches	m2	228		
	Carried to Collection			R	

	TEST				
	Allow for testing				
43	Allow for the provision of density tests to be carried out by the Contractor and pay all charges in connection therewith.	No	12		
	CONCRETE IN FOUNDATIONS (PROVISIONAL)				
	UNREINFORCED CONCRETE CAST AGAINST EXCAVATED SURFACES				
	15MPa/13mm concrete				
44	Surface blinding under floor slab	m3	10		
45	Concrete infill cavity	m3	5		
46	Benching	m3	5		
	REINFORCED CONCRETE				
	25MPa/13mm concrete				
47	Walls	m3	42		
48	Beams	m3	1		
	30Mpa/19mm concrete				
49	Surface beds cast on waterproofing	m3	69		
50	Suspended slabs	m3	49		
	TEST CUBES				
	Concrete strength cubes				
51	Allow for preparing a set of three concrete strength test cubes, each size 150 x 150 x 150mm, sending them to an approved testing laboratory for testing and paying all charges in connection therewith (Provisional)	Sets	12		
	Carried to Collection			R	

	REINFORCEMENT (PROVISIONAL)				
	Mild steel reinforcement to structural concrete work				
52	8mm Diameter bars	t	0.14		
	High tensile steel reinforcement to structural concrete work				
53	25mm Diameter bars	t	8.59		
54	16mm Diameter bars	t	8.14		
55	12mm Diameter bars	t	6.83		
	ROUGH FORMWORK				
	Rough form work to sides				
56	To sides of concrete beams	m2	20		
57	To sides of concrete walls	m2	333		
58	To undersides of suspended concrete slabs	m2	198		
	WATERPROOFING TO BASEMENTS, ETC				
	Liquid waterproofing				
59	Two layers of "Derbigum SP" waterproofing on the sides of internal concrete walls.	m2	167		
60	"Bituthene 3000" waterproofing, etc. on crete slab.	m2	228		
	SUPERSTRUCTURE BRICKWORK				
	Carried to Collection			R	

	Clay facebrick 20-30MPa Imperial FBS clay face brick, size 222 x 106 x 73mm, manufactured in accordance with SANS 227:2007, bedded and jointed in Class II mortar and pointed with recessed horizontal joints, suitable for exposure zones 1-2. Facebrick to all external walls unless otherwise specified				
61	230mm Cavity brick wall	m2	48		
	BRICKWORK SUNDRIES				
	Brickwork reinforcement				
62	230mm Wide reinforcement built in horizontally	m	219		
63	Butterfly wall ties	No	141		
	VALVE, ETC.				
64	The Valve(Size DN 300 to 315) Socket residential gate valve with non rising spender fusion bonded epoxy powder coated EPDM rubber lined SGI gate with hand wheel	No	1		
	Carried to Collection			R	

Section No. 3

Bill No. 3

STORMWATER DRAINAGE

COLLECTION

	Page No		Amount
Total Brought Forward from Page No.	160		
	161		
	162		
	163		
	164		
	165		
	166		
	167		
Carried Forward to Summary of Section No. 3		R	

Item No			Quantity	Rate	Amount
	SECTION 3				
	BILL NO. 4				
	SITE WATER SUPPLY				
	NOTE:				
	The SABS 1200 Standardised Specification for Civil Engineering Construction as amended in the Project Specification is applicable to this Bill with corresponding Measurement and Payment references for each item in the SABS Pay Ref column.				
	FIRE APPLIANCES, ETC				
	Galvanised medium normalized mild steel piping				
1	80mm Pipe	m	5		
2	80mm Pipes laid in and including trenches not exceeding 1m deep	m	10		
3	80mm Pipe, 1000mm long with both ends threaded, laid in and including trenches not exceeding 1m deep	No	2		
	Extra over galvanised piping for galvanised mild steel fittings				
4	80mm Elbow	No	6		
5	80mm Flange adaptor drilled to SABS 1123 table 15 including connecting bolts, gaskets, etc	No	4		
	Taps, valves, etc				
6	80mm Diameter 2500kPa pressure gauge including tapped hole in steel pipe	No	2		
	Carried to Collection			R	

7	80 x 65mm Brass right angle tamper proof hydrant valve with gunmetal outlet piece and end cap with chain, shielded spindel and supplied with key as per SABS 1128 Part 1	No	2		
	Fire hydrant pedestals				
8	Unreinforced Class 25Mpa concrete hydrant pedestal 900mm high cast around vertical pipe with bottom 300mm below ground, 300 x 300mm square at base and tapering to octagonal shaped top 200 x 200mm overall including necessary excavation, formwork and two coats of paint to exposed surfaces	No	3		
	Assembling of steel water tank				
9	Allow the sum of R150,000.00 for the complete erection of steel water tank using the materials that is available on site. As previously purchase by the previous contractor. The contractor to also make provision to include all necessary pipe work, fittings, commissioning and including pressure testing of the tank.		Item		
	SLEEVES FOR WATER AND FIRE WATER SUPPLY				
	Heavy duty uPVC sleeve pipes for pipes not exceeding 100mm diameter under surface beds including all excations, backfilling, etc				
10	110mm Pipes laid in and including trenches not exceeding 1m deep	m	10		
	Sundries				
11	Allow provisional amount of R50,000.00 for fire reticulation to be designed by the civil engineer and also to paint all galvanised fire reticulation pipe in red paint		Item		50,000.00
	WATER STORAGE TANK				
12	Galvanised steel tank with high pump with non return and by-pass configuration size 2250mm Diameter x 2450mm high with a capacity of 10KL fitted with standard fitted outlet 50mm flange and standard fitted overflow 50mm flange.	No	2		
	Carried to Collection			R	

Section No. 3
Bill No. 4
SEWERAGE AND SITE WATER SUPPLY
HEALTH DEPARTMENT
CITY OF TSHWANE

	STEEL TANK PLINTH				
	Excavation in earth not exceeding 2m deep				
13	Excavate for holes	m3	20		
	Extra over trenches & hole excavation in earth for excavation in:				
14	Soft rock	m3	2		
15	Hard rock	m3	1		
	Sundries				
16	Extra over all excavations for carting away excavated material as described (Contractor to allow for bulking).	m3	8		
	Risk of collapse of excavations				
17	Sides of excavations not exceeding 1,5m deep	m2	22		
	IMPORTED FILLING, ETC.				
	Earth filling supplied by the contractor under concrete strip footings, etc				
18	Base layer of G7 material in accordance with SABS 1200DM with minimum CBR of 45 and maximum PI of 10 stabilised with 3% Portland cement and compacted to 97% Mod AASHTO density	m3	6		
	FILLING, ETC:				
	Backfilling, obtained from excavations				
19	To Trenches, holes, etc	m3	14		
	SOIL POISONING				
	Carried to Collection			R	

Section No. 3
Bill No. 4
SEWERAGE AND SITE WATER SUPPLY
HEALTH DEPARTMENT
CITY OF TSHWANE

	Saturate excavations, etc. with ant poisoning consisting of a 5% solution of Pentachlorophenol in mineral oil, sprayed or poured onto ground with a can with a coarse rose using 4 litres of moisture to each square metre of surface area.				
20	Trenches and Holes	m2	22		
21	Under solid Floors, steps, paving, etc	m2	13		
	Prescribed density tests on filling				
22	Modified AASHTO density test	No	4		
	UNREINFORCED CONCRETE CAST AGAINST EXCAVATED SURFACES				
23	Surface blinding under footings and bases	m3	1		
	REINFORCED CONCRETE				
	30MPa/19mm Reinforced concrete				
24	Bases	m3	5		
25	Column stubs	m3	3		
	ROUGH FORMWORK				
	Smooth formwork to sides				
26	To sides of concrete column stubs	m2	40		
	REINFORCEMENT (PROVISIONAL)				
	Reinforcement				
	Mild steel reinforcement to structural concrete work				
27	10mm Diameter bars	t	0.17		
	Carried to Collection			R	

	High tensile steel reinforcement to structural concrete work				
28	20mm Diameter bars	t	0.73		
29	12mm Diameter bars	t	0.43		
	Carried to Collection			R	

Section No. 3
Bill No. 4
SEWERAGE AND SITE WATER SUPPLY
HEALTH DEPARTMENT
CITY OF TSHWANE

Section No. 3

Bill No. 4

SEWERAGE AND SITE WATER SUPPLY

COLLECTION

	Page No		Amount
Total Brought Forward from Page No.	169		
	170		
	171		
	172		
	173		
Carried Forward to Summary of Section No. 3		R	

SECTION SUMMARY - EXTERNAL WORKS

Bill No		Page No	Amount
1	GENERAL SITE WORK	153	
2	ROADS, PARKING & PAVING,ETC.	159	
3	STORMWATER DRAINAGE	168	
4	SEWERAGE AND SITE WATER SUPPLY	174	

Carried to Final Summary R

Section No. 3
HEALTH DEPARTMENT
CITY OF TSHWANE

Item No		Unit	Quantity	Rate	Amount
	SECTION NO.4				
	BILL NO.1				
	PROJECT SPECIFICATION FOR ELECTRICAL WORK				
	Carried Forward to Summary of Section No. 4			R	

Section No. 4
Bill No. 1
PROJECT SPECIFICATION FOR ELECTRICAL WORK
HEALTH DEPARTMENT
CITY OF TSHWANE

Item No			Quantity	Rate	Amount
	SECTION 4				
	BILL NO. 2				
	ELECTRICAL WORK (PROVISIONAL)				
	PREAMBLES				
	For preambles see "Construction Specifications - General Specification (PW371-A)" and "Construction Specifications - Particular Specification (PW371-B)"				
	SUPPLEMENTARY PREAMBLES				
	Tenderers are referred to the electrical drawings and specifications annexed to these bills of quantities for full descriptions of the project specification, materials to be used, etc				
	HIGH TENSION DISTRIBUTION				
	KIOSK				
	Supply and install distribution kiosk as illustrated on the drawings				
1	Electrical distribution main with metering	No	1		
	LOW TENSION DISTRIBUTION				
	CABLES				
	600/1000 V PVC/PVC/SWA/PVC stranded copper conductor laid in trenches (trenches and backfilling elsewhere)				
2	10mm² x 3-core	m	150		
3	16mm² x 4-core	m	200		
	Carried to Collection			R	

4	35mm² x 4-core	m	200		
5	70mm² x 4 core	m	300		
	EARTH WIRE				
	Supply and install the following bare stranded copper earth wire strapped to the relative cable at 1000mm intervals				
6	10mm²	m	150		
7	35mm²	m	200		
8	70mm²	m	600		
	CABLE GLANDS				
	Supply and install the following cable glands including making of the cable				
9	10mm² x 3-core	No	10		
10	16mm² x 4-core	No	6		
11	35mm² x 4-core	No	8		
12	70mm² x 4 core	No	6		
	SLEEVES				
	Unplasticised polyvinyl chloride (uPVC) sleeve piping including short lengths and jointing, laid in trench (trenches and backfilling elsewhere)				
13	100mm Diameter pipe	m	10		
	Extra over for fittings				
14	100mm Diameter bend	No	10		
	EXCAVATIONS, ETC.				
	Carried to Collection			R	

	Excavate in earth and set excavated material aside for re-use as filling for				
15	Cable or sleeve trenches not exceeding 1m deep	m3	10		
16	Extra over trench excavations in earth for excavations in soft rock	m3	5		
17	Extra over trench excavations in earth for excavations in hard rock	m3	3		
	CABLE MARKERS				
	Supply and install concrete cable markers as indicated on site.				
18	Cable markers	No	20		
	HIGH MASTS				
	Supply and install 12m high masts with 450w x 4 floods lights in the position as indicated on the drawings complete with DB and photocell as specified				
19	12m High Masts	No	1		
20	Concrete foundation including excavations		Item		
	STREET LIGHTS				
	Supply and install street lights 7m galvanised steel, decorative post top beka-ray 100W				
21	7m Pole meter galvanised steel	No	5		
22	Decorative Post top beka-ray 80W	No	5		
	MAIN HOLE DB				
	Build manholes in position as indicated on the drawing complete with lid as specified				
23	600 x 600 x 700 deep (power)	No	8		
24	300 x 300 x 500mm deep (tel/Data)	No	5		
	Carried to Collection			R	

	TELECOMMUNICATIONS NETWORK				
	Supply and install telephone and data cubicles complete as shown on drawings				
	Note: Cabling and telecommunication network equipment and installation by specialist except as measured below				
25	Telephone and Data cubicle (400 x 400 x 150mm deep)	No	8		
	EARTHING AND LIGHTNING PROTECTION				
	Supply and install earthing and lightning protection for buildings as specified				
26	Lightning protection	No	1		
	AS BUILD DRAWINGS				
	Supply the electrical engineer with as build drawings as specified				
27	As build drawings	Sets	4.0		
	DISTRIBUTION BOARDS				
	Distribution boards complete with sheet metal trays, frames, sub-frames, bus bars, provision for four future circuit breakers, legend card, labels, identification markers, isolators, fuses, relays, volt-meters, ammeters, transformers, earth leakage units, time switches, etc as indicated in the drawings				
28	DB-Main	No	1		
29	DB-S/1	No	1		
30	DB-S/2	No	1		
31	DB-S/3	No	1		
32	DB-Tel	No	1		
33	DB-S/4	No	1		
	Carried to Collection			R	

	LUMINARIES				
	Supply and install the following luminaries complete with lamps and control gear in the position as indicated on drawings				
34	Type C-2x9w wall mounted bulkhead	No	60		
35	Type A1-3x28 Watt double parabola recessed	No	165		
36	Type E-2x9w wall mounted downlight	No	167		
37	Type V 35W LED Ultraviolet light 1200 x 600 colour temperature 400 to 420	No	10		
	SOCKET OUTLET				
	Supply and install the following 16A 3-pin socket outlet complete with cover plate in the position as indicated on the drawings (draw box measured elsewhere)				
38	16A 3-pin single	No	40		
39	13A 3-pin non-standard	No	25		
40	13A 3-pin Double socket outlet	No	30		
	ISOLATOR				
	Supply and install the following isolators complete with cover plate in the position as indicated on the drawings (draw box measured elsewhere)				
41	30A 3-pole surface air con-units	No	20		
	LIGHT SWITCH				
	Supply and install the following 16A light switches complete with cover plate in the position as indicated on the drawings				
42	16A single lever	No	50		
43	16a two lever	No	10		
	Carried to Collection			R	

	POWER SKIRTING				
	Supply and install3/2 compartment complete with cover plate in the position as indicated on the drawings				
44	3/2 Power skirting Compartment	m	100		
45	Telephone point	No	40		
46	Computer point	No	30		
	ROUND DRAW BOXES				
	Supply and install the following round draw boxes build into brickwork, cast into concrete or dry wall				
47	75mm dia PVC	No	250		
	CONDUIT				
	Supply and install conduit cast into concrete or screed, chased into concrete or brickwork and surface mounted for the electrical and telephone installation including couplings, bushes, locknuts, cutting, bending, fixing, draw boxes etc. in accordance with the specification.				
48	20mm dia PVC	m	10		
49	25mm dia PVC	m	10		
50	110mm dia PVC	m	10		
	PVC INSULATED WIRE				
	Supply and install 660/1000V grade PVC insulated wire into conduit, power skirting and wiring channel.				
51	2.5mm2	m	3,500		
52	4mm2	m	2,000		
	EARTHWIRE				
	Carried to Collection			R	

	Supply and install stranded copper and earth wire in conduit, power skirting and wiring channel				
53	2.5mm^2-bare	m	2,000		
	DRAW WIRES				
	Supply and install draw wire in conduit for telephone and installation				
54	Draw wire	m	100		
	WIRING CHANNEL				
	Supply and install wiring channel similar or equal to P9000 complete with galvanized cover plate for light circuits in the ceiling void as indicated on the drawing				
55	Wiring channel	m	20		
56	5A socket outlet (Unstitched)	No	10		
57	T-piece	No	5		
58	4-way	No	5		
59	End-cap	No	25		
60	Support brackets	No	10		
	PHOTO CELL				
	Supply and install photocell as indicated in the position as indicated in the drawing				
61	Photocell	No	6		
	LABELLING				
62	All outlet points shall be labelled on the cover plates of the outlet point	Sets	4.0		
	THE FOLLOWING IN NEW GATEHOUSE				
	Carried to Collection			R	

	DISTRIBUTION BOARDS				
63	DB-C1	No	1		
64	DB-Tel	No	1		
	LUMINARIES				
	Supply and install the following luminaries complete with lamps and control gear in the position as indicated on drawings				
65	Type C-2x9w wall mounted bulkhead	No	8		
66	Type A1-2x28Watt double parabola surface mounted	No	2		
	SOCKET OUTLET				
67	13A 3-pin Double socket outlet	No	4		
	ISOLATOR				
68	30A 3-pole surface	No	4		
	LIGHT SWITCH				
	Supply and install the following 16A light switches complete with cover plate in the position as indicated on the drawings				
69	16A single lever	No	3		
	ROUND DRAW BOXES				
	Supply and install the following round draw boxes build into brickwork, cast into concrete or dry wall				
70	75mm dia PVC	No	1		
	CONDUIT				
	Carried to Collection			R	

	Supply and install conduit cast into conrete or screed, chased into concrete or brickwork and surface mounted for the electrical and telephone installation including couplings, bushes, locknuts, cutting, bending, fixing, draw boxes etc. in accordance with the specification				
71	20mm dia PVC	m	1		
72	25mm dia PVC	m	1		
73	110mm dia PVC	m	1		
	PVC INSULATED WIRE				
74	2.5mm2	m	1		
75	4mm2	m	1		
	EARTHWIRE				
	Supply and install stranded copper and earth wire in conduit, power skirting and wiring channel				
76	2.5mm^2-bare	m	150		
	DRAW WIRES				
	Supply and install draw wire in conduit for telephone and installation				
77	Draw wire	m	150		
	PHOTO CELL				
	Supply and install photocell as indicated in the position as indicated in the drawing				
78	Photocell	No	1		
	LABELLING				
79	All outlet points shall be labelled on the cover plates of the outlet point		Item		
	Carried to Collection			R	

Section No. 4

Bill No. 2

ELECTRICAL INSTALLATION SERVICES

COLLECTION

	Page No		Amount
Total Brought Forward from Page No.	177		
	178		
	179		
	180		
	181		
	182		
	183		
	184		
	185		
Carried Forward to Summary of Section No. 4		R	

Item No			Quantity	Rate	Amount
	SECTION NO. 4				
	BILL NO. 3				
	FIRE DETECTION				
	FIRE CONTROL PANEL				
	Supply and install a fire control panel similar or equal to Ziton ZP3-FDUB1 ZP3 complete with the following accessories: ZP3 AB-NET1, ZP3 HLM, ZP3-SCB, ZP3 SCB-D, ZP3-RS232, ZP3-MIP8, ZP3-OR24				
1	Fire control panel	No	1		
2	Mimic Panel	No	1		
	DETECTORS				
	Supply and install fire detectors complete as specified in the position as indicated on the drawings				
3	Optical smoke detectors including base	No	42		
4	Break glass unit	No	15		
	FLASHER UNITS				
	supply and install flasher units as specified				
5	Flasher unit Complete	No	14		
	FIRE RETARDANT CABLE				
	Supply and install FR20 fire retardant cable in the ceiling void as specified for the fire detection.				
6	FR20 Cable	m	500		
	ELECTRICAL EQUIPMENT AND INTERFACES				
	Carried to Collection			R	

	Supply and install all necessary electrical equipment and interface for installation			
7	Electrical equipment and interface	Item		
	OPERATOR MANUALS			
	Supply operator manuals as specified			
8	Operator manuals	Item		
	AS BUILT DRAWINGS			
	Supply the engineer with as built drawings as specified			
9	As built drawings	Item		
	Carried to Collection		R	

Section No. 4
Bill No. 3
FIRE DETECTION INSTALLATIONS
HEALTH DEPARTMENT
CITY OF TSHWANE

Section No. 4

Bill No. 3

FIRE DETECTION INSTALLATIONS

COLLECTION

	Page No		Amount
Total Brought Forward from Page No.	187		
	188		
Carried Forward to Summary of Section No. 4		R	

Item No		Quantity	Rate	Amount
	SECTION NO. 4			
	BILL NO. 4			
	25kW HYBRID PV SYSTEM ROOF MOUNT			
1	Allow R884,500.00 (Eight Hundred and Eighty Four Thousand Five Hundred) for 25kW Hybrid PV system roof mount	Item		
2	Profit & attendance		%	
	Carried Forward to Summary of Section No. 4		R	

Item No		Quantity	Rate	Amount
	SECTION NO. 4			
	BILL NO. 5			
	250kW STANDBY GENERATOR SILENT TYPE			
1	Allow R1,761,100.00 (One Million Seven Hundred and Sixty One Thousand One Hundred) as a provisional amount for the full installation of a Standby Generator, ATS and its cabling	Item		
2	Profit & attendance	Item		
	Carried Forward to Summary of Section No. 4		R	

Item No		Quantity	Rate	Amount
	SECTION NO. 4			
	BILL NO. 6			
	SECURITY CALL ALARM, METAL DETECTION & BAGGAGE SCANNER			
1	Allow R385,462.00 (Three Hundred and Eighty Five Thousand Four Hundred and Sixty Two) for security call alarm, metal detection & baggage scanner	Item		
2	Profit & attendance	Item		
	Carried Forward to Summary of Section No. 4		R	

Item No			Quantity	Rate	Amount
	SECTION NO. 4				
	BILL NO. 7				
	FIRE PROTECTION INSTALLATION				
	FIRE PROTECTION				
	Supply, delivery, installation, commissioning and testing of Fire Hydrants and Hose Reels complete with all the Pipework, Fittings, and Valves. All flanges and fittings to SANS 1123 and PN 10.				
	FIRE HOSE REELS AND FIRE HYDRANTS				
1	Supply and install 30m fire hose reels,rubber non-kink, complete with accessories.	No	9		
2	10 l/s 65mm Pillar Type Fire Hydrants	No	6		
	PIPEWORK FOR FIRE HOSE REELS				
	Supply and install medium grade, seamless galvanised mild steel pipework complete with pipe supports and accessories as specified and shown on the drawings				
3	32mm dia	m	250		
4	25mm dia	m	350		
	Extra over pipework as follows				
	Bends				
5	32mm dia	No	36		
6	25mm dia	No	36		
	Carried to Collection			R	

	PORTABLE FIRE EXTINQUISHERS				
	Supply and install fire extinquishers complete as specified				
7	4.5 Kg dry chemical powder	No	22		
8	Return Air Grille 600X600 spigot diameter 350	No	10		
	FIRE SIGNAGE				
9	Allow an PC amont for fire signage as per the design		Item		
	Couplings				
10	25mm diametrer brass coupling	No	60		
11	32 mm diametrer brass coupling	No	65		
	Reducing tees				
12	50 x 25 x 50	No	20		
	Carried to Collection			R	

Section No. 4
Bill No. 7
FIRE EQUIPMENT AND SIGNAGES
HEALTH DEPARTMENT
CITY OF TSHWANE

Section No. 4

Bill No. 7

FIRE EQUIPMENT AND SIGNAGES

COLLECTION

	Page No		Amount
Total Brought Forward from Page No.	193		
	194		
Carried Forward to Summary of Section No. 4		R	

SECTION SUMMARY - ELECTRICAL SERVICES

Bill No		Page No		Amount
1	PROJECT SPECIFICATION FOR ELECTRICAL WORK	176		
2	ELECTRICAL INSTALLATION SERVICES	186		
3	FIRE DETECTION INSTALLATIONS	189		
4	HYBRID PV SYSTEM	190		
5	STANDBY GENERATOR INSTALLATIONS	191		
6	SECURITY CALL ALARM, METAL DETECTION & BAGGAGE SCANNER	192		
7	FIRE EQUIPMENT AND SIGNAGES	195		
	Carried to Final Summary		R	

Section No. 4
HEALTH DEPARTMENT
CITY OF TSHWANE

Item No		Unit	Quantity	Rate	Amount
	SECTION NO.5				
	BILL NO. 1				
	PROJECT SPECIFICATION FOR MECHANICAL WORK				
	Carried Forward to Summary of Section No. 5			R	

Item No			Quantity	Rate	Amount
	SECTION 5				
	BILL NO. 2				
	MECHANICAL WORK (PROVISIONAL)				
	PREAMBLES				
	For preambles see "Construction Specifications - General Specification (PW371-A)" and "Construction Specifications - Particular Specification (PW371-B)"				
	SUPPLEMENTARY PREAMBLES				
	Tenderers are referred to the mechanical drawings and specifications annexed to these bills of quantities for full descriptions of the project specification, materials to be used, etc				
	HVAC INSTALLATION				
	HVAC installation Equipment				
	HVAC				
	Supply and install new Air-conditioning systems.				
1	40 000 BTU Cassette Unit	No	1		
2	12 000 BTU Slipt Unit	No	2		
	Ablution extraction fans				
3	Silent wall and window extraction fan @92m^3/hour	No	5		
	HVAC-New Installation				
4	Ducted split unit - 80 000 BTU's heat pump R410A NEW PACKAGED UNITS	No	1		
	Carried to Collection			R	

5	In-line Centrifugal fan	No	5		
6	Central Control monitor	No	3		
7	Network interface Module LC	No	3		
	ACCESSORIES				
	Supply and installation of the following accessories				
8	350mm Dia. Spigot	No	10		
9	250mm Dia. spigot	No	10		
10	350mm Dia. Diffusers	No	10		
11	250mm Dia. Diffusers	No	10		
12	100mm dia. Disc Valves	No	10		
13	Door Grills 400 x 200	No	96		
14	Support Bracket	No	15		
15	Refrigerant pipes	m	15		
16	Drainage Pipes PVC	m	20		
17	Sound Attenuators	No	2		
18	Stop ends	No	10		
	Ducting insulated				
19	550 x 300	m	5		
20	450 x 300	m	5		
21	300 x 300	m	5		
22	400 x 250	m	5		
23	300 x 250	m	5		
	Carried to Collection			R	

24	250 x 250	m	5		
	Ducting Uninsulated				
25	350 x 150	m	5		
26	250 x 150	m	5		
27	150 x 150	m	5		
	Reducers insulated				
28	550 x 300 to 450 x 300	No	5		
29	450 x 300 to 300 x 300	No	5		
30	400 x 250 to 300 x 250	No	5		
31	300 x 250 to 250 x 250	No	5		
	Reducers uninsulated				
32	350 x 150 to 250 x 150	No	5		
33	250 x 150 to 150 x 150	No	5		
	Flexible ducts				
34	350mm diameter	m	9		
35	250mm diameter	m	9		
36	100mm diameter	m	9		
	Carried to Collection			R	

Section No. 5

Bill No. 2

HVAC

COLLECTION

	Page No		Amount
Total Brought Forward from Page No.	198		
	199		
	200		
Carried Forward to Summary of Section No. 5		R	

Item No			Quantity	Rate	Amount
	SECTION 5				
	BILL NO. 3				
	MECHANICAL WORK (PROVISIONAL)				
	PREAMBLES				
	For preambles see "Construction Specifications - General Specification (PW371-A)" and "Construction Specifications - Particular Specification (PW371-B)"				
	SUPPLEMENTARY PREAMBLES				
	Tenderers are referred to the mechanical drawings and specifications annexed to these bills of quantities for full descriptions of the project specification, materials to be used, etc				
	DOMESTIC HOT WATER INSTALLATION FOR OUTPATIENT DEPARTMENT				
	Domestic Hot Water Plant Room				
1	700 Litres Horizontal Hot Water storage complete with back-up heating element of 8.5 kW, pressure gauge control valve, strainer , union, pressure relief valve similar kwikot KS 150 complete	No	2		
2	2.1m² Solar collectors, with brass interconnecting couplings, fibre washers, stainless steel expansion joints, balancing valves/flow setters, isolating valves for each bank, drain valves, air separators, air bleed valves and automatic solar air vents.	No	10		
3	Pressure relief valve @ 4 Bar	No	2		
4	Ring Main circulating pumps connected in parallel operating on lead lag system @ 3 l/s	No	1		
5	Supply Hot Water Pump 3 l/s @ 10 Bar	No	1		
	Carried to Collection			R	

6	Return Hot Water Pump 3 l/s @ 10 Bar	No	1		
7	Three way valve	No	2		
	Piping Copper Straight				
	Piping to include , fittings and valves, flanges, bolts, nuts, washers, gaskets				
8	Ø15mm	No	10		
9	Ø20mm	No	10		
10	Ø22mm	No	10		
11	Ø28mm	No	10		
12	Ø35mm	No	10		
13	Ø42mm	No	10		
14	Ø50mm	No	10		
15	Ø63mm	No	10		
	Piping Tees				
16	Ø15mm	No	10		
17	Ø20mm	No	10		
18	Ø22mm	No	9		
19	Ø28mm	No	5		
20	Ø35mm	No	5		
21	Ø42mm	No	5		
22	Ø50mm	No	2		
23	Ø63mm	No	2		
	Carried to Collection			R	

	Piping Copper Elbows				
24	Ø15mm	No	20		
25	Ø20mm	No	10		
26	Ø22mm	No	5		
27	Ø28mm	No	5		
28	Ø35mm	No	5		
29	Ø42mm	No	5		
30	Ø50mm	No	5		
31	Ø63mm	No	5		
	Piping Copper Shut off Valves				
32	Ø15mm	No	30		
33	Ø20mm	No	10		
34	Ø22mm	No	9		
35	Ø24mm	No	9		
36	Ø28mm	No	5		
37	Ø32mm	No	5		
38	Ø35mm	No	5		
39	Ø42mm	No	5		
40	Ø50mm	No	2		
41	Ø63mm	No	2		
	Piping Insulation Cladding				
	Carried to Collection			R	

	Insulation to be Glass wool snap on pipes, non combustible and achieve an R value of 1.00 to SANS10400XA Regulations Cladding to be Galvanised steel sheets				
42	Ø15mm	No	90		
43	Ø20mm	No	45		
44	Ø22mm	No	45		
45	Ø28mm	No	90		
46	Ø35mm	No	90		
47	Ø42mm	No	90		
48	Ø50mm	No	45		
49	Ø63mm	No	90		
	Carried to Collection			R	

Section No. 5

Bill No. 3

HOT WATER RETICULATION

COLLECTION

	Page No		Amount
Total Brought Forward from Page No.	202		
	203		
	204		
	205		
Carried Forward to Summary of Section No. 5		R	

SECTION SUMMARY - MECHANICAL SERVICES

Bill No		Page No		Amount
1	PROJECT SPECIFICATION FOR MECHANICAL WORK	197		
2	HVAC	201		
3	HOT WATER RETICULATION	206		

Carried to Final Summary R

Section No. 5
HEALTH DEPARTMENT
CITY OF TSHWANE

Item No		Unit	Quantity	Rate	Amount

SECTION NO.6

BILL NO. 1

PROJECT SPECIFICATIONS FOR MEDICAL EQUIPMENTS

Diagnostic set: portable

Item Name	Diagnostic set: portable
	Battery-powered portable set consisting of ophthalmoscope, otoscope and illuminated tongue blade depressor.

Use	**Used for examining the eyes (particularly the fundi), the ears and nasal cavity, and the throat.**
Specifications	**Otoscope and ophthalmoscope, with battery handle and throat examination head, in a carry case.** **Handle based Rheostat for light intensity adjustment.** **Set of 4 re-usable plastic specula for the otoscope.** **The Otoscope to be supplied with four re-usable polypropylene specula sizes 2.5, 3, 4 and 5mm. The**

Carried to Collection R

	Otoscope head is to be supplied with a positive-lock connection to the handle. **The Otoscope is to utilise fibre optic cool-light supply with no reflections. The Otoscope is to have a Wideangled** **viewing lens for instrumentation whilst under magnification. The unit is to be completely sealed for Pneumatic otoscopy (i.e. not open operating model). Light LED (optimized for best tissue viewing).** **Standard Ophthalmoscope head to fit onto the same handle. The Ophthalmoscope head is to cover 25 to** **40 Diopters. Illuminated lens dial with clear indication of settings. Red-free filter. Very small, small, large,** **target and slit apertures. Sealed optics for dust protection. The Ophthalmoscope head is to be supplied** **with a positive-lock connection to the handle. Light supply LED (optimized for best tissue viewing).** **Illuminated tongue depressor holder, to fit same handle. To accept standard disposable wooden tongue depressors.** **Batteries: 2 non-corrosive 1,5 volt cells, AA or C size.**					

Carried to Collection R

Applicable Standards	**ISO 10942:2006 Hand-held Direct Ophthalmoscopes. Proof to be supplied.**
Performance Specifications	**Must be cleanable and disinfectable with standard solutions.**
Accessories	**1 Spare Globe for each head, 2 sets of batteries, 4 specula, carry case.**
Warranties	**Minimum 7 year warranty on otoscope, ophthalmoscope, throat illuminator heads and handle. Longer preferred.**

Diagnostic set: wall mounted

Item name	Diagnostic set: wall-mounted

Carried to Collection R

Description	A wall-mounted unit, combining a wall-mounted cradle, an otoscope, an ophthalmoscope, and the necessary transformer.
Use	The Ophthalmoscope is used to examine the fund us of the eye, to check for signs of acute disease (e.g. raised intracranial pressure) or chronic disease (e.g. cataracts or vascular changes associated with Diabetes Mellitus or Hypertension. The Otoscope is used to examine the ear canal (wax or foreign bodies) and the middle ear (perforation of eardrum, or signs of fluid or infection in the middle ear).

Specifications	A wall-mounted unit, combining a wall-mounted cradle, an Otoscope, an ophthalmoscope, and the necessary transformer. The wall unit must be of a durable, easy-to-clean material, such as aluminium or high-impact ABS. The unit must have cradles for the other two instruments, and optionally have a mounting point for the aneroid sphygmomanometer. The cradles should have sensors or switches to automatically turn the instruments on when lifted out of their cradles, and switch off when they are placed back in the cradles. Connecting cables between wall unit and instruments can be coiled or straight, but must have positive-lock connections to the instrument heads. Cables must be covered in latex-free rubber or PVC, no woven covering.

Carried to Collection R

		Handle based Rheostats for light adjustments for both instrument. Cassette for specula not required. The transformer may be integrated into the wall mounting plate, or be external, for direct insertion into a wall socket. In either case, mains connecting cable minimum length 2 meters must be supplied, with a moulded plug to fit standard SABS-approved 15-amp three pin outlets. The transformer must accept 220 volts AC at 50 Hz. Guarantee on all cables and power supplies must be 5 years or better. Otoscope head to fit onto the handle of the wall mounted transformer. The Otoscope to be supplied with four polypropylene specula sizes 2.5, 3, 4 and 5mm (6 of each size, re-usable quality). The Otoscope head is to be supplied with a positive-lock connection to the handle. The Otoscope is to utilize fibre optic cool-light supply with no reflections. The Otoscope is to have a Wideangled viewing lens for instrumentation whilst under magnification. The unit is to be completely sealed for Pneumatic otoscopy (i.e. not open operating model). Light LED (optimized for best tissue viewing). Standard Ophthalmoscope head to fit onto the second handle of the wall mounted transformer. The Ophthalmoscope head is to cover -25 to 40 Diopters. Illuminated lens dial with clear indication of settings. Red-free filter. Very small, small, large, target and slit apertures. Sealed optics for dust protection. The Ophthalmoscope head is to be supplied with a positive-lock connection to the handle.					
	Carried to Collection				R	

	Light supply LED (optimized for best tissue viewing).

Applicable Standards	ISO 10942:2006 Hand-held Direct Ophthalmoscopes. Proof to be supplied. Supplier must supply certificate issued by Directorate of Radiation Control of the Department of Health, in terms of the Hazardous Substances Act (Act 15 of 1973).
Accessories	The Otoscope is supplied with four re-usable specula, from infant to adult sizes.
Warranties	7 years on instrument heads. Cables 2 years. Transformer 1 year damage, power disruptions/surges, lightning strike).

Carried to Collection R

Examination light: ceiling-mounted

Item name	
Examination light: clinical, ceiling mounted, directional	

Carried to Collection R

Description	A ceiling-mounted examination light.
Use	The unit is used to illuminate parts of the patient, during clinical examination. For use where a wall mounted unit cannot be used.
Specifications	Ceiling-mounted examination light for general medical examination. LED light source. Easy switching method. Self-balancing mechanism (spring or friction clutch based), so that the light head holds its position wherever directed. To have sufficient swing radius to cover both ends of standard examination couch, from a mounting point on ceiling at mid-length of the couch. Adequate length of suitable approved electrical cable, to permit connection to in-ceiling power outlet.

Applicable Standards	IEC 60601-1, IEC 60601-1- 2 and IEC 60601-2-41.
Performance Specifications	Daylight colour temperature of light source (~6000K)). Light intensity at least 35 000 lux at 60cm. Must be cleanable and disinfectable with standard solutions. To be supplied with wall mounting hardware. Minimum 5 year Guarantee on all parts including light source.
Accessories	None.

Carried to Collection R

Warranties	5 years on all components.
Instructions to Suppliers	Supplier must specify power connection type and any structural mounting (i.e. load-bearing) requirements. Supplier must specify available after-sales support, with relevant pricing. Supplier must supply certificate issued by Directorate of Radiation Control of the Department of Health, in terms of the Hazardous Substances Act (Act 15 of 1973).

Examination light: mobile, without battery

Item name 	Examination light: mobile, without battery
Description	Provides directional concentrated light for clinical examinations.
Use	Provides directional concentrated light for clinical examinations.

Carried to Collection R

Specification s	Mobile examination light for general medical examination. LED light source. Easy switching method. Self-balancing mechanism (spring- or friction clutch-based), so that the light head holds its position wherever directed. To have sufficient swing radius to cover both ends of standard examination couch, from a standing point on floor at mid-length of the couch. Unit mounted on tilt-resistant base, with castors. Epoxy-coated steel construction. Power cord to be fixed to light, 3meter length with moulded SABS approved 15A 3-pin plug.

Carried to Collection R

Applicable Standards	IEC 60601-1, IEC 60601-1- 2 and IEC 60601-2-41. SANS 778 paragraph 5.2, SANS 621.
Performance Specifications	Daylight colour temperature of light source (6000 K). Light intensity at least 35 000 lux at 60cm. Must be cleanable and disinfectable with standard solutions.
Warranties	Minimum 5yr Guarantee on all parts including light source.
Instructions to Suppliers	Supplier must specify available after-sales support, with relevant pricing. Supplier must supply certificate issued by Directorate of Radiation Control of the Department of Health, in terms of the Hazardous Substances Act (Act 15 of 1973).

Examination light: wall-mounted

Item name 	Examination light: clinical, wall mounted, directional

Carried to Collection R

Section No. 6
Bill No. 1
PROJECT SPECIFICATION FOR MEDICAL EQUIPMEN
HEALTH DEPARTMENT
CITY OF TSHWANE

Description	A wall-mounted examination light.
Use	The unit is used to illuminate parts of the patient, during clinical examination or procedures.
Specifications	Wall-mounted examination light for general medical examination. LED light source. Easy switching method. Self-balancing mechanism (spring or friction clutch-based), so that the light head holds its position wherever directed. To have sufficient swing radius to cover both ends of standard examination couch, from a mounting point on wall at mid-length of the couch.

Applicable Standards	IEC 60601-1, IEC 60601-1- 2 and IEC 60601-2-41.
Performance Specifications	Daylight colour temperature of light source (~6000K). Light intensity at least 35 000 lux at 60cm. Power cord to be fixed to light, 2m length with moulded SABS approved 15A 3-pin plug. Must be cleanable and disinfectable with standard solutions.
Warranties	Minimum 5years on all parts including light source.

Carried to Collection R

Instructions to Suppliers	Supplier must specify available after-sales support, with relevant pricing. Supplier must supply certificate issued by Directorate of Radiation Control of the Department of Health, in terms of the Hazardous Substances Act (Act 15 of 1973). Supplier to specify ceiling load-bearing and fixing requirements.
Accessories	To be supplied with wall mounting hardware.

Automated external defibrillator

Item Name 	Automated external defibrillator (AED) RT
Description	A self-contained device which is used in the resuscitation of a patient who has suffered cardiac arrest. It prompts the user with visual and audible instructions.

Carried to Collection R

Use	In a suspected cardiac arrest, two electrodes are applied to the patient's chest. The unit determines whether there is any cardiac electrical activity, and whether to deliver an electric pulse to restart the heart. If unsuccessful, it tells the user to deliver another pulse (or pulses) at a higher energy charge. A display shows any detected cardiac electrical activity. It can be used as a temporary cardiac monitor, while stabilizing or transporting the patient, by means of a separate three-lead ECG cable.

Specifications	The unit being offered must be a button operation Biphasic semi-automated external defibrillator and it must be suitable for ground mobile, ambulance use and ward use in hospitals. It must be robustly constructed. It must incorporate the latest and reliable Biphasic technology. The unit offered must be able to perform impedance compensation before delivering a shock to a patient. The supplier must state the minimum and maximum defibrillator energy charge that is available on the unit being offered for when unit is in manual mode. The unit must provide clearly visible screen text messages and clear audio voice prompts in the english language to guide the user through the whole operational of the unit. The visible screen text messages must be clearly visible under all lighting conditions.

Carried to Collection R

		The supplier must state the total weight of the unit including the battery. The unit offered must function off a reliable rechargeable battery and must include the charger with a reconditioning button in the final price. Must be provided with additional set of backup batteries to ensure continuous operation. The unit must offer automated self-checks and manual check must be carried out every time the machine is switched on as well as weekly and monthly, and all the data of the self-check must be stored in the internal memory. The weekly and monthly automated self-check must include at least the following: battery, internal electronic circuitry and energy charges. The unit must be fitted with an audible alarm if any of self-tests or battery fails as well as a LCD screen that will indicate a failure of the device. The unit must have a minimum of 10 audible and 10 visual screen prompts. The length of the pad connecting cable must be at least 0.8 meters. The unit must be supplied with a patient cable that will be able to be connected to ECG electrodes for monitoring without connecting the pads. The ECG Waveform screen must be a backlit LCD screen with a size of at least 6cm x 4cm or 6cm diagonally. The unit must be supplied with a screen protector and or protective device. The unit must be able to be configured for paediatric patients. Paediatric adaptor, pads/all paddles should be included. The unit must have a manual					
		Carried to Collection				R	

	override with password protection. The unit must be able to download information to a computer for legal purposes. The supplier must supply a set of disposable defibrillator pads, which includes the connecting cable and the cost of this set of defibrillator pads must be included in the final bid price. The disposable defibrillator pads for the unit offered must have a shelf life of at least 2 years. A carry case constructed of durable waterproof material, which has should straps must be supplied and included in the final bid price. The carry case offered must adequately protect the unit when used by ambulance and emergency personnel in poor and wet weather conditions.					

Carried to Collection R

Applicable Standards	The unit must conform to IEC601-2-4. “Particular requirements for the safety of cardiac defibrillators”. The unit shall comply with the necessary safety standards. The unit must be able to withstand vibration and shock as per Mil Std 810E or Equivalent. The supplier must provide details. The unit offered must be water resistant to a rating of at least IEC 529 IPX4. Supplier must provide details. The unit must be aviation certified.

Carried to Collection R

Performance Specifications	The unit offered must be lightweight less than 4kg. The rechargeable batteries must have a capacity of a minimum of 50 x 150J shocks or at least 2 hours of monitoring time. The rechargeable batteries must have a charge time of less than 3 hours. The unit must be able to withstand drop page of at least 1m on any corner. Supplier must provide details. To be splash proof. The unit must be equipped with internal memory of a minimum of 1GB. The unit must be equipped with a serial port, USB or data card system for download purposes. The software to download must be included in the bid price and supplied with every AED delivered by the successful supplier. Expected service life: at least 8 years.

Carried to Collection R

Section No. 6
Bill No. 1
PROJECT SPECIFICATION FOR MEDICAL EQUIPMEN
HEALTH DEPARTMENT
CITY OF TSHWANE

Accessories	All accessories will be supplied with the unit at no additional cost. The unit must be supplied with two rechargeable batteries and the charger unit.
Warranties	Minimum mandatory guarantee is 2 years. 5 years preferred. The unit must be offered with a minimum of a 2 year full unconditional replacement operating battery guarantee. The disposable defibrillator pads for the unit offered must have a shelf life of at least 2 years.

Instructions to Suppliers	Consumables should be quoted for separate sourcing as after-sales services. Supplier to indicate which consumables and non-consumables items is required for the normal operation and standard maintenance of the equipment during the guarantee period. The equipment may be maintained by the purchaser after the guarantee period has expired, therefore: The supplier must provide detailed preventative maintenance and calibration procedures. The supplier must provide technical training in the theory of operation, fault finding and calibration. Manuals must be comprehensive, including circuit diagrams in case of electronic/electrical equipment, enabling resident technical staff to deliver complete technical support in case of equipment failure, as well as routine servicing. Manuals will be treated as confidential and for the sole use on equipment owned by the purchasing department.

Carried to Collection R

	The supply of workshop/service manuals is a mandatory requirement of this bid and they must be in accordance with the requirements laid down above. The complete unit must include each replaceable accessory as specified in a series at no additional cost. The cost must be included in the final bid price. The supplier must undertake to provide a comprehensive training schedule when required, for end-user departments and clinical engineering staff of the end users department to ensure: Correct use of equipment Comprehensive technical support capability of the equipment, of at least 2nd level by eligible resident clinical engineering staff. Training of users shall be provided at no extra cost.					

Carried to Collection R

Laryngoscope set

Item Name	**Laryngoscope set for PHC facilities**
Description	**Detachable-blade hand-held fibre-optic laryngoscope set, for endotracheal intubation.**
Use	**This instrument set is used when it is necessary to insert an endotracheal tube, to secure a patient's airway.**

Carried to Collection R

Specifications	**Laryngoscope set handle: Handle fabricated from stainless steel. The bulb is housed in the handle head. The lamp to be of LED type. Lamp to switch on when blade is extended into operating position. Quick-release head, Batteries to be housed in handle. May have second smaller handle for paediatric blades. Spare set of batteries to be supplied. Blades to be supplied: The blade sizes 0, 1, straight fibre optic (Miller), and 1,2,3,4,5 curved fibre-optic(Macintosh pattern). Blades are to be manufactured from medical grade stainless steel. With hook-on fitting and positive-locking engagement to keep blade attached to handle in closed or operating position. Integrated, non-removable light path.**

Carried to Collection R

Applicable Standards	**Must comply with ISO 7376:2009 (or later) or equivalent.**
Performance Specifications	**Cool white or daylight LED colour temperature. Handle must have non-slip surface or knurling. Expected service life: 15 years.**
Accessories	**Spare bulb, spare set of batteries. Paediatric handle may be optional. To be supplied in a plastic container with closure. Spare bulb to be supplied, with instructions for replacement. Spare set of batteries.**

Warranties	**5-year guarantee on handles, blades, hook-on mechanism and switches. At least 2-year guarantee on light bulb (excluding deliberate or accidental damage).**
Instructions to Suppliers	**Supplier to provide a list of accessories and parts for the laryngoscope, with pricing. Supplier to include a price for an optional. Paediatric handle, if not included with the set. Supplier is also to offer a sheet of high-density closed-cell foam with cut-outs for the handle, blades and spare bulbs, to be fitted inside a drawer of the crash cart trolley.**

Carried to Collection R

Nebuliser

Item Name	Nebuliser
Description	Nebuliser.
Use	An electrical device to generate a stream of aerosol mist for drug delivery for treatment of chronic or acute pulmonary disease.
Applicable Standards	ISO 27427:2013. Supplier must provide certificate issued by Directorate of Radiation Control of the Department of Health, in terms of the Hazardous Substances Act (Act 15 of 1973).

Carried to Collection R

Specifications	General specifications: The unit must be a portable, lightweight unit of approximately 2-3kg. Ultrasonic. Should be able to connect directly to a mask. Unit to be cleanable by either boiling (5-10mins) or with a chemical disinfectant or sterilisable in autoclave at 121°C (1,2bar). Unit to include power switch to activate blower and transducer, flow rate adjustment controller. Unit to have external air inlet with replaceable high efficiency filter (50/70um). Unit to have a low operating sound level (max 60dB). Time-out function 0-60 minutes. Power requirements Mains voltage: 220V, 50-60Hz. The unit to be supplied complete with 3m power cord.

Carried to Collection R

Performance Specifications	Unit to operate with maximum pressure of 1,6 bar approximately. Unit to have a nebulisation capacity of 2-5 ml per minute. Medicine chamber capacity 50-100ml. Particle size 3-8 micron. Must be cleanable with standard cleaning and disinfectant solutions. State expected Mean Time Before Failure of the unit. Expected service life: 10 years.
Accessories	Mask: oxygen (diluter type) adult Mask: oxygen (diluter type) paediatric
Warranties	3 years.
Instructions to Suppliers	All necessary documentation and operating/service manuals in English to be included in tender price. Supplier to list consumable and replacement items with relevant prices for these. Supplier to indicate availability of after-sales support, with relevant pricing. Details of recommended service and service intervals to be clearly stated.

Carried to Collection R

Otoscope: portable

Item Name	Otoscope: portable
Description	Battery-powered otoscope for ear examination.
Use	Examination and instrumentation of external auditory meatus and middle ear.
Functional Specifications	Robust case with zip or other closure, housing otoscope head, handle, and specula. The Otoscope to be supplied with 3 polypropylene specula in each size 2.5, 3, 4 and 5 mm – re-usable quality. The Otoscope is to utilize fibre optic cool-light supply with no reflections. The Otoscope is to have a Wideangled viewing lens for instrumentation whilst under magnification. The unit is to be completely sealed for Pneumatic otoscopy (i.e. not open operating model). Light LED (optimized for best tissue viewing). Knurled handle, housing two non-corrosive batteries; connector for the instrument head, and rheostat for brightness adjustment.
Accessories	Specula. Case. Spare globe. Non-corrosive batteries (1 set).
Warranties	Minimum 7-year warranty on head and handle. Expected service life 15 years.

Carried to Collection R

Suction machine: portable

Item Name	Suction machine: portable

Carried to Collection R

Section No. 6
Bill No. 1
PROJECT SPECIFICATION FOR MEDICAL EQUIPMEN
HEALTH DEPARTMENT
CITY OF TSHWANE

Description	Suction machine: portable.
Use	To be used during resuscitation. Suitable for PHC clinics.
Specifications	Unit must be self-contained in use, and easily carried by hand. Must contain a rechargeable battery (non-memory forming) with built-in or external charger. The gauge must be marked in kPa and mmHg. Must have a battery charge level indicator. On-off switch must be illuminated and have a splash-proof cover. Must have suction control for accurate regulation of the vacuum. One receiver jar of 2l capacity, graduated in 100ml steps. Receiver jar must be high impact crack resistant polycarbonate. Receiver jar and lid must be removable and autoclavable. Receiver jar lid must have overflow protection. Receiver jar must operate without liners. Vacuum pump regulator must be fitted with a hydrophobic bacterial filter to prevent aspirated fluid from entering the suction pump. The suction inlets and connectors must be stainless steel. The pump must be oil free and maintenance free. The unit must operate from a 220 V AC supply. Must have a mains cable at least 3m long fitted with a SABS approved three pin 15A plug. Battery status indicator. Battery capacity: at least 1 hour operation. Battery must be sealed, maintenance free. The suction unit must be easy to service and maintain.

Carried to Collection R

Applicable Standards	ISO 10079-1:2015.
Performance Specifications	Vacuum pressure minimum 75mmHG and adjustable up to 150mmHG. The suction capacity must be at least 25l per minute. Working noise less than 50 dB.
Accessories	Supplied with re-usable, autoclave able suction tube and cannula. Filter: antibacterial. PHC-C-162.
Warranties	2 years
Instruction to Suppliers	List ALL available consumables with prices incl VAT. List ALL available accessories with prices incl VAT. The unit must be handed over in full operating order. A starter-pack of consumables must be supplied with the unit. Specify any mandatory service required, to keep unit at optimal operating condition.

Suction machine: trolley type

Item Name	Suction machine: trolley type
Description	Suction, mobile.
Use	To be used during resuscitation. For use in CHCs

Carried to Collection R

Specifications	Unit must be mounted on mobile stand with at least 4 x castor wheels. Must contain a rechargable battery with built-in charger. Two of the castors must be lockable. Operating pressure: 0 to -80 kPa. The gauge must be marked in kPa and mmHg. The gauge must be fully removable for maintenance. On-off switch must be illuminated and have a splash-proof cover. Must have suction control for accurate regulation of the vacuum. Two receiver jars, each of 2l capacity, graduated in 100 ml steps. Receiver jars must be high impact crack resistant polycarbonate. Receiver jars and lids must be removable and autoclavable. Receiver jar lid must have overflow protection. Receiver jar must operate with and without liners. Vacuum pump regulator must be fitted with a hydrophobic bacterial filter to prevent aspirated fluid from entering the suction pump. The suction inlets and connectors must be stainless steel. The pump must be oil free and maintenance free. The vacuum regulator must be fitted with a probe of the S.A.B.S./Heyer type. The mobile stand must have a handle for pushing. The unit must operate from a 220 V AC supply. Must have a mains cable at least 3m long fitted with a SABS approved three pin 15A plug.

Carried to Collection R

	Battery status indicator. Battery capacity: at least 1 hour operation. Battery must be sealed, maintenance free. The unit must meet the appropriate ISO standards. The unit must be CE approved. The suction unit must be easy to service and maintain.

Applicable Standards	ISO 10079-1:2015.
Performance Specifications	The suction capacity must be at least 25l per minute. Working noise less than 50 dB. Vacuum regulator should operate on high vacuum 7 to 67 kPa and low vacuum 0 to 19 kPa.
Accessories	Supplied with re-usable, autoclaveable suction tube and cannula. Filter: antibacterial. PHC-C-161.
Warranties	2 years
Instructions to Suppliers	List ALL available consumables with prices incl VAT. List ALL available accessories with prices incl VAT. The unit must be handed over in full operating order. A starter-pack of consumables must be supplied with the unit. Specify any mandatory service required, to keep unit at optimal operating condition.

Carried to Collection R

Autoclave: tabletop

Item Name	Autoclave: tabl No

Carried to Collection R

Section No. 6
Bill No. 1
PROJECT SPECIFICATION FOR MEDICAL EQUIPMEN
HEALTH DEPARTMENT
CITY OF TSHWANE

Description	A medium-sized tabletop automatic autoclave. The autoclave operates on the following general cycle: while water is being heated into steam, air is sucked out of the sterilisation chamber. Steam is then introduced into the chamber under pressure (to keep the temperature above boiling point). The steam penetrates textiles and wrappings because of the alternating vacuum and pressure. As steam condenses, it forms moisture and gives off heat, which is very effective at heat transfer to the objects to be sterilised. The temperature and pressure are maintained for a pre-determined period. Thereafter, the steam is released, and there is a drying (and cooling) cycle. The cycles vary in time and temperature, depending on the load to be sterilised. A display panel shows temperature, pressure, type of cycle, stage of cycle, and any alarm conditions.

Use	This size of autoclave is suitable for a larger clinic, or a Community Health Centre with an MOU. This autoclave can sterilise all types of loads. Although it has numerous safety features, care is still necessary because of the steam and very high temperatures generated. Depending on the model selected, de-ionised water may be required – follow the manufacturer's instructions carefully. The autoclave requires periodic testing for temperature and pressure and leakage.

Carried to Collection R

	There are specific test protocols to carry these out, and the machine has pre-programmed test cycles. A prion cycle is available if required by the SOP The tests should be carried out regularly as per SOP, to maintain confidence in the sterilisation process. The following are general guidelines for use: a. Clean the drain strainer before loading. b. Do not load non-autoclaveable items. Place items so that the steam can get to them. c. Do not place autoclaveable glass directly in contact with metal surfaces – use a heat-resistant plastic tray. d. The autoclave uses water and power, irrespective of load. Therefore utilise the full space. e. Clean and dry items before placing in the autoclave, especially if in a pack. f. Arrange loads according to cycle type, i.e. do not mix liquids and instruments, as they require different cycles. g. The autoclave has an interlock, to prevent the door from opening while it is still under pressure and the temperature is high. ONCE THE DOOR CAN BE OPENED, CAUTION IS STILL REQUIRED – THE AIR AND ITEMS INSIDE MAY STILL BE EXTREMELY HOT. h. Wait at least 30 seconds before reaching, or looking into the autoclave, after opening the door. i. Wait 5 minutes before removing the load. j. Use personal protection when removing items from the autoclave. The autoclave can store the data for the last 20 cycles. The data can be downloaded to a computer for review or filing. If the optional printer is purchased, the data can be printed directly.					

Carried to Collection R

Specifications	Automatic lock on door when a programme starts. It must not be possible to pressurize the chamber if the door is not fully closed. Safety interlock must prevent the door opening, until the chamber is at atmospheric pressure. Door seal must be replaceable. Visual and audible alarms for cycle malfunctions. Self-diagnostic system with the following warnings: Vacuum period exceeded Steam discharge period exceeded Door lock failure Pressure failure Temperature failure Heater failure Air detector failure Vacuum leakage Door gasket failure Power failure Low chamber steam pressure High chamber steam pressure High chamber temperature No water alarm Low water alarm Temperature & pressure sensor failure Phase time-outs Door not properly closed Continuous self-checking of all safety devices. Air removal by vacuum pulse. Describe type of vacuum pump, and maximum negative pressure. Describe details of water connection. Filter incorporated or external? De-ionised water necessary? Thermal insulation must completely surround the

Carried to Collection R

	chamber. Chamber must withstand at least 250 kPa overpressure and vacuum. Water quality sensor. HEPA Air filter, easily replaceable. Efficiency greater than 99.9% for particles greater than 0.3 µm. Overpressure valve and all other safety valves must vent into a safe area, and not into working area. Operator controls must be by touch-type, and not switches, for infection control purposes. The heating element must be protected by means of an overheat cut off switch. Describe air venting method and requirements. The unit must store data for at least the last 20 cycles. This data must be available in a printable and downloadable format. The data required is: Type of cycle Date and time Total time for the plateau (Sterilising) Temperature at the plateau (Sterilising) Pressure at peak plateau temperature Indication if a cycle has passed or failed (On printout and downloadable). USB port for data download. Ethernet port will be accepted. Optional Printer to print vital sterilizer data.					
	Carried to Collection				R	

Applicable Standards	The autoclave must conform to the following standards. Relevant certificates must be provided: (certificates for equivalent standards may be provided) High pressure high vacuum steam sterilisers: SANS 982 (2009) Pressure Equipment Regulations: Occupational Health and Safety Act (Act No. 85 of 1993, Section 43) ISO 9001 Machinery Directive 2006/42/EC Low Voltage Directive 2006/95/EC Pressure Equipment Directive 97/23/EC Sterilization – Large Steam Sterilizers EN 285 Sterilization – Moist heat – Validation and routine control EN ISO 17665-1:2006 EN 61010 and EN 61010-2-041.
Performance Specifications	Pressure sensor: temperature compensated, 0-400 kPa: Accuracy of 2% over the range Accuracy of 5 kPa at operating pressure. Temperature sensors: 50-150°C: Accuracy of 1% over the range Accuracy of 0.5°C at sterilisation temperature.

Carried to Collection R

Accessories	Spare door seal. Perforated sterilising trays (at least three), long enough to house maternity instruments. Pack of Bowie-Dick test packs. PHC-C-213 Helix test kit with pack of strips. PHC-C-214. The unit must include at least three perforated trays and not the box type. The box type may be offered as an extra. Each tray must hold at least 10 dental instruments. The chamber must be long enough to sterilise instruments up to 400mm long to enable sterilising of maternity instruments. 1 replacement door seal. 1 helix test kit PHC-C-214. 1 Bowie-Dick test pack PHC-C-213.

Carried to Collection R

Warranties	2 year guarantee. Vacuum pump to be guaranteed for 5 years. Heating elements guaranteed for ten years.
Instructions to Suppliers	Technical details to be provided in a separate document. Specify power and water consumption per cycle. Indicate whether energy/water-saving features are standard or optional. Any other relevant certificates may be submitted. Suppliers to fully describe, in a separate document, all relevant information regarding the cycles available (Vacuum, Pressure, Temperature etc.). Range of accessories that can be ordered as required. Bidders must stipulate the cost of the following spare parts V.A.T. included: Door gasket. A schedule of the preventive maintenance programme must be supplied. Supplier to indicate which consumable items are required for (a) normal operation (b) standard maintenance and (c) testing of the equipment.

Carried to Collection R

Instrument steriliser: desktop

Item Name	Instrument steriliser: desktop
Description	Desktop instrument sterilising autoclave. For smaller PHC facilities.
Use	Primary use is to sterilise dental instruments and other small instruments at PHC level.

Specifications	A Table top B class autoclave with a PRION Cycle. Mains voltage MUST operate at 220 – 240V. Current MUST not exceed 15 Amps. MUST have no re-circulation of used water. Chamber MUST be constructed of stainless steel or copper brass alloy. MUST be ASME or SABS approved. The unit must have ability to heat the entire chamber efficiently. MUST have heat insulated casing with built-in condensation coils and tank. MUST have automatic timer to complete sterilizing cycle. MUST be fitted with safety pressure valve. MUST be fitted with temperature and pressure gauges. Complete cycle after warm up MUST not exceed 30 min. Chamber dimensions MUST be

Carried to Collection R

		□}510mm deep by □}360mm diameter. Minimum reservoir capacity 4l. 15 Amp plug MUST be supplied. MUST have separate drying cycles which shut off automatically after 7 – 12 minutes. The unit MUST be of a horizontal, chamber-type autoclave, and the entire unit MUST be microprocessor controlled. The unit MUST monitor the water level, and if low, switch off to protect the elements from overheating and damage. The unit MUST switch off when water level low, and not when overheating. The unit MUST include at least 3 perforated trays with a detacheable handle. Each tray MUST hold at least 10 dental instruments. The chamber MUST be long enough to sterilize instruments up to 300mm long. All cycles MUST be automatic – no user intervention MUST be required, except to select the correct cycle and start the cycle. End of cycle, and all error messages, MUST be indicated by a clear audible signal. It MUST be possible to terminate any cycle at any stage. The unit MUST display the operating temperature in an electronic format, and also display pressure. The unit MUST be automatically controlled by temperature. Control for pressure as an additional measure will serve as a recommendation. The unit MUST automatically protect itself and the operator against over temperature and overpressure.					
		Carried to Collection			R		

		The unit must also store data of at least the last 40 cycles. This data must be available in a printable and downloadable format. The unit MUST be able to connect to a computer, via a USB connection, to download the required information. If any software program is needed to perform this, it must be included in the bid price as an accessory. Water MUST be drained from the chamber after each and every cycle. External elements must be used, please state the wattage of the elements. The unit MUST have an insulated shell to protect operator from accidental heat injuries. Overpressure valve and all other safety valves must vent into a safe area, and not into working area. Unit must monitor the water quality in chamber, and stop cycle if the quality is not satisfactory. Reservoir and chamber to have a manual drain facility that is controlled with a positive on/off valve. Operator controls MUST be by touch-type, and not switches for infection control purposes. All electrical boards/electronic components MUST be well shielded/insulated from heat and potential water spillage. The door mechanism MUST have an auto-lock safety facility to prevent the door being opened during a cycle. It MUST not be possible to start a cycle if the door is not properly closed and sealed. The autoclave is to display time lapsed and the time remaining on cycle.						
		Carried to Collection				R	

	The autoclave is to display time lapsed and the time remaining on cycle. The entire unit must form a self-contained working unit. It must be easy to move the unit to where it's required. Capacity of the chamber MUST be 16+ litres.					

Carried to Collection R

Applicable Standards	IEC 601-1, IEC 601-2, ISO 13458, Applicable parts of SANS 40:2009 (ed2.03 or later), ANSI/AAMI ST55:2010/ (R) 2014.
Performance Specifications	Operating pressure MUST be 240 KPa. Operating temperature MUST not exceed 135°C. The unit MUST be able to perform the following cycle: 134o with vacuum with drying 134o with vacuum without drying 134o non-vacuum with drying 134o non-vacuum without drying 121o with vacuum with drying 121o with vacuum without drying 121o non-vacuum with drying 121o non-vacuum without drying. Unit MUST have a Prion cycle. The units MUST be able to sterilize unwrapped solids and hollow instruments, pouched solid and hollow instruments, single wrapped solid and hollow instruments, double wrapped solid and hollow instruments and porous items. Expected service life: 10 years. The up-time of the unit must be better than 98%, excluding scheduled preventative maintenance and software upgrades, measured on a quarterly basis. The percentage lower than 98% will be added to the warranty period. A sliding scale penalty clause will form part of the service contract. This will result in the maintenance payment being reduced by a pro rata amount that the up-time is less than 98%.

Carried to Collection R

Accessories	Spare door seal. Perforated sterilising trays (at least three), long enough to house maternity instruments. Pack of Bowie-Dick test packs. PHC-C-213 Helix test kit with pack of strips. PHC-C-214. Observe water quality requirements. Ensure drainage after daily use. **Testing** This should be carried out at least weekly, but more frequently if the SOP requires it. **Bowie-Dick test:** a test pack (and nothing else) is placed over the drain outlet, and the Bowie-Dick cycle is run on the autoclave. If the thermochromatic paper at the core of the pack does not change colour completely, the test has failed. Maintenance personnel should be summoned. **Leak test:** run this cycle with an empty autoclave. The cycle develops the usual operating vacuum, and then monitors the vacuum over a period of 15 minutes. If there is a leak, the vacuum will decrease more rapidly than allowed. If this test fails, summon maintenance personnel, and change the door seal. **Helix test:** uses the same cycle as the Bowie-dick, but a test strip is placed inside a deep, catheterlike receptacle. This tests steam penetration inside deep hollow instruments, and should be carried out if such instruments are used in the facility. If this test fails, summon maintenance personnel. The autoclave is supplied with a full maintenance contract, for 5 years. The supplier will provide a schedule of preventative and planned maintenance.

Carried to Collection R

Carried to Collection			R	

Warranties	2 years. Availability of spares guaranteed for 10 years. If unit requires off-site repair, a loan unit will be provided at no additional cost. Software changes to the equipment which are corrective in nature and initiated due to software errors, regulatory requirements or safety reasons, shall be delivered and installed at no charge for the life of the equipment.
Instruction to Suppliers	Please provide cycle times for each of the programs for hot and cold cycle. Water distiller/demineraliser to be included for each autoclave. This must meet the required water quality for this autoclave. The price of this unit must be included in the bid price. Supply an all- inclusive, fully comprehensive five year preventative maintenance, service and repair contract covering all equipment, hardware and software. This contract would cover, but not be limited to the following: ALL PARTS, labour, traveling, accommodation, service and maintenance. The five- year maintenance plan must also include all quality check and quality assurance requirements, including all required calibrations. This contract will commence after the two- year warranty period has expired. Software updates and upgrades to be included. Supplier to deliver and commission. Supplier to train staff at each facility on correct operation.

Carried to Collection R

Refrigerator: vaccine, upright model

Item Name	Refrigerator: vaccine, upright model
Description	Upright refrigerator for vaccine and blood products.
Use	Used to store vaccines and blood products.

Specifications	Upright model. As per WHO specification E003/RF01.2 " Refrigerator or combined refrigerator water-pack freezer, compression cycle", with the following modifications (not in WHO spec): Minimum internal volume = 100l No water-pack freezer compartment (we will cater for this need by specifying a medicine fridge with freezer compartment) Will be used with an externally readable data logging thermometer, procured as separate item Power supply: 220V /50Hz 1 phase.

Carried to Collection R

Applicable standards	Refrigerant: CFC free. WHO specification E003/RF01.2 Pre-qualification on WHO PQS - with proof – will be an advantage.
Performance Specifications	Warning device for min. 12h in the event of power failure (power failure alarm). Hold-over period 48 hours or better. Must be cleanable and disinfectable with standard materials.
Accessories	None.
Warranties	3 years
Instructions to Suppliers	Optionally the supplier can propose more than one model, for use in moderate and hot temperature zones. Includes delivery, installation, training. Supplier must specify availability of after-sales support, with relevant pricing.

Bassinet

Item Name	Bassinet, complete
Description	Bassinet, complete (frame, bassinet and mattress).
Use	For safe examination of an infant.

Carried to Collection R

Specifications	Bassinet, hospital, type A, with stand complete with mattress. To comply with the latest issue of CKS 237, type A Bassinet: durable, transparent plastic material Mild steel frame with epoxy/nylon powder-coated finish to comply with SANS 778 paragraph 5.2, proof of compliance must be submitted Mattress: Must be in accordance with item RT 24-02-021 On castors.

Applicable Standards	o comply with the latest issue of CKS 237, type A. SANS 778 paragraph 5.2, proof of compliance must be submitted. Castors shall be in accordance with SANS 621 (see Special Conditions).
Performance Specifications	Expected service life of frame: 15 years.
Accessories	Bassinet, plastic, spare PHC-F-026. Mattress for bassinet, spare PHC-F-027.
Warranties	2 years (excluding deliberate or accidental damage).

Carried to Collection R

Bed: hospital, 2-section

Item Name
Description
Bed: hospital, 2-section
Basic hospital bed

Use	For use in short-stay areas.
Functional Specifications	Mild steel frame with epoxy/nylon powder-coated finish. Epoxy/nylon powder coating colours: white, cream or grey. Bed must support a patient mass of 180 kg Adjustable backrest with gas spring assist, suitable for 100 kg patient. To be fitted with castors, two swivel, two locking Removable head and foot ends (ABS material is acceptable) With collapsible safety sides. Mattress support other than weld mesh is required.

Carried to Collection R

Technical Specifications	Mild steel frame with epoxy/nylon powder coating colours: white, cream or grey. To be fitted with castors, two swivel, two locking. Removable head and foot ends (ABS material is acceptable). Mattress support: mattress support other than weld mesh is required, provide details.
Applicable Standards	To comply with the latest issue of SANS 521, in subsections 3.1 (a) and 5.1 (Type) of the latest issue of SANS 521 Note: where the item offered differs from the specification in SANS 521, the supplier must indicate the deviation and supply relevant details. Must comply with IEC 60601-2-52 (Particular requirements for basic safety and essential performance of medical beds) paragraphs: 201.1, 201.3, 201.7, 201.9, 201.13, 201.15, annex BB and annex CC. Epoxy/nylon powder-coated finish to comply with SANS 778 paragraph 5.2, proof of compliance must be submitted. Castors must comply with the latest issue of SANS 621, proof of compliance must be submitted. Where castors are fitted into steel tubular legs, the tube shall be of wall thickness not less than 2,0mm and castors shall be fixed to the tube by one of the following methods: a. Solid plug (long) complying with SANS 621 subsection 3.5.6 or b. Screwed into 35mm long sleeves welded into the tubular members and locked in an acceptable manner c. Rubber or plastic expanding sleeves for fitting castors are not acceptable. Collapsible safety sides, to comply with IEC 60601-2-52.

Carried to Collection R

Performance Specifications	Bed must support a minimum patient mass of 180 kg. 200kg preferred. Adjustable backrest with gas spring assist, suitable for 100 kg patient. Bed must not disassemble if sides or ends are lifted – collapsible "emergency" beds are not fit for this purpose.
Accessories	Complete with folding cot sides. Drip pole and patient lifting pole and strap optional
Warranties	2 years

Bed: hospital, obstetric

Item Name	Bed: hospital, obstetric
Description	Delivery bed.
Use	To be used for resuscitations, as well as occasional emergency deliveries in PHC facilities without a MOU. Also used as a regular delivery bed in MOUs.

Functional	Epoxy-coated steel frame, 2

Carried to Collection R

Specifications	sections Complete with mattress. Removable foot section, adjustable backrest, hydraulic adjustment of bed height and Trendelenburg position.
Technical Specifications	Bed, hospital, obstetric, high-low, tilting, 2 section, complete with mattress. Bed and fittings must accommodate various labour and delivery positions Mild steel frame with epoxy/nylon powder-coated finish to comply with SANS 778 paragraph 5.2, proof of compliance must be submitted Epoxy/nylon powder coating colours: white, cream or grey Mattress platform material Removable leg section Adjustable backrest with gas spring assist (0 to 60 degrees) with quick release Controls at both sides of bed Hydraulically operated variable height operated by dual sided foot pedals Height range (mattress platform): 500 to 750mm (approximately) Trendelenburg tilt, 12 degrees To be fitted with 125mm castors with a central castor locking system Castors must comply with the latest issue of SANS 621, proof of compliance must be submitted Where castors are fitted into steel tubular legs, the tube shall be of wall thickness not less than 2,0mm,with collapsible safety sides, to comply with IEC 60601-2-

Carried to Collection R

	52. Rubber buffer wheels at the corners of bed head end Mattress, two section, for body and foot sections, with cover. Body section must be suitable for all profile angles.

Applicable Standards	Must comply with IEC 60601-2-52 (Particular requirements for basic safety and essential performance of medical beds) paragraphs: 201.1, 201.3, 201.7, 201.9, 201.13, 201.15, annex BB and annex CC. Epoxy/nylon powder-coated finish to comply with SANS 778 paragraph 5.2, proof of compliance must be submitted. Castors must comply with the latest issue of SANS 621, proof of compliance must be submitted. Collapsible safety sides, to comply with IEC 60601-2-52. Mattress to comply with the latest issue of SANS 640 AND 1291-1 (type 2), except for thickness, as below, proof of compliance must be submitted. Mattress To be constructed of flexible polyurethane foam complying with class 30, grade no.12 of SANS 640.

Carried to Collection R

Performance Specifications	Expected service life minimum 10 years. Bed must support a patient mass of 180kg. Mattress must support a patient of at least 180kg and return to original shape when not in use. Thickness: 150mm (-0 and +5mm). Must be cleanable and disinfectable with standard solutions.
Accessories	Two lithotomy poles, height adjustable, swivel action, with leg support (not straps). Douche fitting. Douche tray, stainless steel. Drip rod.
Warranties	5 years

Cabinet: scheduled drugs, wall-mounted

Item Name 	Cabinet: scheduled drugs, wall mounted
Description	Wall-mounted lockable cabinet.
Use	For secure storage of scheduled drugs.

Carried to Collection R

Technical Specifications	Wall-mounted, lockable cabinet. Mild steel construction, with epoxy/nylon powder-coated finish. At least one internal shelf. The mild steel plate shall have a nominal thickness of not less than 1,20 mm. Lock must be robust, and engage fully with the cabinet body. Not of the cam-and-lever variety. Preferably locking by retractable bolts. NOTE: The cabinet must not be marked “Poison”.
Applicable Standards	Mild steel frame with epoxy powder-coated or nylon powder-coated finish to comply with SANS 778 paragraph 5.2, proof of compliance must be submitted.
Performance Specifications	Adjustable height from 740 mm to 1 090 mm. Automatic lock. Minimum weight bearing capacity measured at free end of table: 20kg without flexing or distortion of frame.
Accessories	All wall-mounting hardware. 2 keys.
Warranties	2 years.

Carried to Collection R

Cupboard: sterile stock

Item Name	Sterile stock cupboard
Description	Cabinet for storing packs and instruments.
Use	Used to store packs and autoclaveable instruments after sterilisation.

Functional Specifications	All-steel cabinet, with lockable double doors. Doors have glass panes to permit view of contents without opening. Six Shelves. Rubber ferrules on feet, or rubber floor protectors. Antibacterial coating on the interior.
Technical specifications	
Applicable Standards	
Performance specifications	
Accessories	Key and spare key.
Warranties	2 years on cabinet itself (excluding deliberate or accidental damage). 5 years on locks, lock bars, hinges and handles.

Carried to Collection R

Examination couch

Item Name		
Examination couch RT 24		

Carried to Collection R

Description	Examination couch.
Use	To be used for physical examination of patients.
Specifications	Examination couch, consisting of mild steel frame (tubular or square section). Epoxy/nylon powder-coated finish to comply with SANS 778 paragraph 5.2, proof of compliance must be submitted Two-piece design, head piece hinged, elevatable to 60 degrees above horizontal. Notched steel supports preferred over friction stay Platform of sealed medium-density fibreboard or 16mm plywood. Sealed. Padding minimum 70mm Covering material must be durable and waterproof. Dark colour preferred. Must be re-upholsterable Heavy-duty rubber ferrules on feet.

Applicable Standards	CSK 243 latest version.
Performance Specifications	Service life at least 10 years. Must be cleanable and disinfectable with standard solutions.
Accessories	
Warranties	5 years

Carried to Collection R

Foot stool

Item Name	Foot stool: 2-step
Description	Foot stool, 2-step.
Use	To facilitate patient's access to the examination couch.
Technical Specification	Stool, foot, double step. To comply with the specification CKS 233 in Annexure J, see attached. Aluminium chequered plate top. Stainless steel edging. Mild steel frame and legs with epoxy/nylon powder-coated finish, to comply with SANS 778 paragraph 5.2, proof of compliance must be submitted. Heavy-duty rubber non-slip, non-scratching ferrules on feet.

Carried to Collection R

Applicable Standards	CKS233 in the specification in Appendix J. SANS 778 paragraph 2, proof of compliance must be submitted.
Performance Specifications	Service life minimum 10 years. Must be cleanable and disinfectable with standard solutions.
Accessories	
Warranties	2 years (excluding deliberate or accidental damage). NB: these steps are guaranteed to carry at least 180Kg without distortion. If any example bends under normal use.

Locker: bedside, steel

Item Name 	Locker: bedside, steel
Description	Bedside locker in steel.
Use	Temporary storage of personal non-valuable belongings.

Carried to Collection R

Technical Specifications	Steel bedside locker. Mild steel construction, with epoxy/nylon powder-coated finish. Materials which are easily cleaned and of lasting finish, and low noise generating nature, must be used. Stainless steel top, with rail on three sides. Single pull-out drawer, with durable sliding mechanism and stop to prevent total extraction of drawer. Locker mounted on 4 castors.

Carried to Collection R

Applicable Standards	To comply with the latest issue of SANS 343, Type 1 Material: Mild steel with epoxy/nylon powdercoated finish to comply with SANS 778 paragraph 5.2, proof of compliance must be submitted. Stainless steel must comply with the latest issue of SANS 417, subsection 4.1.2. Castors must comply with the latest issue of SANS 621, proof of compliance (Test Report) must be submitted. Where castors are fitted into steel tubular legs, the tube shall be of wall thickness not less than 2,0mm and castors shall be fixed to the tube by one of the following methods: a. Solid plug (long) complying with SANS 621 subsection 3.5.6 or b. Screwed into 35mm long sleeves welded into the tubular members and locked in an acceptable manner c. Rubber or plastic expanding sleeves for fitting castors are not acceptable.
Performance Specifications	
Accessories	
Warranties	2 years.

Carried to Collection R

Screen: bedside, wheeled, complete

Item Name	Screen: bedside, wheeled. Complete with curtain
Description	Four-panel concertina- foldable screen, consisting of steel frames on castors, and plastic curtains.
Use	To provide visual privacy when there are no other screening curtains available.

Carried to Collection R

Specifications	Four-panel concertina- foldable screen, consisting of steel frames on castors, and plastic curtains. Must comply with the latest issue of SANS 897, fig.3, Type C. Overall height 1 680 mm. Mild steel frame and legs with epoxy/nylon powder-coated finish, to comply with SANS 778 paragraph 5.2, proof of compliance must be submitted. Castors: 75 mm Castors must comply with the latest issue of SANS 621, proof of compliance must be submitted. Where castors are fitted into steel tubular legs, the tube shall be of wall thickness not less than 2,0mm and castors shall be fixed to the tube by one of the following methods: a. Solid plug (long) complying with SANS 621 subsection 3.5.6 or b. Screwed into 35mm long sleeves welded into the tubular members and locked in an acceptable manner c. Rubber or plastic expanding sleeves for fitting castors are not acceptable. Curtain to be as follows: Strong non-transparent plastic Sides to be strengthened and to be full fit in frame sections. Curtain must be easily removable.
Applicable Standards	SANS 897, fig.3, Type C. SANS 778 paragraph 5.2. SANS 621.
Performance Specifications	Curtains must be washable. Expected service life: Frames 10 years Curtains 3 years.
Accessories	
Warranties	5 years on frames, 1 year on curtains

Carried to Collection R

Trolley: anaesthetic

Item Name	Trolley: anaesthetic
Description	Trolley, anaesthetic.
Use	To be used as couch-side trolley in consulting rooms.

Carried to Collection R

Specification s	Trolley, anaesthetic. Type 3 , size C. To comply with the latest issue of SANS 726 (see fig 2 and table 2). Size: Length: 455mm (□} 5mm). Width: 455mm (□} 5mm). The upper part is enclosed to contain a drawer (with no divisions) opening to the front. Drawer must have a stopper to prevent complete removal of drawer. Durable rubber plugs (or similar noise reducing material) must be inserted into rails below removable shelves. The top shelf has a rail along sides and back. Bottom shelf must have a continuous rail on all four sides. Materials which are easily cleaned and of lasting finish, and low noise generating nature, shall be used. Stainless steel throughout. Stainless steel must comply with subsection 4.1.2 of the latest issue of SANS 417 (See special conditions). Four swivel castors with a diameter of 75mm each. Castors shall be in accordance with SANS 621 (see Special Conditions). Where castors are fitted into steel tubular legs, the tube shall be of wall thickness not less than 2,0mm and castors shall be fixed to the tube by one of the following methods: a. Solid plug (long) complying with SANS 621 subsection 3.5.6 or b. Screwed into

Carried to Collection R

Applicable Standards	To comply with the latest issue of CKS 294, Type B. Stainless steel must comply with the latest issue of SANS 417, subsection 4.1.2, proof of compliance must be submitted. SANS 621.
Performance Specifications	Service life minimum 10 years. Must be cleanable and disinfectable with standard solutions.
Accessories	
Warranties	2 years

Carried to Collection R

Trolley: emergency

Item Name	Trolley: emergency
Description	Emergency trolley (“crash cart”).
Use	For use in emergencies and resuscitations. The trolley should be so configured, that it has all of the essential resuscitation equipment and drugs on board. If it becomes necessary to resuscitate a collapsed patient who cannot be moved, the trolley can then be moved to the patient. The first responder will have everything to hand on the trolley.

Carried to Collection R

Specifications	Dedicated “crash cart” type trolley. All metal or ABS construction Side-accessible slide-out tray for medication preparation Top drawer lockable half-height, with Moulded insert for emergency drugs. Facility for Tamper–proof seals Four half-height drawers, for resuscitation equipment, bandages, syringes, needles, ET tubes One deep drawer for manual resuscitation ventilators and masks Side bracket for portable suction machine Side accessory tilt-out drawers On-board attached multi-plug with at least 5 15A 3-pin sockets (switchable) and 5 Euro-style sockets. Single power lead, 3-core 2,5mm2, terminated with moulded 15A 3-pin plug (SANS approved) Raised bridge rail at rear of top, to attach NIBP monitor and AED Swing-out trays not suitable Built-in extendable drip stand, left- or right-mounting Mounted on 4 approved castors, with non-loosening fixings Hooks for mounting cardiac board at rear Oxygen cylinder holder not required Cleanable and disinfectable with standard solutions.

Carried to Collection R

Applicable Standards	SANS 621.
Performance Specifications	Service life minimum 10 years. Must be cleanable and disinfectable with standard solutions. Dimensions must allow passage through standard doorway.
Accessories	Cardiac board, drugs insert, laryngoscope and ET tube insert. Half-height plastic bins for syringes and needles. Drawer dividers optional.
Warranties	2 years (excluding deliberate or accidental damage).

Trolley: gas cylinder

Item Name	Trolley: gas cylinder
Description	Trolley, gas cylinder.
Use	To be used for moving a standard oxygen cylinder.

Carried to Collection R

Specifications	Gas cylinder trolley, for 300mm diameter cylinder. To comply with the latest issue of SANS 895. Material: Mild steel frame with epoxy/nylon powder-coated finish to comply with SANS 778 paragraph 5.2, proof of compliance must be submitted.
Applicable Standards	SANS 895. SANS 778 paragraph 5.2.
Performance Specifications	Diameter of cylinder: 300mm. Length of cylinder: 1 300mm.
Accessories	
Warranties	2 years

Trolley: medical dressing, large

Item Name	Trolley: medical dressing, large
Description	Trolley, medical dressing, large.
Use	General purpose medical dressing trolley.
Specifications	Trolley, medical dressing. To comply with the latest issue of SANS 726 (see fig 4). Length: 915mm (□} 5mm). Width: 455mm (□} 5mm). The trolley is open and has two removable stainless steel shelves. Durable rubber plugs (or similar noise reducing material) must be inserted into rails below removable shelves.

Carried to Collection R

	It has a continuous guard rail along the sides and back of the top shelf and a continuous rail fitted around the bottom, above the bottom shelf. Materials which are easily cleaned and of lasting finish, and low noise generating nature, shall be used. Stainless steel throughout. Four swivel castors with a diameter of 75mm each. Where castors are fitted into steel tubular legs, the tube shall be of wall thickness not less than 2,0mm and castors shall be fixed to the tube by one of the following methods: a. Solid plug (long) complying with SANS 621 subsection 3.5.6 or b. Screwed into 35mm long sleeves welded into the tubular members and locked in an acceptable manner.					

Carried to Collection R

Applicable Standards	To comply with the latest issue of SANS 726, Type 4, size A. Stainless steel must comply with the latest issue of SANS 417, subsection 4.1.2, proof of compliance must be submitted. Castors shall be in accordance with SANS 621 (see Special Conditions).
Performance specifications	Service life minimum 10 years. Must be cleanable and disinfectable with standard solutions.
Accessories	
Warranties	2 years

Trolley: medical instruments, medium

Item Name
Trolley, medical instruments, medium

Carried to Collection R

Section No. 6
Bill No. 1
PROJECT SPECIFICATION FOR MEDICAL EQUIPMEN
HEALTH DEPARTMENT
CITY OF TSHWANE

Description	Trolley, medical instru medium.
Use	General purpose med dressing trolley.

Specifications	Trolley, medical dressing, medium. To comply with the latest issue of SANS 726 (see fig 4). Length: 915mm (□} 5mm). Width: 455mm (□} 5mm). The trolley is open and has two removable stainless steel shelves. No guard on top shelf, and continuous guard rail on all four sides of bottom shelf. Durable rubber plugs (or similar noise reducing material) must be inserted into rails below removable shelves. It has a continuous guard rail along the sides and back of the top shelf and a continuous rail fitted around the bottom, above the bottom shelf. Materials which are easily cleaned and of lasting finish, and low noise generating nature, shall be used. Stainless steel throughout. Four swivel castors with a diameter of 75mm each. Where castors are fitted into steel tubular legs, the tube shall be of wall thickness not less than 2,0mm and castors shall be fixed to the tube by one of the following methods: a. Solid plug (long) complying with SANS 621 subsection 3.5.6 or b. Screwed into 35mm long sleeves welded into the tubular members and locked in an acceptable manner.
Applicable	To comply with the latest issue of

Carried to Collection R

Standards	SANS 726, Type 2, size B. Stainless steel must comply with the latest issue of SANS 417, subsection 4.1.2, proof of compliance must be submitted. Castors shall be in accordance with SANS 621 (see Special Conditions).
Performance specifications	Shelf size 912x455mm (□}5mm). Service life minimum 10 years. Must be cleanable and disinfectable with standard solutions.
Accessories	
Warranties	2 years

Trolley: medical dressing, small

Item Name	Trolley: medical dressing, small
Description	Trolley, medical dressing small.
Use	General purpose medical dressing trolley.

Specifications	Trolley, medical dressing, small. To comply with the latest issue of SANS 726 (see fig 4). Length: 455mm (□} 5mm). Width: 455mm (□} 5mm). The trolley is open and

Carried to Collection R

	has two removable stainless steel shelves. Continuous guard rail on three sides of top shelf, and all four sides of bottom shelf. Durable rubber plugs (or similar noise reducing material) must be inserted into rails below removable shelves. It has a continuous guard rail along the sides and back of the top shelf and a continuous rail fitted around the bottom, above the bottom shelf. Materials which are easily cleaned and of lasting finish, and low noise generating nature, shall be used. Stainless steel throughout. Four swivel castors with a diameter of 75mm each. Where castors are fitted into steel tubular legs, the tube shall be of wall thickness not less than 2,0mm and castors shall be fixed to the tube by one of the following methods: a. Solid plug (long) complying with SANS 621 subsection 3.5.6 or b. Screwed into 35mm long sleeves welded into the tubular members and locked in an acceptable manner.						
Applicable Standards	To comply with the latest issue of SANS 726, Type 4, size C. Stainless steel must comply with the latest						

Carried to Collection R

	issue of SANS 417, subsection 4.1.2, proof of compliance must be submitted. Castors shall be in accordance with SANS 621 (see Special Conditions).
Performance specifications	Shelf size 455x455mm (□}5mm). Service life minimum 10 years. Must be cleanable and disinfectable with standard solutions.
Accessories	
Warranties	2 years on all components.

Carried to Collection R

Trolley: medical dressing with bucket and bowl attachment

Item Name	Trolley: medical dressing with bucket and bowl attachment
Description	Medical dressing trolley on castors, with two shelves, a bowl and a bucket.
Use	Generally used in a procedure room, where instruments require rinsing during the procedure.

Specifications	Trolley, medical dressing with bucket and bowl attachment. Type 6. The trolley is open and has two removable stainless steel shelves. Durable rubber plugs (or similar noise reducing material) must be inserted into rails below removable shelves. It has a continuous top guard rail

Carried to Collection R

	around the four sides. No guard rail on the bottom shelf. Bowl attachment (upper bracket) to accommodate a bowl (size 3) as per paragraphs 4 and 5.21 of SANS 417. Bucket attachment (lower bracket) to accommodate a 14l bucket as per paragraphs 4 and 5.18 of SANS 417. Materials which are easily cleaned and of lasting finish, and low noise generating nature, shall be used. Shelves to be of stainless steel. Stainless steel must comply with subsection 4.1.2 of the latest issue of SANS 417 (See special conditions), of compliance must be submitted. Four swivel castors with a diameter of 75 mm each. Castors shall be in accordance with SANS 621 (see Special Conditions). Where castors are fitted into steel tubular legs, the tube shall be of wall thickness not less than 2,0mm and castors shall be fixed to the tube by one of the following methods: i) Solid plug (long) complying with SANS 621 subsection 3.5.6 or ii) Screwed into 35mm long sleeves welded into the tubular members and locked in an acceptable manner.					
Applicable Standards	To comply with the latest issue of SANS 726 (see fig 6). SANS 417. SANS 621. Mild steel with epoxy/nylon powder-coated finish to comply with SANS 778					
	Carried to Collection				R	

	paragraph 5.2. (See Special Conditions). Proof of compliance must be submitted.
Performance specifications	Expected service life: 15 years.
Accessories	Trolley to be supplied with a bucket and bowl as specified.
Warranties	2 years.

Trolley: patient, with mattress

Item Name	Trolley: patient, complete with mattress
Description	Trolley, patient.
Use	To be used when moving a patient who must remain horizontal.
Specifications	Trolley, patient, with mattress. To comply with the latest issue of SANS 778. Type A (fig 1). Adjustable backrest with collapsible safety sides. Overall length of stretcher top: 2 060mm (□} 5mm). Stainless steel top with a medium directional satin finish. Mild steel with epoxy/nylon powder-coated finish to comply with SANS 778 paragraph 5.2. (See Special Conditions). Proof of compliance must be submitted. Two hooks on the drip

Carried to Collection R

		rod. Oxygen cylinder holder. Mounted on 4 heavy duty locking, swivel castors 125mm diameter, two swivel, two braking. Castors must be antistatic. Castors shall be in accordance with SANS 621 (see Special Conditions). Where castors are fitted into steel tubular legs, the tube shall be of wall thickness not less than 2,0mm and castors shall be fixed to the tube by one of the following methods: c. Solid plug (long) complying with SANS 621 subsection 3.5.6 or d. Screwed into 35mm long sleeves welded into the tubular members and locked in an acceptable manner. Mattress: Must comply with item RT 24-12-019.					
	Applicable Standards	Stainless steel must comply with subsection 4.1.2 of the latest issue of SANS 417 (See special conditions). Proof of compliance must be submitted. SANS 778 Type A, proof of compliance must be submitted. SANS 778 paragraph 5.2.					
	Performance specifications	Must support a patient of 180Kg mass. Expected service life: 15					

Carried to Collection R

Section No. 6
Bill No. 1
PROJECT SPECIFICATION FOR MEDICAL EQUIPMEN
HEALTH DEPARTMENT
CITY OF TSHWANE

	years.
Accessories	Safety sides, drip rod, oxygen cylinder holder. Mattress for patient trolley PHC-F-052. Cover for Mattress PHC-F-053.
Warranties	2 years

Trolley: soiled instruments and linen

Item Name	Trolley: soiled instruments and linen, complete
Description	Trolley with three shelves for soiled instruments plus a polyester receptacle for soiled linen.
Use	To gather up soiled instruments and linen, after a procedure.
Specifications	Trolley, soiled instruments and linen, complete with polyester linen receptacle. Mild steel with epoxy/nylon powder-coated finish to comply with SANS 778 paragraph 5.2. Proof of compliance must be submitted. The shelves shall be constructed of 1,2mm stainless steel sheeting. The shelves shall be shaped to fit neatly between the legs of the trolley and be supported on all sides by 15mm OD tubular rails. The shelves shall be free of sharp edges and shall be attached to the rails in a manner to eliminate vibrations

Carried to Collection R

	between the shelves and the rails. The necessary fittings to achieve this shall be concealed. The bottom shelf shall extend all the way to the fifth leg as indicated in drawing SANS 896 and shall be braced by a 15mm OD transverse member between the other two legs forming a triangle to support the weight of the canvas receptacle. Polyester linen receptacle as per RT 24-12-028. The receptacles has eyelets for attachment to the frame, as well as a draw-cord and stitched-on handles. Size: Diameter: 500mm (□} 10mm). Height: 800mm (□} 10mm) including 100mm fold over lip. The trolley shall be fitted with 75mm diameter castors. Castors must comply with the latest issue of SANS 621, proof of compliance must be submitted. Where castors are fitted into steel tubular legs, the tube shall be of wall thickness not less than 2,0mm and castors shall be fixed to the tube by one of the following methods: a. Solid plug (long) complying with SANS 621 subsection 3.5.6 b. Screwed into 35mm long sleeves welded into the tubular members and locked in an acceptable manner c. Rubber or plastic expanding sleeves for fitting castors are not acceptable.						
Applicable	SANS 778 paragraph 5.2.						

Carried to Collection R

Standards	Proof of compliance must be submitted. To comply with SANS 896 specifications. SANS 621, proof of compliance must be submitted.
Performance specifications	Cleanable with standard cleaning and disinfectant solutions. Washable receptacle. Expected service life: 15 years for trolley body.
Accessories	Spare polyester linen receptacle. PHC-F-055.
Warranties	2 years

Trolley: soiled linen, complete

Item Name 	Trolley: soiled linen, complete
Description	Soiled linen trolley.
Use	For removal of soiled linen.
Specifications	Castor-mounted, epoxy-coated mild-steel trolley. Vertical members support a horizontal circular or square frame, onto which a woven polyester soiled linen receptacle attaches. The receptacles has eyelets for attachment to the frame, as well as a draw-cord and stitched-on handles. Where castors are fitted into steel tubular legs, the tube shall be of wall thickness not less than 2,0mm

Carried to Collection R

	and castors shall be fixed to the tube by one of the following methods: a. Solid plug (long) complying with SANS 621 subsection 3.5.6; or b. Screwed into 35mm long sleeves welded into the tubular members and locked in an acceptable manner. (Rubber or plastic expanding sleeves for fitting castors are not acceptable.)
Applicable Standards	SANS 778 paragraph 5.2, Proof of compliance must be submitted. SANS 896, Type A. SANS 621, proof of compliance must be submitted.
Performance specifications	Cleanable with standard cleaning and disinfectant solutions. Expected service life: 15 years for trolley body.
Accessories	Replaceable polyester bag, with draw cord. PHC F-057.
Warranties	2 years on all components

Carried to Collection R

Wheelchair: porter

Item Name	Wheelchair: porter
Description	Wheelchair, porter.
Use	For transport of disabled patients who do not require to recline.
Specifications	Porter chair for institutional use. Size 51cm wide.
Applicable Standards	Technical spec 1.12.1 of RT 2-2016.
Performance specifications	Expected service life: 10 years.

Carried to Collection R

Section No. 6

Bill No. 1

PROJECT SPECIFICATION FOR MEDICAL EQUIPMENTS

COLLECTION

	Page No		Amount
Total Brought Forward from Page No.	208		
	209		
	210		
	211		
	212		
	213		
	214		
	215		
	216		
	217		
	218		
	219		
	220		
	221		
	222		
	223		
	224		
	225		
	226		
Carried Forward		R	

Section No. 6

Bill No. 1

PROJECT SPECIFICATION FOR MEDICAL EQUIPMENTS

COLLECTION

	Page No		Amount
Brought Forward		R	
Total Brought Forward from Page No.	227		
	228		
	229		
	230		
	231		
	232		
	233		
	234		
	235		
	236		
	237		
	238		
	239		
	240		
	241		
	242		
	243		
	244		
Carried Forward		R	

Section No. 6

Bill No. 1

PROJECT SPECIFICATION FOR MEDICAL EQUIPMENTS

COLLECTION

	Page No		Amount
Brought Forward		R	
Total Brought Forward from Page No.	245		
	246		
	247		
	248		
	249		
	250		
	251		
	252		
	253		
	254		
	255		
	256		
	257		
	258		
	259		
	260		
	261		
	262		
Carried Forward		R	

Section No. 6

Bill No. 1

PROJECT SPECIFICATION FOR MEDICAL EQUIPMENTS

COLLECTION

	Page No		Amount
Brought Forward		R	
Total Brought Forward from Page No.	263		
	264		
	265		
	266		
	267		
	268		
	269		
	270		
	271		
	272		
	273		
	274		
	275		
	276		
	277		
	278		
	279		
	280		
Carried Forward		R	

Section No. 6

Bill No. 1

PROJECT SPECIFICATION FOR MEDICAL EQUIPMENTS

COLLECTION

	Page No		Amount
Brought Forward		R	
Total Brought Forward from Page No.	281		
	282		
	283		
	284		
	285		
	286		
	287		
	288		
	289		
	290		
	291		
	292		
	293		
	294		
	295		
	296		
Carried Forward to Summary of Section No. 6		R	

Item No			Quantity	Rate	Amount
	SECTION NO.6				
	BILL NO. 2				
	MEDICAL EQUIPMENTS				
	SUPPLEMENTARY PREAMBLES				
	Tenderers are referred to the medical equipment layout drawings and specifications annexed to these bills of quantities for full descriptions of the project specification, materials to be used, etc				
	CAUTIONARY STATEMENT: Due to the array of items listed that are available in the South African market, is it expected that the bidder will consider factors such as price; service and cost efficiency, budget, etc. and offer the best possible solution against such parameters.				
1	Diagnostic Set: Portable	No	22		
2	Diagnostic Set: Wall Mounted	No	28		
3	Examination light: Ceiling Mounted	No	1		
4	Examination Light: Without Battery	No	18		
5	Examination Light: Wall Mounted	No	26		
6	Automated External Defibrillator	No	1		
7	Laryngoscope Set	No	2		
8	Nebuliser	No	1		
9	Otoscope: Portable	No	5		
10	Suction Machine: Portable	No	1		
	Carried to Collection			R	

11	Suction machine: Trolley Type	No	1		
12	Autoclave: Table top	No	1		
13	Instrument Steriliser: Desktop	No	1		
14	Refrigerator Vaccine: Upright Model	No	3		
15	Bassinet	No	8		
16	Bed Hospital 2 Section	No	1		
17	Bed Hospital Obstetric	No	1		
18	Cabinet Scheduled Drugs, Wall Mounted	No	6		
19	Cupboard: Sterile Stock	No	1		
20	Examination Couch	No	23		
21	Foot Stool	No	23		
22	Locker Bedside, Steel	No	23		
23	Screen Bedside Wheeled, Complete	m	126		
	Sundries				
24	MHE-EB - Extra for Bends	No	46		
25	MHE-EE - Extra for Ends	No	46		
26	MHE-SUPFT - Supports for Trusses	No	70		
27	MHE-CCH/T/BS1900 - H/T/BS1900- Cubicle Curtains: Make up and Fabric- Manufactured in Poly cotton fully washable material @ a ratio of 1:25 to the length of Bed screen Rail	m	158		
28	Trolley: Anaesthetic	No	1		
29	Trolley: Emergency	No	1		
	Carried to Collection			R	

Section No. 6
Bill No. 2
MEDICAL EQUIPMENTS
HEALTH DEPARTMENT
CITY OF TSHWANE

30	Trolley: Gas Cylinder	No	1		
31	Trolley: Medical Dressing: Large	No	23		
32	Trolley: Medical Instruments, Medium	No	1		
33	Trolley: Medical Dressing, Small	No	6		
34	Trolley: Medical Dressing with Bucket and Bowl Attachment	No	1		
35	Trolley: patient with Mattress	No	2		
36	Trolley soiled instrument and Linen	No	1		
37	Trolley Soiled Linen, Complete	No	1		
38	Wheel Chair, Porter	No	2		

Carried to Collection R

Section No. 6
Bill No. 2
MEDICAL EQUIPMENTS
HEALTH DEPARTMENT
CITY OF TSHWANE

Section No. 6

Bill No. 2

MEDICAL EQUIPMENTS

COLLECTION

	Page No		Amount
Total Brought Forward from Page No.	302		
	303		
	304		
Carried Forward to Summary of Section No. 6		R	

SECTION SUMMARY - MEDICAL EQUIPMENTS

Bill No		Page No		Amount
1	PROJECT SPECIFICATION FOR MEDICAL EQUIPMENTS	301		
2	MEDICAL EQUIPMENTS	305		

Carried to Final Summary R

Section No. 6
HEALTH DEPARTMENT
CITY OF TSHWANE

Item No		Unit	Quantity	Rate	Amount

SECTION NO.7

BILL NO. 1

PROJECT SPECIFICATION FOR FURNITURE

Chair: office

Item Name	Chair: office No
Description	Office chair.
Use	For use by administrative staff.
Specifications	Must comply with SANS 660:12, with the following additions/modifications: Chair manufactured from epoxy powder-coated mild steel frame without arm rests. Chair to swivel and tilt. Chair to be fitted with a "synchro" mechanism, adjustable for user up to 200kg. Height adjustable with heavy-duty gas strut Base: Mounted on a five-star (5) cast alloy (chromed or black powder coated) base. High-impact ABS or reinforced nylon/plastic will be considered, if of same strength as cast alloy (evidence to be provided). Base to be fitted with heavy duty double-wheel casters. Casters must fit securely

Carried to Collection R

	and not fall out of base after prolonged use. Supplier to specify fixing method Chair to have fully moulded shell. Chair to have a durable polyurethane back in black mesh. Mesh to be moulded in a frame, replaceable Chair back to be of high type The seat of the chair to be well upholstered in heavy-duty foam and covered with heavy duty impervious. easily-cleanable synthetic material. Upholstery material must be resistant to common cleaning agents, and to dilute 10% glutaraldehyde solution. Seat must be replaceable.				

Carried to Collection R

Section No. 7
Bill No. 1
PROJECT SPECIFICATION FOR LOOSE FURNITURE
HEALTH DEPARTMENT
CITY OF TSHWANE

Applicable Standards	SANS 660:12, as modified herein.
Performance specifications	Chair must support a body weight of 200 kg without flexing or deforming. Arm rests must not splay, loosen or break off when a heavy occupant leans on them to rise up. Expected service life of at least 5 years. Must be cleanable and disinfectable with standard solutions.
Accessories	Guarantee on seat: 2 years. Guarantee on frame and back: 5 years. Spares availability must be guaranteed for minimum of 5 years.
Warranties	2 years on seat. 5 years on frame and back.
Instructions to Suppliers	Supplier to indicate available colours. Supplier to indicate what spare parts are available, with pricing. Supplier to deliver and train users on adjustments.

Chair: operator

Item Name 	Chair: operator, high back
Description	Operator mesh back chair.
Use	For use by clinicians.
Specifications	Must comply with SANS 660:12, with the following

Carried to Collection R

	additions/modifications: Chair manufactured from epoxy powder-coated mild steel frame with adjustable arm rests. Chair to swivel and tilt. Chair to be fitted with a “synchro” mechanism, adjustable for user up to 200kg Height-adjustable with heavy-duty gas strut Base: Mounted on a five-star cast alloy (chromed or black powder coated) base. High-impact ABS or reinforced nylon/plastic will be considered, if of same strength as cast alloy (evidence to be provided). Base to be fitted with heavy duty double-wheel casters. Casters must fit securely and not fall out of base after prolonged use. Supplier to specify fixing method Chair to have fully moulded shell. Chair to have a durable polyurethane back in black mesh. Mesh to be moulded in a frame, replaceable Chair back to be of high type The seat of the chair to be well upholstered in heavy-duty foam and covered with heavy duty impervious. easily-cleanable synthetic material. Upholstery material must be resistant to common cleaning agents, and to dilute 10% glutaraldehyde solution. Seat must be replaceable.					
	Carried to Collection				R	

Applicable Standards	SANS 660:12, as modified herein.
Performance specifications	Chair must support a body weight of 200 kg without flexing or deforming. Arm rests must not splay, loosen or break off when a heavy occupant leans on them to rise up. Expected service life of at least 5 years. Must be cleanable and disinfectable with standard solutions.
Accessories	
Warranties	Guarantee on seat: 2 years. Guarantee on frame and back: 5 years. Spares availability must be guaranteed for minimum of 5 years.
Instructions to Suppliers	Supplier to indicate available colours. Supplier to indicate what spare parts are available, with pricing. Supplier to deliver and train users on adjustments.

Carried to Collection R

Section No. 7
Bill No. 1
PROJECT SPECIFICATION FOR LOOSE FURNITURE
HEALTH DEPARTMENT
CITY OF TSHWANE

Chair: stackable, netted mid-back

Item Name	Chair, stackable, netted mid-back
Description	Occasional chair.
Use	For use in multi-purpose rooms.
Specifications	Must comply with SANS 660:12, with the following additions/modifications: The chair to be manufactured from mild steel tubing, which is to be chrome or black powder-coated epoxy-finished, with replaceable plastic anti-scratch anti-noise protector clips The frame should preferably be of the sled type, anti-tilt in normal usage No arms Stackable design preferred The seat of the chair to be well upholstered in heavy-duty foam and covered with heavy duty impervious. easily-cleanable synthetic material. Upholstery material must be resistant to common cleaning agents, and to dilute 10% glutaraldehyde solution. Seat must be replaceable Chair to have a durable polyurethane back in black mesh. Mesh to be moulded in a frame, replaceable.

Carried to Collection R

Applicable Standards	SANS 660:12, as modified herein.
Performance specifications	Chair must support a body weight of 200 kg without flexing or deforming. Expected service life of at least 5 years. Must be cleanable and disinfectable with standard solutions.
Accessories	
Warranties	Guarantee on frame and back: 5 years. Spares availability must be guaranteed for minimum of 5 years.
Instructions to Suppliers	Supplier to indicate available colours. Supplier to indicate what spare parts are available, with pricing.

Chair: visitor

Item Name	Chair: visitor, mid back
Description	Visitor chair.
Use	Chair without arm rests for use by patients in consulting rooms and offices.
Specifications	Must comply with SANS 660:12, with the following additions/modifications: The chair to be manufactured from mild steel tubing, which is to be chrome or black powder-coated epoxy-finished, with replaceable

Carried to Collection R

	plastic anti-scratch anti-noise protector clips. The frame should preferably be of the sled type, anti-tilt in normal usage No arms Stackable design preferred Chair to have fully moulded shell. Chair to have a durable polyurethane upholstered back in black mesh. Mesh to be moulded in a frame, replaceable The seat of the chair to be well upholstered in heavy-duty foam and covered with heavy duty impervious. easily-cleanable synthetic material. Upholstery material must be resistant to common cleaning agents, and to dilute 10% glutaraldehyde solution. Seat must be replaceable.					
	Carried to Collection				R	

Applicable Standards	SANS 660:12, as modified herein.
Performance specifications	Chair must support a body weight of 200 kg without flexing or deforming. Expected service life of at least 5 years. Must be cleanable and disinfectable with standard solutions.
Accessories	
Warranties	Guarantee on seat 2 years. Guarantee on frame and back: 5 years. Spares availability must be guaranteed for minimum of 5 years.
Instructions to Suppliers	Supplier to indicate available colours. Supplier to indicate what spare parts are available, with pricing.

Credenza

	Credenza
Description	Office credenza.
Use	For use by operational manager.

Carried to Collection R

Section No. 7
Bill No. 1
PROJECT SPECIFICATION FOR LOOSE FURNITURE
HEALTH DEPARTMENT
CITY OF TSHWANE

Applicable Standards	Compliance with SANS 660:2012 is required, with particular reference to strength and impact requirements. SABS EN 312-5: 2003. SABS 540-1: 1991. General Purpose laminates, SANS 4586-2. CKS 36:2004 or equivalent. Fittings, fasteners, clips, locks, rivets, washers, must comply with SANS 135 or equivalent.
Performance specifications	Approximately 900mm wide by 450mm deep. Height to be same as desk. Must be cleanable and disinfectable with standard solutions. A minimum 10-year service life is desired.
Accessories	The unit to be supplied with a key and a spare key.
Warranties	Minimum guarantee 5 years on all components. Spares availability guaranteed for minimum of 5 years.
Instruction to Suppliers	Supplier to deliver and assemble.

Specifications	Credenza to complement the L-shaped desk PHC-F-007. Carcass and doors: Particleboard or medium density fibreboard, 16mm, clad in continuous decorative laminate. To be edge-banded in same material. Doors to be edged (see edging, below), 2mm edging Doors may be sliding type, in inlaid top and bottom

Carried to Collection R

Section No. 7
Bill No. 1
PROJECT SPECIFICATION FOR LOOSE FURNITURE
HEALTH DEPARTMENT
CITY OF TSHWANE

		rails, or hinged (Euro-hinge 35mm, inset type) Two cladded shelves, adjustable spacing. Worktop to match that of desk: Material: Tops to be constructed of either moisture resistant particleboard (must comply with SABS EN 312-5: 2003, proof to be supplied) or medium density fibreboard (must comply with SABS 540-1: 1991, proof to be supplied). 20-22mm thickness preferred Work surface: continuous decorative laminate, at least 0.8mm thick, complying with general purpose laminates, SANS 4586-2, bonded to the substrate. A high-pressure laminate may be proposed. Pale grey colour preferred, supplier to provide samples. Abrasion test results as per CKS 36:2004 or equivalent, to be supplied. The worktops are to be counter-laminated on the inferior surface Edging: Polyurethane or high-impact thermoplastic. No self-adhesive laminate edging. At least 4mm thick. Rectangular cross-section preferred, to minimise gap when the two tops are placed in contiguity. Edging must be securely adhered to the substrate, without visible glue line, gaps or protruding edges. Edging (and the adhesive joint)						
		Carried to Collection			R		

	must be impact-, water-, and heat-resistant, at upper and lower joints with laminate. Colour of edging may be different to colour of top laminate – supplier to provide colour range available Door handles: simple, minimally-protruding type, suitable for operation with gloved hands. Non-corrosive, resistant to disinfectants. Wooden knobs and cheap plastic not acceptable.

Desk: 3-drawer, L-shaped

Item name 	Desk: L-shape
Description	L-shaped desk.
Use	For use by clinicia

Carried to Collection R

Applicable Standards	Compliance with required, with part strength and impa requirements. Epoxy coating to SANS 1274. SABS EN 312-5: SABS 540-1: 199 General Purpose 2. CKS 36:2004 or Fittings, fasteners, washers, must co equivalent.
Performance specifications	Worktops: Dimens 000mmx600mmx3 and 1x800x600 re fitted together will workstation. Overa 720-750mm. Must be cleanable standard solutions A minimum 10-ye desired.
Accessories	The unit to be sup spare key. Pen and pencil st
Warranties	Minimum guarante components. Spar guaranteed for mi
Instructions to Suppliers	Note: for infection desk must be fixe must be made for brackets to fix a worktop to a wall. part of the frame, attach under the design. Brackets positioning of draw unit. Supplier to part of the constru cost. Supplier to deliver fix to wall.

Carried to Collection R

Section No. 7
Bill No. 1
PROJECT SPECIFICATION FOR LOOSE FURNITURE
HEALTH DEPARTMENT
CITY OF TSHWANE

Desk: rectangular

Item name	Desk: rectangular No
Description	Rectangular desk.
Use	For use in rooms other than consulting rooms.

Specifications	Simple rectangular desk (optionally, one short ed curved, with radius = on width). Frame: Desk to have a supporting metal frame must not form part of str integrity. Frame of mild steel, epoxy pow (comply with Type 2 of 1274). Supplier to speci thickness. Preference is for open individual legs at ground easy floor cleaning. Leg suitable durable plugs ferrules, with adequate levelling. Plug/Ferrule must withstand normal cleani materials used on floorir as diluted bleach and 1(

Carried to Collection R

Section No. 7
Bill No. 1
PROJECT SPECIFICATION FOR LOOSE FURNITURE
HEALTH DEPARTMENT
CITY OF TSHWANE

		glutaraldehyde solution. Ferrules and must be non-staining, corroding, non-rusting. Worktops: Material: tops are to be constructed of either mo resistant particleboard comply with SABS EN 312-5: 2003, proof supplied) or medium de fibreboard (must comply SABS 540-1: 1991, proof to be suppli 22mm thickness preferr Work surface to be cont decorative laminate, at 0.8mm thick, complying general purpose laminates, SAN bonded to the substrate pressure laminate may proposed. Pale grey col preferred, supplier to pr samples. Abrasion test per CKS 36:2004 or equivalent, supplied. The worktops counter-laminated on th surface Edging: Polyurethane impact thermoplastic. N adhesive laminate edgir 4mm thick. Rectangular cross preferred, to minimise the two tops are placed contiguity. Edging must be securel to the substrate, without glue line, gaps or protru Edging (and the adhesiv must be impact, water, resistant, at upper and with laminate. Colour of may be different to colo laminate – supplier to colour range available					
	Carried to Collection				R		

	Modesty panels: desk modesty panels for one one short length of the (800x600). Supplier to material and available (may or may not be sam work surface) Drawers: two, approxim 150mm depth, approxim 400mm wide, suspende side under top or attached Can be all-steel epoxy construction, on roller bearing slides. Base of drawer 16mm laminated particle 4mm hardboard. Drawe must be of simple, minir protruding type, suitable operation with gloved ha corrosive, resistant to disinfectants knobs and cheap plastic acceptable.				

Carried to Collection R

Section No. 7
Bill No. 1
PROJECT SPECIFICATION FOR LOOSE FURNITURE
HEALTH DEPARTMENT
CITY OF TSHWANE

Applicable Standards	Compliance with SANS required, with particular to strength and impact requirements. Epoxy coating to comply 2 of SANS 1274. SABS EN 312-5: 2003. SABS 540-1: 1991. General Purpose lamina 4586-2. CKS 36:2004 or equival Fittings, fasteners, clips, rivets, washers, must co SANS 135 or equivalent
Performance specifications	Worktops: Dimensions: rectangular top. Overall frame): 720-750mm. Must be cleanable and disinfectable with standa solutions. A minimum 10-year serv desired.
Accessories	The unit to be supplied and a spare key. Pen and pencil storage
Warranties	Minimum 5 years on all components. Spares av guaranteed for minimum

Carried to Collection R

Section No. 7
Bill No. 1
PROJECT SPECIFICATION FOR LOOSE FURNITURE
HEALTH DEPARTMENT
CITY OF TSHWANE

Instructions to Suppliers	Note: for infection contr the desk must be fixed Provision must be made brackets to fix a short e worktop to a wall. The may be part of the fram attach under the worktop, depe design. Brackets must with positioning of draw Supplier to supply brack part of the construction, additional cost. Supplier to deliver and but not fix to wall.

Filling Cabinet: bulk

Item name	Filing system, bulk
Description	High-density filing system.

Specifications	All-metal epoxy-coated movable filing cabinets, on levelled steel tracks. Pale grey colour preferred. Can have contrasting darker accents. Each cabinet will be double-sided, except for the last cabinet (single-sided, stationary, usually against an end wall) and the first cabinet (single-sided, lockable) Each cabinet (or bay) to have a maximum of 6

Carried to Collection R

	adjustable shelves – floor level not for general use A fully loaded cabinet must be moved easily by hand pressure, otherwise must have a mechanism to multiply the force exerted by a user (e.g. lever or rotary gear) Cabinets must be stable, non-tipping when fully loaded Steel shelves, with rolled/formed front lip, no sharp edges Shelves to be slotted for steel vertical dividers First cabinet must lock securely when in the closed position Access space between cabinets to be a minimum of 1 metre Rubber bumpers on cabinets ensure quiet closing Steel dividers, vertical, adjustable (not wire “toast-rack” type) To have tabs which fit into slots on shelves, alternatively to grip rolled/formed front edge of shelf Floor panels between rails to have heavy-duty synthetic carpeting.					
Use	The most space-efficient method of storing large numbers of files or folders. The files are stored vertically, with the long side supported on the shelf, and the open side at					

Carried to Collection R

Section No. 7
Bill No. 1
PROJECT SPECIFICATION FOR LOOSE FURNITURE
HEALTH DEPARTMENT
CITY OF TSHWANE

		the top. The short side facing the user, should have a self-adhesive label applied, containing the approved serial number of the file, to permit easy retrieval and re-filing. Vertical steel dividers placed at intervals along the shelf, prevent the files from falling over if several files are retrieved. To avoid excessive searching among cabinets, the user should develop a disciplined retrieval order, from first to last cabinet. Ensure that no other user is standing between cabinets, before moving them. When a file is retrieved, a brightly-coloured file-out card is inserted as a place-holder, to facilitate re-filing. The card also serves as a visual cue for a missing file. Calculation of requirements: Number of active files + number of expected new files per year estimate for 5 years) divided by 100 = number of linear metres of filing (each file = 1cm). Divide by the number of linear metres per cabinet (typically 7.2m., may vary by model) = number of cabinets Dividers: number of bays X 6 shelves per bay X 12 dividers per shelf File-out cards: Daily					
		Carried to Collection				R	

	headcount + 10% extra.

Applicable Standards	POPI Act 4 of 2013. SANS 757:2004.
Performance specifications	Each fully-loaded cabinet must not flex or distort. Wheels to be securely seated in tracks, so that cabinets cannot derail. Cabinet movement must be free, but with sufficient inertia not to roll without intention. Epoxy coating according to SANS 778 paragraph 2, proof of compliance must be submitted. Expected service life: minimum 15 years.
Accessories	Vertical dividers, steel PHC-F-010. File-out cards PHC-C-005. Side-access files and self-adhesive file labels (see Consumables – General – Stationery).
Warranties	5 years ?
Instructions to Suppliers	Supplier to visit site for measurement, define needs, supply sketch of proposed number of cabinets and layout. Specify the minimum floor loading strength required to carry fully-loaded cabinets. Advise on any additional lighting which may be required for efficient storage or retrieval. Deliver and assemble. Lay and level tracks. Commission system before handover. Train end-users

Carried to Collection R

	in correct use of the system. Provide details and costing of after-sales support. Stipulate frequency of mandatory service.

Filing cabinet: four-drawer

Item name 	Filing cabinet, 4-drawer
Description	4-drawer filing cabinet.
Use	For use in limited space situations, and for use in OM office for personnel records, etc. File containers are placed in each drawer, to prevent files from falling over and sliding around, when drawer is not full.
Specifications	Conventional 4-drawer all-steel filing cabinet. Cabinet manufactured from high quality sheet metal and finished with baked epoxy coating Colour pale beige with darker accents Lockable; single key locks all drawers, with an internal locking mechanism.

Carried to Collection R

Applicable Standards	SANS 757:2004, POPI Act 4 of 2013.
Performance specifications	No plastic structural components, no flimsy tin components in drawer slides or locking mechanism. Must be cleanable and disinfectable with standard solutions.
Accessories	Must be supplied with 2 keys.
Warranties	Unit to have a minimum 2-year guarantee on carcass. 5-year guarantee on locks, lock bars, drawer slides and handles.

Ladder: aluminium, folding

Item Name	Ladder: aluminium
Description	Ladder: aluminium.

Carried to Collection R

Section No. 7
Bill No. 1
PROJECT SPECIFICATION FOR LOOSE FURNITURE
HEALTH DEPARTMENT
CITY OF TSHWANE

Use	For gardening and general maintenance work.
Specifications	Heavy-duty Ladder to be manufactured from high grade aluminium. A-style ladder, with locking top hinges. 6 steps per side. Dual-purpose – can be used a 6-step double-sided A-frame, or 12-step single ladder. Rust-proof Locking hinges. Non-slip treads.
Applicable Standards	SANS 1304-2:209 part 3.
Performance Specifications	10-year design life. Working load 110 – 130kg.
Accessories	None.
Warranties	1 year (excluding deliberate or accidental damage).

Notice board: wall-mounted

Item Name 	Notice board: A2 size
Description	Notice board, wall-mounted.
Use	For displaying ad-hoc information, for the benefit of the public or the staff.

Carried to Collection R

Specifications	Anodised aluminium frame. Mounted direct to wall (not hung on cord). Fibreboard backing, faced with matt-finish polyester felt fabric. Dark blue, dark green or black. Fibreboard accepts chart pins securely.
Applicable Standards	None
Performance Specifications	5-year design life.
Accessories	Wall-mounting hardware. Box of multi-coloured plastic push pins.
Warranties	2 years on all components.

Poster display boards A1 size

Item Name 	Poster display boards: A1 size
Description	Poster display board*s,* wall-mounted.
Use	For displaying patient information posters in reception and waiting areas, without damaging wall surfaces.

Carried to Collection R

Section No. 7
Bill No. 1
PROJECT SPECIFICATION FOR LOOSE FURNITURE
HEALTH DEPARTMENT
CITY OF TSHWANE

Specifications	Anodised aluminium frame. Mounted direct to wall (not hung on cord). White hardboard backing. Poster adhere with double-sided tape. Transparent vinyl sheet to protect surface of poster.
Applicable Standards	None
Performance Specifications	5-year design life.
Accessories	Wall-mounting hardware. Box of multi-coloured plastic push pins.
Warranties	2 years on all components.

Poster display boards A0 size

Item Name 	Poster display boards: A0 size
Description	Poster display board*s,* wall-mounted.
Use	For displaying patient information posters in reception and waiting areas, without damaging wall surfaces.

Carried to Collection R

Section No. 7
Bill No. 1
PROJECT SPECIFICATION FOR LOOSE FURNITURE
HEALTH DEPARTMENT
CITY OF TSHWANE

Specifications	Anodised aluminium frame. Mounted direct to wall (not hung on cord). White hardboard backing. Poster adhere with double-sided tape. Transparent vinyl sheet to protect surface of poster.
Applicable Standards	None
Performance Specifications	5-year design life.
Accessories	Wall-mounting hardware. Box of multi-coloured plastic push pins.
Warranties	2 years on all components.

Steel cabinet: lockable, 6 shelves

Item name 	Stationery cabinet
Description	Stationery cabinet.
Use	Used to store daily medication issuing quantities in consulting rooms. Can also be used for storage of garden tools and equipment.
Functional Specifications	All-steel cabinet, with lockable double door. Six Shelves.

Carried to Collection R

Applicable Standards	SANS 757:2004.
Performance specifications	Dimensions: Approximately (H) 1800mm x (W) 900mm x (D) 450mm. No plastic hinges, no flimsy tin components in hinges or locking mechanism. Must be cleanable and disinfectable with standard solutions.
Accessories	Key and spare key.
Warranties	Unit to have a minimum 2-year guarantee on carcass. 5-year guarantee on locks, lock bars, hinges and handles.

Table: folding

Item name	Table: folding
Description	Folding table, robust, portable.
Use	Administrative work and clinical assessments, especially by outreach teams.

Carried to Collection R

Section No. 7
Bill No. 1
PROJECT SPECIFICATION FOR LOOSE FURNITURE
HEALTH DEPARTMENT
CITY OF TSHWANE

Specifications	Portable folding table, for outreach teams. Minimum size 120 cm X 75cm (larger preferred), height 70-75cm. Impact- and scratch-resistant polyethylene top. Dark colour preferred. Aluminium fame preferred. Legs fold under top and stay in folded position. Top may be single piece or preferably two hinged pieces, for ease of transportation. Carrying handle.

Applicable Standards	
Performance specifications	Must support at least 100kg total load on top, without appreciable deflection. Expected service life at least 5 years.
Accessories	
Warranties	1 year.

Carried to Collection R

Section No. 7
Bill No. 1
PROJECT SPECIFICATION FOR LOOSE FURNITURE
HEALTH DEPARTMENT
CITY OF TSHWANE

Table: trapezoidal

Item name	Table: trapezoidal
Description	Trapezoidal table.
Use	Multi-purpose table.

Specifications	Trapezoidal table. Frame: table to have a self-supporting metal frame; tops must not form part of structural integrity. Frame of mild steel, epoxy powder-coated (comply with Type 2 of SANS 1274). Supplier to specify steel thickness. Preference is for open frame with individual legs at ground level, for easy floor cleaning. Legs to have suitable durable plugs and/or ferrules, with adequate capacity for levelling. Plug/Ferrule material must withstand normal cleaning materials used on flooring, as well as diluted bleach and 10% glutaraldehyde solution. Ferrules and levellers must be non-staining, non-corroding, non-rusting. Worktops: Material : Tops are to be constructed of either moisture resistant particleboard (must comply with SABS EN 312-5: 2003, proof to be supplied) or medium density fibreboard (must comply with SABS 540-1: 1991, proof to be supplied). 11-18mm thickness

Carried to Collection R

Section No. 7
Bill No. 1
PROJECT SPECIFICATION FOR LOOSE FURNITURE
HEALTH DEPARTMENT
CITY OF TSHWANE

	Work surface to be continuous decorative laminate, at least 0.8mm thick, complying with general purpose laminates, SANS 4586-2, bonded to the substrate. A high-pressure laminate may be proposed Pale grey colour preferred, supplier to provide samples. Abrasion test results as per CKS 36:2004 or equivalent, to be supplied. The worktops are to be counter-laminated on the inferior surface Edging: Polyurethane or high-impact thermoplastic. No self-adhesive laminate edging. At least 4mm thick. Rectangular cross-section preferred, to minimise gap when the two tops are placed in contiguity. Edging must be securely adhered to the substrate, without visible glue line, gaps or protruding edges. Edging (and the adhesive joint) must be impact, water, and heat resistant, at upper and lower joints with laminate. Colour of edging may be different to colour of top laminate – supplier to provide colour range available.					

Carried to Collection R

Section No. 7
Bill No. 1
PROJECT SPECIFICATION FOR LOOSE FURNITURE
HEALTH DEPARTMENT
CITY OF TSHWANE

Applicable Standards	Compliance with SANS 660:2012 is required, with particular reference to strength and impact requirements. Epoxy coating to comply with Type 2 of SANS 1274. SABS EN 312-5: 2003. SABS 540-1: 1991. General Purpose laminates, SANS 4586-2. CKS 36:2004 or equivalent. Fittings, fasteners, clips, locks, rivets, washers, must comply with SANS 135 or equivalent.

Performance specifications	Worktops: Dimensions: 1 200x600 trapezoidal top. Overall height (on frame): 720-750mm. Must be cleanable and disinfectable with standard solutions. A minimum 10-year service life is desired.
Accessories	
Warranties	Minimum 5 years on all components. Spares availability guaranteed for minimum of 5 years.

Carried to Collection R

Section No. 7
Bill No. 1
PROJECT SPECIFICATION FOR LOOSE FURNITURE
HEALTH DEPARTMENT
CITY OF TSHWANE

Whiteboard 1200x1000

	Whiteboard, 1200x1000
Description	Whiteboard*s,* wall-mounted.
Use	For temporary recording of proceedings, notes, meeting minutes, discussion points and diagrams.
Specifications	Anodised aluminium frame. Mounted direct to wall (not hung on cord). Magnetic white epoxy-coated sheet metal writing surface, with sound-deadening backing.

Applicable Standards	None
Performance Specifications	5-year design life.
Accessories	Wall-mounting hardware. Whiteboard felt eraser.
Warranties	2 years on all components.

Carried to Collection R

Whiteboard 1800x1200

Item Name 	Whiteboard, 1800x1200
Description	Whiteboard*s,* wall-mounted.
Use	For temporary recording of proceedings, notes, meeting minutes, discussion points and diagrams.

Specifications	Anodised aluminium frame. Mounted direct to wall (not hung on cord). Magnetic white epoxy-coated sheet metal writing surface, with sound-deadening backing.
Applicable Standards	
Performance Specifications	5-year design life.
Accessories	Wall-mounting hardware. Whiteboard felt eraser.
Warranties	2 years on all components.

Carried to Collection R

Whiteboard 3000x1200

Item Name 	Whiteboard 3000x1200
Description	Whiteboard*s,* wall-mounted.
Use	For temporary recording of proceedings, notes, meeting minutes, discussion points and diagrams.

Specifications	Anodised aluminium frame. Mounted direct to wall (not hung on cord). Magnetic white epoxy-coated sheet metal writing surface, with sound-deadening backing.
Applicable Standards	
Performance Specifications	5-year design life.
Accessories	Wall-mounting hardware. Whiteboard felt eraser.
Warranties	2 years on all components.

Carried to Collection R

KITCHEN EQUIPMENT

Floor polisher: electric, single disc

Item name	Floor polisher: electric, single disc
Description	Electric floor scrubber and polisher.
Use	For cleaning of floors and removing old polish or sealants.
Specifications	Commercial-duty single disc electric floor polishing machine. Motor at least 1400W. With self-feeding hopper for cleaning and stripping solutions. Power cable at least 5m.

Applicable Standards	SANS 60335-2-10, SANS 60335-2-67.
Performance specifications	Must scrub and polish floors, and strip old sealer with the appropriate discs. Cleanable with standard cleaning and disinfectant solutions. Chemical resistant.
Accessories	General purpose cleaning disc Scouring disc for removing old finish
Warranties	2 years on all components except discs
Instruction to Suppliers	Supplier to deliver and train cleaning personnel in its use. Supplier to state service/maintenance requirements, and to quote post-sales support with pricing.

Carried to Collection R

Microwave oven: 25l, 900W manual

Item name	Microwave oven
Description	Microwave oven.
Use	For rapid cooking and re-heating of meals.

Specifications	Standard manual microwave oven. Controls for power and cooking time. 25-30l, 900W. Stainless steel interior preferred.
Applicable Standards	SANS 60335-2-25, SANS 60335-2-90.
Performance specifications	5-year design life.
Accessories	Oven plate and carousel.
Warranties	2 years

Carried to Collection R

Refrigerator: bar type

Item name	Refrigerator: bar type
Description	Small bar type refrigerator.
Use	For storing specimens awaiting collection.

Specifications	Domestic small bar-type refrigerator, 60-90l capacity. For laboratory specimens only.
Applicable Standards	Refrigerant: CFC free. Certificate: ISO9001, ISO14001, ISO13485, DIN 58345, SANS 60335-2-24.
Performance specifications	At least A+ grading on energy efficiency.
Accessories	
Warranties	3 years on all components

Carried to Collection R

Refrigerator: double door

Item name	Refrigerator: double door
Description	Upright, double door refrigerator, with freezer compartment for larger facilities.
Use	Used to store temperature sensitive medicines, and to prepare ice packs for cooler boxes.

Specifications	Upright type, double- door, min. 600l. Operating temperature: +2°C to +8°C at ambient temperature +5°C to 35°C and +60% humidity. Optionally the supplier can propose more than one model for use in moderate and hot temperature zones. Automatic defrost. Thermostat control should be graduated in Degrees C, with 1 degree increments. Display accuracy: 0.1C. Ideally fridge and freezer compartments should have separate controls. Glass door not a prerequisite. Self-closing, lockable doors. Forced air circulation system with

Carried to Collection R

	intelligent control. Audible and visual alarm for High or low temperature. Door ajar alarm, system failure alarm. 4 casters mounted under the bottom (can be 2 fixed, 2 rotating). Interior LED or fluorescent lighting. 5/6units shelves made of quality plastic- or epoxy- coated steel wire. Exterior made from high quality structural plate, interior made from ABS material. Visual and audible warning device for high and low temperature alarm (Min/Max thermometer). Safety thermostat to avoid minus temperatures. Built-in elements must be resistant to mechanical damage. Good quality compressor (1 unit) and fan motor. Power supply: 220V/50Hz 1 phase.					

Carried to Collection R

Applicable Standards	At least A+ grading on energy efficiency. Refrigerant: CFC free. Certificate: ISO9001, ISO14001, ISO13485, DIN 58345, SANS 60335-2-24.
Performance specifications	Noise emission: < 60 dB(A). Warning device for min. 12h in the event of power failure (power failure alarm). Temperature holdover period 4 hours or better, in case of power failure. Must be cleanable and disinfectable with standard materials.
Accessories	
Warranties	2 years on compressor, 5 years on other components

Carried to Collection R

Refrigerator: single door

Item name	Refrigerator: single door
Description	Upright, single-door refrigerator, with freezer compartment.
Use	Used to store temperature sensitive medicines, and to prepare ice packs for cooler boxes.

Specifications	Upright type, single door, approximately 260l. Operating temperature: +2°C to +8°C at ambient temperature +5°C to 35°C and +60% humidity. Optionally the supplier can propose more than one model for use in moderate and hot temperature zones. Automatic defrost. Thermostat control should be graduated in degrees C, with 1 degree increments. Display accuracy: 0.1C. Ideally fridge and freezer compartments should have separate controls. Glass door not a prerequisite. Self-closing, lockable door.

Carried to Collection R

	Forced air circulation system with intelligent control. Audible and visual alarm for high or low temperature. Door ajar alarm, system failure alarm. 4 casters mounted under the bottom (can be 2 fixed, 2 rotating). Interior LED or fluorescent lighting. 5/6units shelves made of quality plastic- or epoxy- coated steel wire. Exterior made from high quality structural plate, interior made from ABS material. Visual and audible warning device for high and low temperature alarm (Min/Max thermometer). Safety thermostat to avoid minus temperatures. Built-in elements must be resistant to mechanical damage. Good quality compressor (1 unit) and fan motor. Power supply: 220V/50Hz 1 phase.					

Carried to Collection R

Applicable Standards	At least A+ grading on energy efficiency. Refrigerant: CFC free. Certificate: ISO9001, ISO14001,ISO13485, DIN 58345, SANS 60335-2-24.
Performance specifications	Noise emission: < 60 dB(A). Warning device for min. 12h in the event of power failure (power failure alarm). Temperature holdover period 4 hours or better, in case of power failure. Must be cleanable and disinfectable with standard materials.
Accessories	
Warranties	2 years on compressor, 5 years on other components

Urn: electric

Item name	Urn: electric
Description	Urn, electric.
Use	For boiling water in larger volumes than possible with a kettle.

Carried to Collection R

Technical Specifications	
Applicable Standards	
Performance Specifications	
Accessories	
Warranties	2 years

Vacuum cleaner

Item name	Vacuum cleaner
Description	Vacuum cleaner: Canister type, electric.
Use	For vacuuming premises.
Specifications	Large domestic canister–type machine. At least 1800 W motor, 2000W preferred. Bagless type preferred. Washable HEPA filters

Carried to Collection R

Applicable Standards	At least A grading on energy efficiency. SANS 60335-2-2.
Performance specifications	Chemical resistant. Expected service life: 5 years.
Accessories	Complete with flexible hose, extension tubes, brushes and attachments, set of filters, instruction manual. Replacement filter set: vacuum cleaner PHC-C-216.
Warranties	2 years on motor and body.

Carried to Collection R

Section No. 7
Bill No. 1
PROJECT SPECIFICATION FOR LOOSE FURNITURE
HEALTH DEPARTMENT
CITY OF TSHWANE

Section No. 7

Bill No. 1

PROJECT SPECIFICATION FOR LOOSE FURNITURE

COLLECTION

	Page No		Amount
Total Brought Forward from Page No.	307		
	308		
	309		
	310		
	311		
	312		
	313		
	314		
	315		
	316		
	317		
	318		
	319		
	320		
	321		
	322		
	323		
	324		
	325		
Carried Forward		R	

Section No. 7

Bill No. 1

PROJECT SPECIFICATION FOR LOOSE FURNITURE

COLLECTION

	Page No		Amount
Brought Forward		R	
Total Brought Forward from Page No.	326		
	327		
	328		
	329		
	330		
	331		
	332		
	333		
	334		
	335		
	336		
	337		
	338		
	339		
	340		
	341		
	342		
	343		
Carried Forward		R	

Section No. 7

Bill No. 1

PROJECT SPECIFICATION FOR LOOSE FURNITURE

COLLECTION

	Page No		Amount
Brought Forward		R	
Total Brought Forward from Page No.	344		
	345		
	346		
	347		
	348		
	349		
	350		
	351		
	352		
Carried Forward to Summary of Section No. 7		R	

Item No			Quantity	Rate	Amount
	SECTION NO.7				
	BILL NO. 2				
	LOOSE FURNITURE				
	SUPPLEMENTARY PREAMBLES				
	Tenderers are referred to the loose furniture layout drawings and specifications annexed to these bills of quantities for full descriptions of the project specification, materials to be used, etc				
	CAUTIONARY STATEMENT: Due to the array of items listed that are available in the South African market, is it expected that the bidder will consider factors such as price; service and cost efficiency, budget, etc. and offer the best possible solution against such parameters.				
1	Chair Office	No	10		
2	Chair Operator	No	70		
3	Chair Stackable, Netted Midback	No	15		
4	Chair Visitors	No	104		
5	Credenza	No	30		
6	Desk 3 drawer L Shaped	No	7		
7	Desk Rectangular	No	6		
8	Filling Cabinet Bulk	No	6		
9	Filling Cabinet, Four drawer	No	6		
10	Ladder: Aluminium Folding	No	3		
	Carried to Collection			R	

11	Steel Cabinet Lockable 6 shelves	No	34		
12	Table Folding	No	4		
13	Table: Trapezoidal	No	4		
	KITCHEN EQUIPMENT				
14	Floor Polisher: Electric, Single Disc	No	3		
15	Microwave Oven: 25L 900W Manual	No	1		
16	Refrigerator Bar Type	No	1		
17	Refrigerator: Double Door	No	1		
18	Refrigerator: single Door	No	4		
19	Urn	No	1		
20	Vacuum Cleaner	No	1		
21	Water-cooler: Free-standing	No	1		

Carried to Collection R

Section No. 7
Bill No. 2
LOOSE FURNITURE
HEALTH DEPARTMENT
CITY OF TSHWANE

Section No. 7

Bill No. 2

LOOSE FURNITURE

COLLECTION

	Page No		Amount
Total Brought Forward from Page No.	356		
	357		
Carried Forward to Summary of Section No. 7		R	

SECTION SUMMARY - LOOSE FURTURE

Bill No		Page No		Amount
1	PROJECT SPECIFICATION FOR LOOSE FURNITURE	355		
2	LOOSE FURNITURE	358		
	Carried to Final Summary		R	

Section No. 7
HEALTH DEPARTMENT
CITY OF TSHWANE

Item No		Quantity	Rate	Amount

SECTION NO.8

BILL NO. 1

PROVISIONAL SUMS

PREAMBLES

For preambles see "Construction Specifications - General Specification (PW371-A)" and "Construction Specifications - Particular Specification (PW371-B)"

SUPPLEMENTARY PREAMBLES

General

All prime cost amounts and provisional sums are net. Prime cost amounts include for delivery to site of all articles concerned

Cash discount

No cash discount. All provisional sums are "NET"

Fuel, power and water for commissioning plant

The cost of water, power and fuel for the commissioning of plant shall be borne by the Selected or Nominated Sub-contractor appointed for the relevant selected or nominated sub-contract works in terms of the conditions under which they have/are contracted for the specialist work involved

Profit

Provisional sums are net and do not include builder's discount. The Contractor may allow next to "Profit" items for any profit he might consider necessary

Carried to Collection R

Attendance

It will be expected from the Contractor to render all general attendance and, if specifically so described, special attendance services to each relevant Specialist, all in accordance with the Clauses set out in the "Preliminaries" section

The item "Attendance" which follows each of the provisional sums for nominated and/or selected sub-contractors' work, shall be deemed to cover all the contractor's costs incurred in providing free of charge to the Nominated and/or Selected Sub-contractors, the following:

1 The services as set out in the clauses in the "Preliminaries" section

2 Making good in all trades and cleaning down and removal of rubbish on completion

The Contractor may allow next to "Attendance" items for the recovery of such costs he might consider necessary

Also refer to the Clauses in the "Preliminaries" section for the definitions and adjustment of "Attendance" and "Special Attendance" respectively

PROVISIONAL SUMS FOR SELECTED SUBCONTRACT WORKS

These scheduled allowances are for work to be executed under separate selected and/or nominated sub-contracts by firms of Specialists to be nominated by the Employer

All provisional sums cover the supply and installation of material, equipment, plant, etc., including the commissioning thereof, where applicable

JOINERY WORKS

1	Provide the sum of R150,000.00One Hundred and Fifty Thousand for joinery fitting work including counters, shelving, etc to lobbies, etc.	Item		150,000.00

Carried to Collection R

Section No. 8
Bill No. 1
PROVISIONAL SUMS
HEALTH DEPARTMENT
CITY OF TSHWANE

2	Add for profit not exceeding 5%	Item			
3	Allow for attendance not exceeding 5 %	Item			
	LANDSCAPING				
4	Allow the sum of R1,500,000.00 (One Million Five Hundred Thousand) for landscaping including fully installed irrigation system. The design and specifications for landscaping to be done by City of Tshwane Landscape Architect, as per the instruction of the project Architect.	Item			1,500,000.00
5	Add for profit not exceeding 5%	Item			
6	Allow for attendance not exceeding 5 %	Item			
	COMMUNITY LIAISON OFFICER				
7	Allow the use of T5 scale salary of CoT which is equivalent to a sum of R432,542.32 (Four Hundred and Thirty Two Thousand Five Hundred and Forty Two and Thirty Two) for the services of a community liaison officer to be appointed in consultation between the community and the employer. This sum includes a 6% allowance for community liaison officer pay adjustments beyond June 2025.	Item			432,542.32
8	Allow for profit			%	
	Carried to Collection			R	

Section No. 8
Bill No. 1
PROVISIONAL SUMS
HEALTH DEPARTMENT
CITY OF TSHWANE

Section No. 8

Bill No. 1

PROVISIONAL SUMS

COLLECTION

	Page No		Amount
Total Brought Forward from Page No.	360		
	361		
	362		
Carried to Final Summary		R	

FINAL SUMMARY

Section No		Page No		Amount
1	PRELIMINARIES	42		
2	BUILDING	148		
3	EXTERNAL WORKS	175		
4	ELECTRICAL SERVICES	196		
5	MECHANICAL SERVICES	207		
6	MEDICAL EQUIPMENTS	306		
7	LOOSE FURTURE	359		
8	PROVISIONAL SUMS	363		
	Sub-total		R	
	MONEY PROVISIONS			
	Money provisions			
	The scheduled allowances for money provisions are to be used at the discretion of the Employer/Principal Agent and to be adjusted where applicable or to be deducted in whole or in part if not required			
	Special conditions			
	Allow the amount of R1,130,311.99 (One Million One Hundred and Thirty Thousand Three Hundred and Eleven and Ninety Nine) for fluctuations in cost in terms of Contract Price Adjustment Provisions	Item		1,130,311.99
	Sub-total		R	
	Carried Forward		R	

HEALTH DEPARTMENT
CITY OF TSHWANE

FINAL SUMMARY

Section No		Page No		Amount
	Brought Forward		R	
	Contingency sum			
	Allow sum of the ten percent (10 %) for Contingencies for this project, to be used as directed by the Principal Agent and deducted in whole or in part if not required.		%	
	Sub-total		R	
	VALUE ADDED TAX (VAT)		R	
	Carried to Form of Tender		R	

HEALTH DEPARTMENT
CITY OF TSHWANE

CITY OF TSHWANE
HEALTH DEPARTMENT

CONTRACT NO: HD 04-2024/25

TENDER FOR THE COMPLETION OF EXISTING INCOMPLETE LUSAKA CLINIC IN MAMELODI EXTENSION 22.

PORTION 2: CONTRACT

PART C3: SCOPE OF WORK

SCOPE OF WORK

INDEX

Section	Description	Page No
C3.1	DESCRIPTION OF THE WORKS	C3.1
C3.2	ENGINEERING	C3.2
C3.3	PROCUREMENT	C3.3
C3.4	CONSTRUCTION	C3.4
C3.5	MANAGEMENT	C3.5
C3.6	PARTICULAR SPECIFICATIONS AND VARIATIONS AND ADDITIONS TO THE STANDARD SPECIFICATIONS	C3.6
C3.7	SOCIO-ECONOMIC PLAN AND COMMUNITY PARTICIPATION AND UPLIFTMENT THROUGH PROJECTS.....	C3.7
C3.8	REFERENCES TO THE SCOPE OF WORKS IN TERMS OF THE OCCUPATIONAL HEALTH AND SAFETY ACT AND REGULATIONS: HEALTH AND SAFETY SPECIFICATION	C3.8
C3.9	REFERENCES TO THE SCOPE OF WORKS IN TERMS OF THE ENVIRONMENTAL MANAGEMENT PLAN	C3.9

NOTE: ALL DRAWINGS REFERED TO UNDER THIS SECTION OF THE TENDER DOCUMENT ARE INCLUDED UNDER VOLUME 2

CITY OF TSHWANE
HEALTH DEPARTMENT

CONTRACT NO: HD 04-2024/25

TENDER FOR THE COMPLETION OF EXISTING INCOMPLETE LUSAKA CLINIC IN MAMELODI EXTENSION 22.

C3.1 DESCRIPTION OF THE WORKS

C3.1 DESCRIPTION OF THE WORKS

1.1 EMPLOYER'S OBJECTIVES

The objective of the project is to provide a much-needed health facility at Mamelodi Lusaka. The aim is to ensure that the standard of living is improved through the provision of basic health services to the broader community. The project is also aimed at delivering public infrastructure to the community through construction by using conventional methods, and most importantly using Labour Intensive methods to empower the community according to the Expanded Public Works Programme (EPWP).

The original scope for construction of a Lusaka clinic consists of construction of building platform, new building, with new paved roadways and walkways, including boundary fence all in accordance with the Architect's drawings and specification. All structures are built on special designed prestressed mini piles foundation, reinforced concrete slab, concrete beams and columns, brickwork, finished outside with face brick, internally with plaster and paint. Roof sheeting on steel roof trusses in accordance with Engineer's drawings and specifications. Including running water, sewerage, electricity, air-conditioning and all mechanical and electrical fittings.

The scope completed under previous contract consists of building platform, building foundation, building walls, plastering, roofing covering and trusses, aluminium windows, aluminium doors, sewer, perimeter fence and retaining walls.

The scope of an outstanding work for construction of Lusaka clinic consist of the following, external layerworks, plumbing work, Internal doors, tilling, painting, ceiling, mechanical work, paving blocks for parking, attenuation pond, steel ground tank, stormwater, carports and electrical works. The project also includes the following remedial works, plastering of column and beams, retaining walls, crack seal, resizing of aluminium doors, and leveling of paving blocks.

The Contractor shall carry out and complete the outstanding Works and remedial works in accordance with the Contract in every respect, and with the Employer's instructions, etc and to the satisfaction of the Employer, who may in his absolute discretion and from time-to-time issue further drawings, details and/or written instructions, written directions and written explanations, with regard to:

The employer's objectives are to have the works constructed cost-effectively without compromising quality or construction standards, in such a manner that:

a) employment and entrepreneurial opportunities are created for members of the local community in the execution of the works and in aspects of the third-party management support that is to be provided by the Contractor;
b) the amount of the construction cost retained by the local community is significant;
c) entrepreneurs from the local community are developed through the performance of construction contracts with assistance from, and under guidance of, third-party management support provided by the Contractor and,
d) entrepreneurs are given sufficient support in construction management and materials management to ensure their success.

NOTE 1 *The employer's objective in requiring the appointment of a construction manager is to provide expertise and resources that selected sub-contractors might lack, capacitate these contractors to successfully complete their contracts and to minimize the risk of works not being constructed to stated requirements, within budget and on time.*

NOTE 2 *The employer's objective in appointing a materials manager is to ensure that supported contractors are supplied timeously with materials that comply with the requirements of the project. The Contractor may be required to procure materials on behalf of the sub-contractors and the materials manager will be required to facilitate and plan accordingly with the Contractor.*

Works earmarked for Labour Intensive construction methods will be numbered with a prefix "LI" in the bill of quantities to distinguish them from the conventional construction works. Such work shall be constructed using local workers who are temporarily employed in terms of the project specification.

The Contractor will be appointed with a minimum Construction Industry Development Board (CIDB) 7CE.

City of Tshwane is not bound to accept the lowest or any tender and reserves the right to accept the whole or any part of a tender.

1.2 OVERVIEW OF THE WORKS

The original scope for construction of a Lusaka clinic consists of construction of building platform, new building, with new paved roadways and walkways, including boundary fence all in accordance with the Architect's drawings and specification. All structures are built on special designed prestressed mini piles foundation, reinforced concrete slab, concrete beams and columns, brickwork, finished outside with face brick, internally with plaster and paint. Roof sheeting on steel roof trusses in accordance with Engineer's drawings and specifications. Including running water, sewerage, electricity, air-conditioning and all mechanical and electrical fittings.

The scope completed under previous contract consist of building platform, building foundation, building walls, plastering, roofing covering and trusses, aluminium windows, aluminium doors, sewer, perimeter fence and retaining walls.

The scope of an outstanding work for construction of Lusaka clinic consist of the following, external layerworks, plumbing work, Internal doors, tilling, painting, ceiling, mechanical work, paving blocks for parking, attenuation pond, steel ground tank, stormwater, carports and electrical works. The project also includes the following remedial works, plastering of column and beams, retaining walls, crack seal, resizing of aluminium doors, and leveling of paving blocks.

The Contractor shall carry out and complete the Works in accordance with the Contract in every respect, and with the Employer's instructions, etc and to the satisfaction of the Employer, who may in his absolute discretion and from time-to-time issue further drawings, details and/or written instructions, written directions and written explanations, with regard to:

a) The variation or modification of the design, quality or quantity of the works or the addition or omission or substitution of any work;

b) Any discrepancy in the Drawings or between the Bills of Quantities and/or Drawings and/or Specification;

c) The removal from the site of any materials brought thereon under the Contract and the substitution of any other materials therefore;

d) The removal and/or re-execution of any part of the Works executed under the Contract;

e) The dismissal from the Works of any person employed thereon;

f) The opening up for inspection of any work covered up;

g) The amending and making good of any defects under Clause 26 and 27 of the JBCC Principle Building Agreement;

h) Prime Cost Items and Provisional Sums.

The Contractor shall forthwith comply with and duly execute any work comprised in the Principal Agent's instructions, provided that verbal instructions, directions and explanations given to the Contractor upon the site by the Principal Agent, shall, if involving a variation, be confirmed in writing by the Contractor to the Principal Agent within seven days, and if not dissented from in writing within a further seven days by the Principal Agent to the Contractor, shall be deemed to be the Principal Agent's instructions. If compliance with the Principal Agent's instructions, as aforesaid involves expense or loss beyond that provided for in or reasonably contemplated by the Contract then, unless the same were issued owing to some breach of the Contract by the Contractor, the amount of such expense or loss shall be ascertained by the Principal Agent and added to the Contract Sum

1.2.1 EXTENT OF THE WORKS

a) The extent of the Works consists of:

General

- General Requirements and Charges
- Engineer's Accommodation
- Site Clearing and Grubbing
- Landscaping and Grassing
- Fencing
- Trenching
- Mass Earthworks
- Sewers: Testing
- Water Reticulation
- Gravel Pavement Layers
- Stabilization
- Segmented Paving
- Foundations for Structures
- Falsework, Formwork and Concrete Finish
- Steel Reinforcement for Structures
- Concrete
- Joints in Structures
- Specific Works: Building Work
- Testing
- Electrical Installation
- Mechanical Installation
- Maintenance of the work during Construction and during the 12 months Defects Liability Period

b) Particular Works

In particular the following needs to be observed and considered where estimating the cost of the works:

- Bidders shall prepare and submit the programme of works taking into consideration that the Employer may require that the services be completed is a specific order.
- The contractor shall, upon commencement, inspect the pipeline routes and inform the engineer of all obstructions to be relocated.
- A high level of superintendence is required.

1.3 NATURE OF THE WORKS

The employer wishes to deliver public infrastructure using labour-intensive methods and sub-contractors where possible. The works in this contract are to be executed by using both conventional construction and labour-intensive construction methods according to the Special Public Works Programme (SPWP) as prescribed in the guidelines of the Expanded Public Works Programme (EPWP).

a) Conventional construction methods

- Site establishment
- Setting out of works
- Reinforced concrete for structures
- Clearing and grubbing
- Cleaning of the site and building
- Landscaping
- Quality control
- Maintenance of the work during the construction and subsequent liability periods

Specialised Sub-contractors

- Electrical
- Plumbing
- Mechanical (Heating Ventilation and Air-conditioning)

b) Labour intensive construction methods (EPWP)

Items deemed suitable for construction using labour intensive construction methods are prefixed “LI” in the schedule of quantities. The employer’s further objective is to optimise labour opportunities, and the contractor shall be required to construct the works accordingly. The “LI” activities, inter alia, include but are not limited to:

- Clearing of the areas for the excavation of trenches, including the removal of any trees or other impediments to the installation of new reticulation pipelines.
- Excavation of trenches not exceeding 1,5m in depth, including for all shoring and other safety methods to ensure safe working conditions;
- Excavate by hand to expose existing services and backfill;
- Construction of manholes, excluding the lifting of precast concrete rings.

c) Local Emerging Contractors (LEC)

Items deemed suitable for construction using Local Emerging Contractors include but are not limited to:

- Construction of segmented block paving;

- Plastering
- Painting
- Glazing
- Planting e.g. grass and plants

d) Construction and Materials Manager

The Main Contractor will be required to appoint a Materials and Construction Manager to mentor, train and assist the appointed local emerging contractors and the daily activities are listed in C3.3.2 and C3.3.3. National Diploma in Building Science or Civil Engineering or Construction Management or Architectural or Quantity Surveyor.

In areas where required by the Engineer the contractor will be required to make use of local emerging contractors to execute dedicated portions of the work. Only approved tendered rates will apply for work executed and the contractor must ensure that the local emerging contractors are paid a market related price for work done. The contractor will be compensated for the additional site supervision, management of local emerging contractors, material management, training and personal protective clothing that may be required for the local emerging contractors as a percentage value of the work done by the subcontractor.

The idea is to place indigents in the correct or appropriate project roles/occupations to help them achieve income capacity and/or to equip them through skills development. The contractor must provide data about the number of indigents required, qualifications, type of placement/occupation and gender before the project starts. The successful contractor appointed must accommodate students that need practical training or in-service training.

The Contractor will adopt the following structure for the selecting, training and appointing of local emerging contractor(s) for this project:

1. The Project Steering Committee (PSC) under the leadership of the ward councilor(s) will compile a list of all the local emerging contractors in the ward(s) where the project will be executed.
2. Immediately after the approval of the appointment of the principal contractor on the project, the PSC under the leadership of the ward councilor(s) will invite all the local emerging contractors in the ward(s) where the project will be executed as captured on the abovementioned list to apply for possible inclusion on the list of candidates to be appointed as local emerging contractor(s) by the principal contractor on the project.
3. The applicants will then be evaluated and a short list will be compiled by the PSC together with the appointed Construction and Materials Manager and the appointed principal contractor.
4. The successful candidates will then be trained by the appointed NQF accredited EPWP Training Provider on all the predetermined unit standards.
5. The successful candidate(s) will then enter into a written agreement/contract with the principal contractor.
6. The principal contractor should make provision for administration of local emerging contractors. The principal contractor must provide to the local emerging contractor(s) a construction and material manager to assist them with their construction work (C3.3.2 and C3.3.3). The principal contractor will be paid to provide a construction and material manager to the local emerging contractor(s) via the contract that will be awarded to the principal contractor. The principal contractor

will price all items, except in the case of a nominated sub-contractor(s). These tariffs will be binding on the principal contractor if the work is executed by the principal contractor and should no local emerging contractor(s) be available.

7. The principal contractor can hold the local emerging contractor(s) responsible for the quality and quantity of work done by them through their agreement/contract, but will be ultimately responsible and liable for the work done being the principal contractor and mentor to the local emerging contractor(s).
8. The principal contractor and consultants responsible for the site supervision will submit a performance evaluation report to the Client, the CoT, and to the CIDB for their records should the local emerging contractor(s) being registered with the CIDB, in the process of registering or planning to register with the CIDB after the completion of the construction works on the project.
9. A register of all the trained, appointed local emerging contractor(s) and experienced emerging contractors per ward will be kept at the Water and Sanitation Department on the Management System.
10. Ensure that each local emerging contractor(s) Health and Safety Management Plan is implemented and maintained on their portion of the Works.
11. A monthly progress report including an annexure of the performance of local emerging contractors will be submitted on a monthly basis.

The above structure will ensure that local emerging contractors with potential to be trained and given the opportunity to be appointed as local emerging contractor(s) and to gain valuable experience under the mentorship of a construction and materials contractors manager.

1.4 TEMPORARY WORKS

No temporary works have been allowed for.

1.5 LOCAL ECONOMIC PARTICIPATION SPECIFICATION

A. PREAMBLE

The City of Tshwane has a long-term commitment to the protection and Participation of local business and industry, including the Participation and support of construction skills and – capacity. In addition, the municipality is committed to the provision of as many job opportunities as possible to its local communities and therefore to the consistent pursuance and achievement of the objectives of EPWP. Having regard for the specialized nature of this project, the municipality in its role as Employer requires the maximum possible level of Local Economic Participation, as defined in this contract, as well as the maximum possible level of employment of local skills and labour. This specification therefore forms a very important aspect of this contract, which will be enforced and will require the full attention of the Contractor for the duration of the contract.

B. DEFINITIONS

"**Local Sub-Contractor"** means a legal business entity with its registered office and/or physical address in the City of Tshwane municipal area, duly registered with the Construction Industry Participation Board (CIDB) and with the required CIDB grading and who has actively conducted business in the City of Tshwane municipal area for a period of more than 12 months.

"**Local Supplier"** means a legal business entity with its registered office and/or physical address in the City of Tshwane municipal area who has actively conducted business in the

City of Tshwane municipal area for a period of more than 12 months and who supplies goods or materials directly to the end user.

C. SPECIFICATION

1. LOCAL ECONOMIC PARTICIPATION (LEP) shall comprise of:
   a. The direct participation of Local Sub-contractors in the Contract.
   b. The direct participation of Local Suppliers and Service Providers in the Contract.
   c. The direct employment of local labor, - semi-skilled and - skilled staff by the Contactor and Local Sub-contractors.
2. Direct Participation shall mean the engagement of resources, listed in 1 above, by the Contractor without the involvement of any other intermediary parties or agents.
3. LOCAL ECONOMIC PARTICIPATION (LEP) shall be measured by value as follows:
   a. Where activities, as measured under LI and SC of the Bill of Quantities, are performed entirely by Local Sub-contractors at the rate in the Bill of quantities, the value of the measured item shall be deemed to be the net value of LEP in respect of that activity.
   b. Where an activity, performed in terms of the above, is valued at a scheduled rate that includes a profit mark-up, supervision fee, administration fee or any other mark-up, the net value of the item payable to the Local Sub-contractor shall be deemed to be the net value of the LEP in respect of that activity.
   c. Where any component of the Contract, measured in the Schedule of Quantities, being a material or plant item or service required for the completion of the Contract, is provided entirely by a Local Supplier or Service Provider, at the rate in the Schedule of Quantities, the value of the measured item shall be deemed to be the net value of LEP in respect of that component.
   d. Where a component, supplied in terms of point ‘c’ above, is valued at a scheduled rate that includes a profit mark-up, supervision fee, administration fee or any other mark-up, the net value of the item payable to the Local Supplier shall be deemed to be the net value of the LEP in respect of that component.
   e. The value of local labour shall be the net value of wages and/or salaries paid to individuals, recruited from communities in the City of Tshwane municipal area, for the purpose of the Contract, by the Contractor or any of the Local Sub-contractors, appointed in terms of this Contract.
4. Tenderers shall indicate in their tenders the value (as a percentage) of Local Economic Participation (LEP) that will be achieved should he be awarded the contract. This tendered value, split between the participation of Local Suppliers and Service Providers on the one hand and Local Sub-contractors on the other shall become the Contractor’s Local Economic Participation target.
   The achievement of this target will be a contractual obligation, which will be enforced in terms of the provisions of this section.
5. The Contractor shall, within seven (7) days of the date of the Letter of Acceptance, submit to the Engineer a detailed plan for the achievement of his tendered Local Economic Participation (LEP) objectives and target, including a schedule of construction activities, construction components, materials, goods and services, local skills and labour etc, in which their valuation in terms of the principles of this specification is clearly indicated. This schedule shall indicate how targets will be met.
6. The Engineer shall approve this detailed plan in writing within seven (7) days of its submission by the Contractor.
7. The Contractor shall submit to the Engineer monthly progress reports, in a format approved by the Engineer, clearly indicating progress to date in respect of LEP. These reports will be in addition to monthly MIG reports required from the Contractor.
8. The Contractor shall, if requested by the Engineer at any stage of the Contact, submit within seven (7) days all necessary documentation required to confirm the accuracy of

information provided in the monthly progress reports. Documentation shall include but not be limited to:

a. Tax invoices,
b. Wage sheets,
c. Salary Advices
d. Orders.

9. At the completion of the project and prior to the issue of the Performance Certificate, the Contractor shall submit audited (audited by a recognized third-party institution) figures to substantiate and confirm actual LED expenditure achieved during the implementation of the Contract. Failure to meet the tendered target will be result in a financial penalty as described under Sub-Clause 4.10.1 of the General Conditions of Contract (as amended).
10. Failure by the Contractor to comply with any of the requirements in 4, 5, and 6 above shall be dealt with in terms of Clause 9.2 of the General Conditions of Contract.
11. The Contractor shall during the course of the Contract have the opportunity to submit revised detailed plans for the achievement of Local Economic Participation (LEP) objectives and targets, considering practical constraints encountered during the construction process and including the necessary motivation for such revised detailed plans.
12. In the event that the Contractor is prevented to comply with his implementation plan by any circumstances outside his control, he shall within seven (7) days submit to the Engineer a notice outlining such circumstances in detail and stipulating the impact of such circumstances on the Local Economic Participation in the Contract and as defined above. The Engineer shall within seven (7) days of receiving such a notice inform the Employer accordingly and who shall be obliged to:
    a. Rectify the circumstances preventing compliance and exempting the Contractor from his obligations, in terms of his implementation plan, for the duration of the period in which the circumstances prevailed, or
    b. Exempting the Contractor entirely from his obligations in terms of its implementation plan in so far as these are affected by the specific circumstances.
13. Any dispute arising from this specification or the implementation thereof shall be resolved in accordance with the provisions of Clause 10 of the General Conditions of Contract.
14. A payment item has been included under schedule 1 (preliminary and general charges) for all costs related to the compilation and administration of all LED-related documentation as well as the auditing of the final figures by a recognized third-party institution.

D. NON-SPECIALIST WORK LOCAL SUB-CONTRACTORS

All work measured that have been identified for construction by local sub-contractors as a minimum requirement, which does not prevent the Contractor from employing sub-contractors for other portions of work in order to achieve the tendered LEP target.

1.6 LOCATION OF SITE

The Mamelodi Lusaka Clinic site is situated East of Mamelodi Township and North-east of Hatherley Municipal Waste Dump Site. It is bounded to the North by Gladstone Seti Ave and to the West of Letsogo Streets as clearly indicated on the Location Map below.

1.7 GEOTECHNICAL INFORMATION

Geotechnical Investigations

The site investigation covered a full set of indicators including CBR, Field Moistures, in-situ Densities and Dynamic cone penetration (DCP) to a depth of 1.0m. The Geotechnical Investigation assisted in indicating the type of soil and underlying material including water table.

1.8 FEATURES REQUIRING SPECIAL ATTENTION

1.8.1 Existing Services

All existing services shall be indicated to the contractor where after he will assume full responsibility for maintaining these in good running order. It shall be understood that the protection of the existing services shall in no way be impaired during the contract.

1.8.2 Surveying and Cadastral Beacons (including Stand pegs)

The Contractor shall be held responsible for the cost incurred in replacing or repositioning of any cadastral beacons which may have been disturbed by his actions.

Under no circumstances shall cadastral beacons be replaced by unauthorized persons and the Engineer shall be informed immediately of such disturbed beacons. The Engineer shall arrange for the replacement of any beacons by a competent Land Surveyor.

1.9 SUPPLYING OF MATERIALS

All materials required for this contract shall be supplied by the Contractor. The Contractor shall take care that no delay is caused due to a shortage of material. Therefore, material required shall be ordered well in advance.

While care had been taken in calculating the quantities, the Contractor shall check the quantities before ordering. No claims for payment of excess or incorrect materials due to such shall be entertained.

1.10 QUALITY CONTROL

It is the responsibility of the Contractor to deliver work of quality and accuracy that is in accordance with the specifications and drawings, and the Contractor shall at his own cost provide a quality control system and provide experienced Engineers, Foreman, Surveyors, Technicians and other Technical Personnel together with the necessary transport, instruments and plant to ensure that proper supervision and positive control be applied on the job at all times. This also includes work done by sub-contractors, including nominated sub-contractors for specialised work or otherwise.

The cost of all supervision and control, test included, performed by the Contractor, shall be included in the relevant rates for the different items when tendering, except where separate provision has been made in the sections of the specifications.

The Contractor’s attention is drawn to the stipulations of the different sections of the specifications regarding the minimum frequency of test to ensure proper quality control. The Contractor shall increase this frequency if he deems fit to ensure appropriate control.

The Contractor shall, at the completion of each part of the work and requesting approval thereof by the Engineer, submit all applicable test results, measurements and levels to indicate that it conforms with the relevant specifications.

CITY OF TSHWANE
HEALTH DEPARTMENT

CONTRACT NO: HD 04-2024/25

TENDER FOR THE COMPLETION OF EXISTING INCOMPLETE LUSAKA CLINIC IN MAMELODI EXTENSION 22.

C3.2 ENGINEERING

C3.2 ENGINEERING

3.2.1 STANDARDS AND CODES OF PRACTICE

The following design standards for civil engineering infrastructure will apply:

i) *Principles and Standards for the Design and construction of Water and Sanitation Systems in the City of Tshwane* by the Service Delivery Department: Water and Sanitation of the CoT (Revised July 2010).
ii) *Standard Specifications for Municipal Civil Engineering Works Series 4: Water Reticulation and Water Mains (September 2000)* as supplied by the Water and the Environment Department, Water Supply Department of the City Council of Pretoria (Incorporated in the City of Tshwane).
iii) *Guidelines for the provision of engineering services and amenities in residential township development* by the National Housing Board (Red book).
iv) *JBCC Series 2000 Edition 4.1 code 2101 March 2005*.
v) *Standard Specifications for Municipal Civil Engineering Works* of the City of Tshwane (Third Edition 2005).

3.2.2 EMPLOYER'S DESIGN

The Contractor undertakes only construction on the basis of full designs issued by the Employer. The Contractor is to follow the specification, the design and construction drawings as laid out by the Employer. The design of the Works is detailed on the drawings and described in this document.

3.2.3 DRAWINGS

The drawings issued to tenderers as part of the tender documents must be regarded as provisional and preliminary for the tenderer's benefit to generally assess the scope of work. The work shall be carried out in accordance with the latest available revision of the drawings approved for construction.

At commencement of the contract, the Engineer shall deliver to the Contractor copies of the construction drawings and any instructions required for the commencement of the works. From time to time thereafter during the progress of the works, the Engineer may issue further drawings or revisions for construction purposes as may be necessary for adequate construction, completion and defects correction of the works.

Drawings issued separately in Volume 2 will be listed hereafter. The drawings represent the total works required under this contract. The employer has developed comprehensive standardized typical details which can be obtained by the contractor from the employer.

The Contractor shall use only the dimensions stated in figures on the Drawings in setting out the Works, and dimensions shall not be scaled from the Drawings, unless required by the Engineer. The Engineer will, on the request of the Contractor in accordance with the provisions of the Conditions of Contract, provide such dimensions as may have been omitted from the Drawings.

The Contractor shall ensure that accurate as-built records are kept of all infrastructure installed or relocated during the contract. The position of pipe bends, junction boxes, duct ends and all other underground infrastructure shall be given by either co-ordinates, or stake value and offset.

Where necessary, levels shall also be given. A marked-up set of drawings shall also be kept and updated by the Contractor. This information shall be supplied to the Engineer's Representative on a regular basis. All information in possession of the Contractor, required by the Engineer and/or the Engineer's Representative to complete the as-built/record drawings, must be submitted to the Engineer's Representative before a Certificate of Completion will be issued.

The Drawings prepared by the Employer for the permanent Works are bound at the back of this volume. The Employer reserves the right to issue amended and/or additional drawings during the Contract

Note: All applicable Drawings are Included Under Volume 2.

C3.2.2 DESIGN & SPECIFICATIONS

3.2.2.1 GENERAL MECHANICAL SERVICES INSTALLATION SPECIFICATION

1 General And Requirements

2 Scope Of The Work

This specification covers the supply, delivery, installation, testing, commissioning and handing over of the complete Mechanical Equipment Installation at **Mamelodi Lusaka Clinic**, as specified, which form part of this specification. All the work shall be carried out to the complete satisfaction of the Client and Consulting Engineer.

The specialist Sub-contractor shall be responsible for:

(a) Selecting, purchasing, transport and storage of all materials required for this Contract.
(b) All appliances, materials and sundries necessary for the proper execution of this Contract include Electrical Control Panels.
(c) Commissioning and testing.

All materials and equipment supplied shall be of high quality from fresh unused stocks suited to the required function and must comply with the requirements of the most recent editions of the relevant SABS or BS Specifications and their amendments. If available only materials carrying the SABS mark shall be used.

Only qualified technicians shall be used for this installation.

3 Compliance With Regulations And Generals

Sub-contractor shall be responsible to ensure that the installation complies with all the latest statutory requirements and regulations and in particular with the following:

(a)	SABS 0140-1978;	Identification colour marking
(b)	SABS 0139-1981;	The prevention, automatic detection and extinguishing on fire in buildings.
(c)	SABS 0147-1992;	refrigerating systems including plants associated with air conditioning systems
(d)	SABS 1530–Part 1: 1991;	Panels with two impervious facing sheets.
(e)	The most recent edition of the SABS Code 0142-1981as amended.	
(f)	The Occupational Health and Safety Act No. 85 of 1993.	
(g)	Government, Provincial and Local Authority, Regulations, Bylaws, Rules and other legal instructions.	
(h)	The Regulations and Bylaws of the Supply Authority.	
(i)	The regulations of the Local Fire Department.	

4 Storage Of Materials

Materials shall be stored on site in areas allocated by the Contractor. Stored equipment and materials shall be reasonably protected against site damage, loss and theft.

5 Accessibility

All equipment shall be so installed as to be readily accessible for operation, maintenance and repair. Minor changes and deviations from the tender drawings may be made, to achieve this, but major changes or changes involving extra cost may not be made without approval of the Engineer.
All such changes must be properly documented.

6 Manufacturer's Ratings

All equipment specified shall operate well within the manufacturer's ratings. Any tender offering equipment for use beyond these limits will not be considered.

Tenderers shall submit manufacturer's ratings and all technical information of all equipment offered for the full range of capacities, requirements, pressure & temperature ranges, sizes, etc.

7 Power And Drain Connections

All plumbing between equipment, water and drain points shall form part of this contract and the contractor shall supply and deliver the equipment required.

The power supply from the distribution boards shall be installed by others up to a main isolator or electrical panel as shown on the drawings. The final connections from the isolator or electrical panel into the control panels or to the equipment shall form part of this contract. The contractor shall therefore supply all electrical and control equipment required for the final connections.

8 Space For Equipment And Access

Tenderers shall satisfy themselves that the equipment offered by them can be accommodated in the available space as shown in the drawings. Should it be found at a later date that the equipment offered does not fit, then all costs arising from the rectification of this problem shall be for the contractors account.

Tenderers shall satisfy themselves that the equipment as offered by them will pass through available building openings. Large equipment shall be made up in sections and each section shall be small enough for access through doors and other building openings. All additional costs involved for the modification of equipment or to change the make of equipment in order to allow access shall be for the account of the contractor and shall form part of this tender.

9 Inspection, Testing And Commissioning

The Department reserves to itself the right to arrange for the inspection of all goods forming the specification at any stage before final acceptance and by any means it may think fit, and when such inspection is to be carried out, the relevant contracts, orders or sub-orders shall, be endorsed accordingly.

When the inspection at the contractor's works or warehouse is specified, the Department's quality assurance officer or authorized representative shall have free access to the premises of the contractor at all times during working hours', shall have liberty to inspect work which is the subject of the contract or order, at any

stage of manufacture, and may reject any goods which are found to be incomplete, defective or in any way not conforming with the terms of the contract or order. The contractor shall afford all reasonable facilities for such access and inspection.

The contractor shall supply, without charge to the Department, all tools, gauges, templates and other equipment which may be required for checking the accuracy of the work; shall provide the labour necessary for inspecting the work or order and shall render all reasonable assistance in carrying out this checking and inspection.

The contractor shall prepare and supply, without charge to the Department, all test pieces, samples and specimens; shall provide all labour and apparatus for carrying out tests and analyses in accordance with the terms of the contract or order and render all reasonable assistance in making such tests and analyses.

Where equipment, that is to be dispatched by the contractor, is finally inspected, the inspecting authority should normally complete a “CERTIFICATE OF INSPECTION", listing the approved items as they will appear on the contractor's invoice. In those cases where the Department has agreed to the certification of the contractor's invoice, a "CERTIFICATE OF INSPECTION" must not be completed. The inspecting authority must certify and sign the contractor's invoice listing the approved items.

Goods which are partly or fully packed before inspection shall not be inspected until they are unpacked. In such cases no "CERTIFICATE OF INSPECTION" shall be issued until such goods have been inspected and accepted. The contractor's quality system should be based on the framework of SABS 0157.

1.9 SAMPLES AND TECHNICAL DATA

The Mechanical Sub-contractor shall submit samples and/or equipment submittals including technical data of all equipment and fittings for the approval of the Engineer before ordering or commencing manufacture of these items.

10 Operation And Maintenance Manuals

The contractor shall prepare and supply manuals for the successful installation, operation and maintenance of the equipment. A draft of the manual shall be submitted after pre-testing for approval. The draft shall then be corrected, if required, and two sets of the manual shall be submitted before delivery of the equipment will be taken.

The manual shall contain the following information:

a) Equipment data (mechanical / electrical and controls):

- Description of all equipment (make, model, ratings, etc.)
- Manufacturer, brochures and numbers.
- Design capacities, selection parameters, size and rating.
- Pressures and temperature limitations (if applicable).

b) Operating procedures / instructions:

- Starting and stopping procedures.
- Abnormal and emergency operating procedures.
- Safety devices and settings.
- Manual operation.
- Operator's duties.
- Temperature, pressure, etc. settings for controllers, etc.

c) Testing data

The results of all checks and measurements as recorded during the pre-testing period shall be included and shall be compiled in such a manner that every check and measurement is clearly defined.

d) Maintenance instruction:

- Routine maintenance calendar.
- All maintenance procedures.
- Trouble shooting guide.
- Maintenance schedules for all equipment.
- Maintenance data and record books.

e) Spares:

- List of all spares and model numbers.
- Addresses and contact numbers of suppliers.

The operating maintenance instructions specified above shall preferably be obtained from the equipment manufacturer and where no such manuals exist, they shall be compiled by the contractor to the best of his ability and approved by the Engineer.
The contract will be considered incomplete until all pre-test results and certificates have been conducted to the satisfaction of the clients representative and all drawings and manuals have been handed over to the Engineer / Department.

DRAWINGS

The contractor is to supply the following drawings and drawings shall be in accordance with SABS 0111, Code of Practice for Engineering Drawings.

Engineers' drawings issued for the service are not manufacturing drawings and the dimensions given are sufficient for tendering purposes or to enable the contractor to complete his working drawings.

Three copies of the following drawings shall be submitted by the contractor to the Engineer/Department for approval before the supply/delivery of the equipment.

a) Contractor's work drawings

These are structural or other drawings on which all building requirements as indicated on the Engineer's drawings are verified, changes and/or additional

requirements to be made in the structure to meet the dimensional requirements of the equipment and materials to be installed. Contractors' work drawings shall also include positions, sizes and masses of major pieces of equipment, positions, sizes and masses of bases for the equipment, waterproofing details, grouting required, all piping connections as well as all other building requirements necessary for the successful installation and operation of the equipment.

b) Mechanical drawings

These are all workshop and equipment layout drawings required for the installation of the equipment. These drawings shall be used by the Contractor for the installation of the equipment supplied by the contractor.

The contractor shall check in detail the engineers drawing issued and take measurements before work drawings are issued for construction or equipment is manufacture, to ensure that the equipment will fit into the space available. Positions and sizes of openings through floors and walls, etc., as indicated on the Engineering drawings shall be adhered to as far as possible. Amendments will only be considered if absolutely unavoidable.

Drawings, except contractor's drawings, shall be submitted for approval but shall in any event not be submitted later than three weeks after the date of acceptance of the tender. Contractors work drawings shall be submitted within two weeks from the date of acceptance of the tender. The contractor shall base his drawings on the architects, structural and engineer's drawings issued to him by the Department.

The contractor is advised to submit three copies of the mechanical drawings for comments by the Engineer/Department after which his original drawing shall be updated and submitted for signature to ensure that all drawings issued for construction/installation of the equipment are certified as approved by the engineer/Department.

Any work done by the contractor without and approved drawings shall be at the contractor's own risk and any changes required to conform with the contract documents or to co-ordinate his work with other traders shall be for the account of the contractor.

Approval of drawings by the Engineer shall not relieve the contractor of his responsibilities to carry out the work in terms of the contract documents.

The mechanical drawings shall be updated (if applicable) during the contract period and shall be included in the O and M manual as required.

11 Inspection

The Client reserves to itself the right to arrange for the inspection of all goods forming the specification at any stage before final acceptance and by any means it may think fit, and when such inspection is to be carried out, the relevant contracts, orders or sub-orders shall be endorsed accordingly.

When the inspection at the contractor's works or warehouse is specified, the Department's quality assurance officer or authorized representative shall have free access to the premises of the contractor at all times during working hours, shall have liberty to inspect work which is the subject of the contract or order, at any stage of manufacture, and may reject any goods which are found to be incomplete, defective, or in any way not conforming with the terms of the contract or order. The contractor shall afford all reasonable facilities for such access and inspection.

The contractor shall supply, without charge to the Client, all tools, gauges, templates and other equipment which may be required for checking the accuracy of the work; shall
provide the labour necessary for inspecting the work or order and shall render all reasonable assistance in carrying out this checking and inspection.

The contractor shall prepare and supply, without charge to the Department, all test pieces, samples and specimens; shall provide all labour and apparatus for carrying out tests and analyses in accordance with the terms of the contract or order and render all reasonable assistance in making such tests and analyses.

Where equipment, that is to be dispatched by the contractor, is finally inspected, the inspecting authority should normally complete a “CERTIFICATE OF INSPECTION", listing the approved items as they will appear on the contractor's invoice. In those cases where the Department has agreed to the certification of the contractor's invoice, a "CERTIFICATE OF INSPECTION" must not be completed. The inspecting authority must certify and sign the contractor's invoice listing the approved items.

Goods which are partly or fully packed before inspection shall not be inspected until they are unpacked. In such cases no "CERTIFICATE OF INSPECTION" shall be issued until such goods have been inspected and accepted.

The contractor's quality system should be based on the framework of SANS 274.

12 Testing And Acceptance

The contractor shall test all equipment to be supplied in accordance to any recognized testing procedure or code approved by the Engineer/Department. Refer to the SPAC clauses 1.12, 1.13 and 1.14. The contractor shall submit at least two weeks prior to the commencement of the testing a testing program and check lists to the Engineer/Department and at the same time notify the Engineer/Department of the code or procedure to which all equipment to be supplied will be tested. The results of all checks and measurements shall be recorded in writing during the testing period and the Engineer/Department representative has to witness these tests. Certified testing records shall be handed to the Engineer/Department. The following equipment shall be assembled at the contractor’s premises and tested.

13 Guarantee

The contractor shall guarantee that the equipment offered will give satisfactory and efficient service, for a period of one year from the date practical completion, or to replace or repair, with a minimum of delay and free of charge, any components which may fail other than by fair wear and tear during this period.

14 Painting

Iron and steel surfaces must be properly cleaned by removing all dirt, oil, scale and rust by brushing and sanding until a clean shiny surface is obtained. Hereafter a metal primer must be applied.

Galvanized surfaces must be cleaned with a galvanizing cleaning agent and then washed with clean water to remove the factory-applied protection against white rust. Hereafter a calcium plumbate primer must be applied, followed by an undercoat between 24 and 72 hours after application of the primer.

Other surfaces must be cleaned by removing all dirt and a primer as specified by the paint suppliers for the particular surface must be applied.

The primer coat must be followed by a matt undercoat and a final top coat of high gloss enamel of an approved colour.

Each layer of paint must be clearly distinguishable from each other by means of different colours and each layer must be properly sanded before the following coat is applied.

All paint must be at least SANS quality for industrial use and must be approved by the Engineer, both regarding quality and colour. Colour coding shall be according to SANS 10140 Part IV.

The following SANS codes shall apply:

SANS 10064	PREPARATION OF STEEL SURFACES FOR PAINTING
SANS 10140	IDENTIFICATION COLOUR CODING (ALL PARTS)
SANS 630	HIGH GLOSS ENAMEL ART PAINT
SANS 678	BASE PAINT FOR WOOD (INTERIOR AND EXTERIOR)
SANS 679	SINC-CHROMATE BASED BASE PAINT FOR STEEL
SANS 681	UNDERCOATS FOR PAINTWORK
SANS 682	ALUMINIUM BODY COLOUR PAINT
SANS 723	ETCHING PAINT
SANS 912	CALCIUM PLUMBATE BASE PAINT
SANS 1091	NATIONAL COLOUR STANDARD FOR PAINT
SANS 1186	SAFETY SYMBOL SIGNS

15 Welding

All welding, during the manufacturing or pre-assembling of the equipment, shall be performed according to the latest technology using the latest developed and approved welding equipment, and where exposed it shall be smoothly finished off.

16 Sound And Vibration Control

The contractor shall be responsible for the detail design and/or selection of all sound and vibration control equipment. Sound and vibration control shall be designed to give the resultant sound pressure levels specified in General Technical Requirements, when based on the sound characteristics of the rooms given in General Technical Requirements. The vibration isolation system shall be designed

and selected and adjusted for a maximum total transmissibility of not more than 2,5%.

All rotating equipment shall be balanced, both statically and dynamically and shall not have any critical speeds within 30% of the operating speed. In addition, all rotating equipment and associated pipe work and ductwork shall be provided with vibration isolation mounts.

Isolators shall give both horizontal and vertical deflection and the amplitude shall not exceed 3 mm. All pipe and duct connections to vibrating equipment shall be flexible to allow freedom of the equipment to move.

17 Training Of Department Representatives And End User Client

The contractor shall be responsible for the training of the Department's staff during the commissioning period and after the installation and maintenance manuals has been completed. The staff must receive enough instructions to ensure that they are fully conversant with the equipment concerned. Site staff shall be instructed on:

The full installation, commissioning, testing and operating methods of the equipment.

All instructions and problem solving of equipment.

Stopping the equipment in emergency and warning against restarting after an emergency.

Positions and settings of all control equipment.

Operating temperatures, pressures, etc.

All safety measures including electrical.

Name, address and telephone number of the equipment suppliers and contractor that can be contacted during installation and maintenance of the equipment.

The operating and maintenance manual must be available during the training of the staff. Staff must also be made conversant with the contents of the manuals.

All instruments such as thermometers, pressure gauges, indicators, etc. shall be marked at the operating point under normal conditions. Such markings shall be neatly done on the scale itself and not on the protecting glass cover.

18 Service Conditions

Tenderers shall ensure that all equipment offered is suitable for use under the conditions specified and are invited to call for any further information that may be required.

18.1 General Location

Site Location : **MAMELODI (PRETORIA)**

Site Altitude : ~1347 m
Site Latitude : 25°43'21.40"S
Site Longitude : 28°26'16.12"E

18.2 External Design Conditions

Summer Ambient Temperature : 21.9°C
Winter Ambient Temperature : 11.8°C

18.3 Internal Design Conditions

Summer Room Temperature : 21.9°C
Summer Room Relative Humidity : 40 - 60% (not controlled)
Winter Room Temperature : 11.8°C

NOTE: ALL EQUIPMENT SHALL BE SELECTED TO SUIT THE ALTITUDE AND EXTERNAL DESIGN CONDITIONS FOR **MAMELODI (PRETORIA).**

19 Other Services

19.1 Electrical

Surface mounted and recessed lighting shall be used in the buildings, as indicated.

20 Building Construction Period

The Main Contractor shall provide the building construction period and program. The Sub-contractor will be required to conform to the agreed building programme.

21 Insurance

The Mechanical Sub-contractor shall carry Insurance in accordance with the contract**.**

22 Surety

The Mechanical Sub-contractor shall provide surety in accordance with the contract requirements**.**

23 Drawings By Mechanical Sub-Contractor

The Mechanical Sub-contractor shall be responsible for providing the following drawings for the execution of the project.

23.1 Mechanical Sub-contractor's Drawings
23.2 Builder's Work Drawings
23.3 Shop Drawings
23.4 Electrical & Pneumatic Diagrams
23.5 Record Drawings

24 Samples And Technical Data

The Mechanical Sub-contractor shall submit samples and/or equipment submittals including technical data of all equipment and fittings for the approval of the Engineer before ordering or commencing manufacture of these items.

25 Inspection, Testing And Commissioning

The Mechanical Sub-contractor shall be responsible for testing and commissioning of the complete plant and allow for inspections by the Engineer as required.

26 Operating And Maintenance Manuals

The Mechanical Sub-contractor shall provide Operating and Maintenance Manuals for Mechanical Services installed.

27 Maintenance And Defects

The Mechanical Sub-contractor shall be responsible for Maintenance and Defects in accordance with

The period of liability for Maintenance and Defects shall be 12 months.

28 Associated Services

28.1 Builder's Work

The Mechanical Services Sub-Contractor shall be responsible for providing all small openings in brick walls for pipework etc. and for providing the necessary flashing, support brackets for pipework ductwork etc.

The Mechanical Services Sub-contractor shall be responsible for providing all Builders' Work Drawings for the work to be provided by the Main Contractor. Full details of all large openings for ducting in the roof and brick walls, details of concrete bases, etc. are to be included on these drawings which are to be submitted to the Engineer for approval in good time to comply with building programme.

The Mechanical Services Sub-contractor shall also check the positions and sizes of all these openings, bases, etc., provided by the Main Contractor.

The Main Contractor shall provide all waterproofing and making good.

28.2 Electrical Work

The Mechanical Services Sub-Contractor shall be responsible for all electrical work including the control panels, where specified and wiring to all mechanical equipment that forms part of this contract.

The Electrical Contractor will provide the mains supply and earth connection to the main isolator and earth bar at each control panel, located as indicated on the drawings.

Where no control panel is specified the Electrical Contractor will provide the main supply and earth connection, terminating at the equipment isolator as indicated on the drawings.

The Mechanical Services Sub-Contractor shall be responsible for providing all power supply loading data on the Builders' Work Drawings. He shall also submit control panel drawings, wiring diagrams and schematics for approval by the Engineer before manufacture of the control panels is commenced.

C3.2.2.8 PLANT & EQUIPMENT

- Tractor Backhoe Loaders (TLBs)
- Excavators
- Tipper Trucks
- Walk-behind Vibrating Drum Rollers
- Compaction Rammers
- Plate Compactor
- Safety Equipment, Personal Protective Equipment (PPE), Barricades and Shoring
- Concrete Mixers

CITY OF TSHWANE
HEALTH DEPARTMENT

CONTRACT NO: HD 04-2024/25

TENDER FOR THE COMPLETION OF EXISTING INCOMPLETE LUSAKA CLINIC IN MAMELODI EXTENSION 22.

C3.3 PROCUREMENT

C3.3 PROCUREMENT

C.3.3.1 PREFERENTIAL PROCUREMENT PROCEDURES

C3.3.1.1 Requirements

C3.3.1.1.1 Employment of unskilled and semi-skilled labour in Labour Intensive Construction works

1. Requirements for the sourcing and engagement of labour

1.1 Unskilled and semi-skilled labour required for the execution of all labour-intensive works shall be engaged strictly in accordance with prevailing legislation and SANS 1914-5, Participation of Targeted Labour.

1.2 The EPWP Ministerial Determination, as revised from time to time, sets out a minimum wage and minimum conditions of employment and Contractors must comply with its requirements.

1.3 Tasks by the Contractor must be such that:
(a) the average worker completes 5 tasks per week in 40 hours or less; and
(b) the weakest worker completes 5 tasks per week in 55 hours or less.

1.4 The Contractor must revise the time taken to complete a task whenever it is established that the time taken to complete a weekly task is not within the requirements of 1.3.

1.5 The Contractor shall, through all available community structures, inform the local community of the labour-intensive works and the employment opportunities presented thereby. Preference must be given to people with previous practical experience in construction and / or who come from households:

(a) where the head of the household has less than a primary school education;
(b) that have less than one full time person earning an income;
(c) where subsistence agriculture is the source of income;
(d) those who are not in receipt of any social security pension income.

1.6 The Contractor shall endeavour to ensure that the expenditure on the employment of temporary workers is in the following proportions:
(a) 55% women;
(b) 55% youth who are between the ages of 16 and 35; and
(c) 2% persons with disabilities.

C3.3.1.1.2 Appointment of Community Liaison Officer

1. A community liaison officer (CLO) will be appointed in terms of the Policy Framework for the Recruitment of EPWP and the Code of Good Practice to appoint Community Liaison Officers.
2. The relevant Ward Councillor shall in cooperation with the Office of the Speaker and the Expanded Public Works Programme (EPWP) Division, facilitate an initial public meeting for the community and stakeholders to enable them to nominate for the Project Steering Committee (PSC).

3. After the election of the PSC at the same meeting, residents and stakeholders in attendance are to vote for a pool of three (3) potential CLO's coming from the community concerned.
4. In an event that the PSC is not constituted by public meeting, or it cannot proceed with its work as contemplated by Section 6.1.3.5 of the Policy Framework for the Recruitment of EPWP, the appointed PSC should nominate potential CLO's.
5. It is from this pool that the Contractor after interviewing the three nominees, and consultation with the PSC, appoints the CLO.
6. Provision for the payment of the CLO has been made in the Pricing Data and will, be in terms of the salary scale Task Level 5
7. The successful tenderer shall enter into an employment agreement with the appointed community liaison office (CLO)
8. The duties or functions of the CLO can be summarised as follows:
   - Liaising with project manager
   - Liaising with community on detail construction activities of the project
   - Attending community meetings
   - Arranging special meetings
   - Facilitation of community disputes

C3.3.1.2 Resource standard pertaining to targeted procurement

The Contractor shall deliver the following deliverables in terms of the relevant SANS 1914 and the associated specification data:

C3.3.1.2.1 Provide business opportunities for targeted enterprises in terms of **SANS 1914-4**

1. General

Targeted enterprises shall be engaged in the performance of the contract in accordance with the requirements of SANS 1914-4 as amended in 2

2. Amendments to SANS 1914-4

2.1 Replace the existing definitions with the following:

contract participation goal (CPG)

value of supplies, services and works for which the contractor contracts targeted enterprises exclusive of any value added tax or sales tax which the law requires the employer to pay to the contractor, expressed as a percentage of the contract amount associated with the targeting strategy that is identified in the specification data.

2.2 Add the following definitions:

contract amount

1) targeting strategy, A

financial value of the contract at the time of the award of the contract, exclusive of all allowances and any value added tax or sales tax which the law requires the employer to pay to the contractor.

2) targeting strategy B

financial value of the contract upon completion of all contractual obligations, exclusive of any value added tax or sales tax which the law requires the employer to pay to the contractor.

targeting strategy, A
a strategy which:

a) links the granting of a preference by the employer in the evaluation of tender offers in return for the tendering of a contract participation goal or an undertaking to attain a specified contract participation goal at the time that tenders are evaluated; or
b) requires a contractor to achieve a minimum specified goal in the performance of a contract; or
c) involves both a) and b)

targeting strategy B
a strategy which:

a) links the payment of an incentive bonus to a contractor for the attainment of a specified contract participation goal; or
b) requires the contractor to record and report on the quantum of work generated for targeted labour

2.3 Replace clauses 3.11 and 3.12 with the following:

3.1.1 The contractor shall engage targeted enterprises directly or indirectly in the performance of the contract to the extent that the total monetary value of such engagements exclusive of any value added tax or sales tax required by law, is sufficient to achieve the contract participation goal provided for in the specification data.

3.1.2 The contractor shall, in the case of targeting strategy A, submit details of his plan to achieve the contract participation goal to the employer's representative on the contract participation goal implementation plan form contained in annex C, within five working days of being instructed to do so. If no such instructions are given, these plans shall be submitted before the submission of the first claim for payment.

2.4 Replace 3.2.2 with the following:

3.2.2 Contractors shall submit completed targeted enterprise declaration affidavits and, where targeting strategy A applies, letters of undertaking to act as sub-consultants, sub-contractors suppliers, manufacturers or service providers (see annex D), in respect of each and every targeted enterprise and targeted partner whose contribution shall be counted towards the contract participation goal. These documents shall, unless otherwise stated in the specification data, be submitted to the employer's representative before the submission of the first claim for payment.

2.5 Replace 4.1 with the following:

4.1 The contractor shall enter into written contractual agreements with all the targeted enterprises and targeted partners cited in the contract participation goal implementation plan and shall, as soon as is practicable, furnish the employer's representative with copies of such agreements and the written acceptances thereof. The contract to be performed by the targeted enterprises and targeted partners shall, in the case of targeting strategy A, thereafter neither be reduced in scope, nor terminated without the prior written approval of the employer's representative, which shall not be unreasonably withheld or delayed.

2.6 Replace 4.2.1 with the following:

4.2.1 Where targeting strategy A applies and in the event that, through no fault of the contractor, a contracted targeted enterprise is found to be:

a) unable to perform, or to perform on time;

b) unable to produce acceptable work;
c) unwilling to perform work required; or
d) not fit to perform the service;

The contractor shall notify the employer's representative of the apparent necessity to reduce or terminate such a targeted enterprise's contract, citing the reasons therefore.

2.7 Replace 4.3 with the following:

Where, in the case of targeting strategy A, an enterprise under contract was initially considered to be a targeted enterprise but is later discovered not to be so, or is found not to be creditable towards contract participation goals, the employer may consider a partial waiver of the contractor's obligations towards the achievement of the contract participation goal in respect of such a targeted enterprise, should the contractor satisfactorily demonstrate that he was justified in believing the enterprise to be a targeted enterprise and that eligibility standards were not violated.

2.8 Replace 6 with the following:

In the event that, and where targeting strategy A applies, the contractor fails to substantiate that any failure to achieve the contract participation goal was due to

a) quantitative underruns,
b) the elimination of items contracted to targeted enterprises, or
c) any other reason beyond the contractor's control which may be acceptable to the employer, the sanctions provided for in the contract shall apply.

2.9 Delete “net amount” in definitions and replace “net amount” with “contract amount” wherever it appears in the text.

Clause	**Specification Data**	
The specification data associated with SANS 1914-5 is as follows		
2.7	The employer’s representative is:	**Tshashu Consulting and Project Managers**
	Target area:	
	Target Area 1	The ward/wards in which the work package is to be performed
	Target Area 2	The ward/wards directly adjoining the ward/wards in which the work package is to be performed.
	Target Area 3	The region within which the ward/wards in which the work package is to be performed resides
	Target Area 4	The City of Tshwane Municipal area
2.17	Targeted enterprise is	Will be specified for each work package.
	The targeting strategy is	Strategy A b)
	The contract participation goal is	*The min. goal is 10% and the maximum goal is 20% (The combined goal for the contract will not exceed 30%)*

	The contract participation goal may only be achieved by subcontracting work to one or more targeted enterprises to perform commercially useful functions in the performance of the contract.	
Clause	**Specification Data**	
2.9	The following weightings shall apply:	
	Target Area 1	1.2
	Target Area 2	1.0
	Target Area 3	0.8
	Target Area 4	0.6
6	**Sanctions**	In the event that the Contractor fails to substantiate that any failure to achieve the Contract Participation Goal relating to the granting of preference was due to quantitive under runs, the elimination of items, or any other reason beyond the Contractor's control which may be acceptable to the Employer, it shall be liable to pay the Employer a financial penalty in the following manner: $$P = 0.15 \times \frac{(D - D_o)}{100} \times N_A$$ Where D = required Contract Participation Goal percentage D_o = the Contract Participation Goal which the Employer's representative based on the credits passed, certifies as being achieved upon completion of the work package N_A = Net Amount P = Rand value of penalty payable

C3.3.2 SCOPE OF MANDATORY SUBCONTRACT WORK

C3.3.2.1 Scope of mandatory subcontract works

The contractor is to identify and present to the Engineer the works to be subcontracted. The contractor can however add to this scope at his discretion or if he needs such services from the local subcontractors. The following shall be subcontracted to the local subcontractors:

- Kerbing
- Painting
- Ceiling

- Tilling
- Construction of manholes
- Construction of segmented block paving;

C3.3.3 PREFERRED SUBCONTRACTORS/SUPPLIERS

Local emerging contractors must be Black Enterprises. A black enterprise (BE) is defined as a company or economic activity that is owned by black persons and where there is substantial management control by Black People. Ownership refers to economic interest, whilst management refers to the membership of any board or similar governing body of the enterprise. The Broad-Based Black Economic Empowerment Act No. 53 of 2014, principles must apply to BE's.

Enterprises must comply with the following:

- Business must be registered within the CoT boundaries,
- Owners must reside within the CoT,
- Owners or business address must be in Region 6. Other Regions within the COT will only be considered if no suitable candidates are available in Region 6.

C3.3.4 SUBCONTRACTING PROCEDURES

The contractor shall advertise and call for competitive quotations in respect of each portion of the works that are required to be subcontracted in terms of the contract in accordance with the relevant provision of the latest edition of the CIDB Standard for Uniformity in Construction Procurement. The Contract Data in the associated procurement documents shall be based on the City of Tshwane standards and any other relevant documentation of subcontracting with minimal project specific variations and amendments that do not change their intended usage.

The Employer together with the Contractor shall evaluate the quotations received in accordance with the provision of the Standard Conditions of tender. The evaluation panel shall comprise equal representatives from the Employer and from the Contractor.

The Contractor shall without delay enter into contract with the successful tendering subcontractor based on their accepted tender submission.

The Contractor shall remain responsible for providing the subcontracted portion of the works as if the work had not been subcontracted.

Note:
1) The CIDB Best Practice Guideline D1, *Subcontracting Arrangements*, provides Guidance on the selection of a suitable form of subcontracts.
2) Provision in the Pricing Data should be made for provisional sums for portions of the works that are to be subcontracted in this manner.

C3.3.5 EVALUATION CRITERIA

The bids submitted by the prospective local subcontracting companies will be evaluated by the Main Contractor and the Engineering representative.

CITY OF TSHWANE
HEALTH DEPARTMENT

CONTRACT NO: HD 04-2024/25

TENDER FOR THE COMPLETION OF EXISTING INCOMPLETE LUSAKA CLINIC IN MAMELODI EXTENSION 22.

C3.4 CONSTRUCTION

C3.4 CONSTRUCTION

C3.4.1 Works Specifications

The Standard Specifications have been written to cover all types of municipal civil engineering works and it may therefore cover work not applicable to this contract.

The Particular Specifications together with the Drawings and Bill of Quantities clearly indicate the sections of the Standard Specifications which apply to this contract.

Section C3.6 covers references to the Particular Specifications in the Standard Specifications as well as variations and additions to the Standard Specifications.

Section C3.7 covers corrections and amendments to the Standard Specifications for Municipal Civil Engineering Works, Third Edition 2005

C3.4.2 Plant and materials

All plant and material to be supplied by the Contractor.

C3.4.3 Construction equipment

All construction equipment to be supplied by the Contractor.

C3.4.4 Contractor's employees

C3.4.4.1 Minimum employment Conditions for Conventional Construction Works

Contractors shall comply with the Basic Conditions of Employment Act (Act No 75 of 1997).

As a determination has not been made in terms of the aforesaid act for the building sector, the minimum employment conditions which will apply to this Contract shall be guided by the Amendment of Sectoral Determination 2: Civil Engineering Sector published in the Government Gazette dated 4th September 2012, as and when amended from time to time.

Contractors shall also take in considerations the clauses of the Government Gazette 39293 of 16 October 2015 regarding Bargaining Council for Civil Engineering Industry: Extension of Conditions of Employment amending collective agreements to non-parties.
The following minimum conditions shall apply to this Contract and Contractors shall include such conditions in employment contracts.

C3.4.4.1.1 Employment contracts

The Contractor shall enter into an employment contract with every one of his/her employees, including short-term contracts i.e. contracts in which employment commencement and employment termination dates are specified. Short-term employment contracts will also apply an employee employed for only one day.

C3.4.4.1.2 Normal working hours

Normal working hours are from 07:00 to 17:00 from Monday to Friday. A tea break is taken from 09:00 to 09:15 and lunch from 12:30 to 13:00.

Actual hours to work and be paid for is 9 hours per day. If a lunch break of one (1) hour is taken then the normal working day will be as follow:

Morning work sessions from 07:00 to 12:00, lunch break from 12:00 to 13:00, and afternoon sessions from 13:00 to 17:00.

C3.4.4.1.3 Minimum wages

Minimum wages shall be according to the Government Gazetted rates for the Building Sector for Gauteng Province (Regulation Gazette No 9360 Vol. 542). For a full day's work, the hourly rate shall be multiplied by 9. Normal 5-day week hours of work shall be 45 hours, and the wage calculated according to the applicable hourly rate.

Overtime pay shall be 1.5 times the ordinary wage.

An employee shall be paid monthly.

Wages should be increased by CPI excluding owners' equivalent rent (eoer) plus two percentage point for the second and third years of the determination. The CPI to be used is the one that is published by StatsSA six weeks prior to the scheduled increment date. Below are the recommendations of the Department regarding new minimum wages levels:

C3.4.4.1.4 Short time (excluding short time due to inclement weather)

If for reasons, which may be ascribed to the employee, e.g. arriving late for work or taking an afternoon off, the hours not worked shall be deducted from the daily wage calculation.

C3.4.4.1.5 Short time resulting from inclement weather

i. If the Contractor informs his/her employees that no work will be done the following day due to inclement weather, no payment will be due to the employee for such a day.

ii. If the Contractor has not informed his/her employees that no work will be done due to inclement weather and no work or less than four (4) hours of work is possible during a day, the Contractor must pay the employee for four (4) hours of work. If more than four (4) hours of work is done, the Contractor shall pay the employee for the number of hours worked.

C3.4.4.1.6 Vacation leave

If an employee has been in full time employment for more than four (4) months, he/she shall be entitled to 1 day's paid leave for every seventeen (17) days the employee worked or was entitled to payment.

C3.4.4.1.7 Family responsibility leave

If an employee has been in full time employment for more than four (4) months, he/she shall be entitled to three days paid leave in a leave cycle of thirty-six (36) months of

employment:

i. When the employee's child is born;
ii. When the employee's child is sick;
iii. In the event of death of the employee's spouse or life partner, parent, grandparent, child or grandchild.

The employee shall provide the required proof to the Contractor of the event, failing which the leave shall be unpaid leave

C3.4.4.1.8 Maternity leave

At least four (4) months unpaid leave.

C3.4.4.1.9 Sick leave

The employee shall be entitled to one (1) day's paid sick leave of normal wages for every twenty-six (26) days worked.
If an employee is absent for three (3) or more consecutive days, the employee shall provide a sick certificate from a registered medical practitioner to qualify for sick leave payment. If such certificate is not provided, no sick leave payment will be due to the employee.

C3.4.8.1.10 Piece work

Irrespective of the quantity of work done under a piece work system during a working week, the employee shall be entitled to a minimum of a week's wages determined as if no piece work applied.

The Contractor or employee may terminate an employment contract by giving notice of termination of not less than:

i. On short period contracts i.e. a contract which states from which date work employment commences and on which day employment terminates, the terms of the employment contract shall apply;

ii. One week if employee has been employed for four (4) weeks or less, unless it is a short-term project;

iii. Two (2) weeks if employee has been employed for more than four (4) weeks but not more than one (1) year;

iv. Four (4) weeks if employee has been employed for more than one year.

C3.4.4.2 EMPLOYMENT CONDITIONS FOR LABOUR INTENSIVE WORKS AND CONSTRUCTION

The Ministerial Determination 4, Expanded Public Works Programme (revised 2012) issued in terms of the Basic Conditions of Employment Act of 1997 by the Minister of Labour as reproduced below, shall apply to works described in scope of work as being labour intensive and which are undertaken by unskilled or semi-skilled workers. The Ministerial Determination must be read in conjunction with the Code of Good Practises for the Expanded Public Works Programme as published in Government Notice Nº R64 of 25 January 2002,

This clause contains the standard terms and conditions for workers employed in elementary occupations on an Expanded Public Works Programme (EPWP). These terms and conditions do NOT apply to persons employed in the supervision and management of an EPWP.

C3.4.4.2.1 Terminology

(a) "department" means any department of the State, implementing agent or contractor;

(c) "employer" means any department, implementing agency or contractor that hires workers to work in elementary occupations on an EPWP;

(d) "workers" means any person working in an elementary occupation on an EPWP;

(e) "elementary occupation" means any occupation involving unskilled or semi-skilled work;

(f) "management" means any person employed by a department or implementing agency to administer or execute an EPWP'

(g) "task" means a fixed quantity of work;

(h) "task-based work" means work in which a worker is paid a fixed rate for performing a task;

(i) "task-rated worker" means a worker paid on the basis of the number of tasks completed;

(j) "time-rated worker" means a worker paid on the basis of the length of time worked.

C3.4.4.2.2 Terms of Work

i.Workers on an EPWP are employed on a temporary basis or contract basis.

C3.4.4.2.3 Normal Hours of Work

i. An employer may not set tasks or hours of work that require a worker to work:

(a) more than forty hours in any week;
(b) on more than five days in any week; and
(c) for more than eight hours on any day.

ii. An employer and worker may agree that a worker will work four days per week. The worker may then work up to ten hours per day.

iii. A task-rated worker may not work more than a total of 55 hours in any week to complete the tasks allocated (based on a 40-hour week) to that worker.

C3.4.4.2.4 Meal Breaks

i. A worker may not work for more than five hours without taking a meal break of at least thirty minutes duration.

ii. An employer and worker may agree on longer meal breaks.

iii. A worker may not work during a meal break. However, an employer may require a worker to perform duties during a meal break if those duties cannot be left unattended

and cannot be performed by another worker. An employer must take reasonable steps to ensure that a worker is relieved of his or her duties during the meal break.

iv. A worker is not entitled to payment for the period of a meal break. However, a worker who is paid on the basis of time worked must be paid if the worker is required to work or to be available for work during the meal break.

C3.4.4.2.5 Special Conditions for Security Guards

i. A security guard may work up to 55 hours per week and up to eleven hours per day.

ii. A security guard who works more than ten hours per day must have a meal break of at least one hour or two breaks of at least 30 minutes each.

C3.4.4.2.6 Daily Rest Period

Every worker is entitled to a daily rest period of at least twelve consecutive hours. The daily rest period is measured from the time the worker ends work on one day until the time the worker starts work on the next day.

C3.4.4.2.7 Weekly Rest Period

Every worker must have two days off every week. A worker may only work on their day off to perform work which must be done without delay and cannot be performed by workers during their ordinary hours of work ("emergency work").

C3.4.4.2.8 Work on Sundays and Public Holidays

i. A worker may only work on a Sunday or public holiday to perform emergency or security work.

ii. Work on Sundays is paid at the ordinary rate of pay.

iii. A task-rated worker who works on a public holiday must be paid –

a. the worker's daily task rate, if the worker works for less than four hours;
b. double the worker's daily task rate, if the worker works for more than four hours.

iv. A time-rated worker who works on public holiday must be paid –

(a) the worker's daily rate of pay, if the worker works for less than four hours on the public holiday;
(b) double the worker's daily rate of pay, if the worker works of more than four hours on the public holiday.

C3.4.4.2.9 Sick Leave

i. Only workers who work more than 24 hours per month have the right to claim sick-pay in terms of this clause.

ii. A worker who is unable to work on account of illness or injury is entitled to claim one day's sick leave for every full month that the worker has worked in terms of a contract.

iii. A worker may accumulate a maximum of twelve days' sick leave in a year.

iv. Accumulated sick-leave may not be transferred from one contract to another contract.

v. An employer must pay a task-rated worker the worker's daily task rate for a day's sick leave.

vi. An employer must pay a time-rated worker the worker's daily rate for a day's sick leave.

vii. An employer must pay a worker sick pay on the worker's usual payday.

viii. Before paying sick-pay, an employer may require a worker to produce a certificate stating that the worker was unable to work on account of sickness or injury if the worker is –
   a. absent from work for more than two consecutive days; or
   b. absent from work on more than two occasions in any eight-week period.

ix. A medical certificate must be issued and signed by a medical practitioner, a qualified nurse or a clinic staff member authorised to issue medical certificates indicating the duration and reason for incapacity.

x. A worker is not entitled to paid sick-leave for a work-related injury or occupational disease for which the worker can claim compensation under the Compensation for Occupational injuries and Disease Act.

C3.4.4.2.10 Maternity Leave

i. A worker may take up to four consecutive month's unpaid maternity leave.

ii. A worker in not entitled to any payment or employment-related benefits during maternity leave.

iii. A worker must give her employer reasonable notice of when she will start maternity leave and when she will return to work.

iv. A worker is not required to take the full period of maternity leave. However, a worker may not work for four weeks before the expected date of birth of her child or for six weeks after the birth of her child, unless a medical practitioner, midwife or qualified nurse certifies that she is fit to do so.

v. A worker may begin maternity leave –

   (a) four weeks before the expected date of birth; or
   (b) on an earlier date –
      - if a medical practitioner, midwife or certified nurse certifies that it is necessary for the health of the worker or that of her unborn child; or
      - if agreed to between employer and worker; or
   (c) on a later date, if a medical practitioner, midwife or certified nurse has certified that the worker is able to continue to work without endangering her health.

vi. A worker who has a miscarriage during the third trimester of pregnancy or bears a stillborn child may take maternity leave for up to six weeks after the miscarriage or stillbirth.

vii. A worker who returns to work after maternity leave, has the right to start a new cycle of twenty-four months employment, unless the EPWP on which she was employed has ended.

C3.4.4.2.11 Family Responsibility Leave

i. Workers, who work for at least four days per week, are entitled to three days paid family responsibility leave each year in the following circumstances –

(a) when the employee's child is born;
(b) when the employee's child is sick;
(c) in the event of a death of –
- the employee's spouse or life partner;
- the employee's parent, adoptive parent, grandparent, child, adopted child, grandchild or sibling.

C3.4.4.2.12 Statement of Conditions

i. An employer must give a worker a statement containing the following details at the start of employment –

a. the employer's name and address and the name of the EPWP;
b. the tasks or job that the worker is to perform; and
c. the period for which the worker is hired or, if this is not certain, the expected duration of the contract;
d. the worker's rate of pay and how this is to be calculated;
e. the training that the worker will receive during the EPWP.

ii. An employer must ensure that these terms are explained in a suitable language to any employee who is unable to read the statement.

iii. An employer must supply each worker with a copy of these conditions of employment.

C3.4.4.2.13 Keeping Records

i. Every employer must keep a written record of at least the following –

a. the worker's name and position;
b. copy of an acceptable worker identification;
c. in the case of a task-rated worker, the number of tasks completed by the worker;
d. in the case of a time-rated worker, the time worked by the worker;
e. payments made to each worker.

ii. The employer must keep this record for a period of at least three years after the completion of the EPWP.

C3.4.4.2.14 Payment for the Labour-Intensive Component of the Works

Payment for works identified in the Scope of Work as being labour-intensive shall only be made in accordance with the provisions of the Contract if the works are constructed strictly in accordance with the provisions of the scope of work. Any non-payment for such works

shall not relieve the Contractor in any way from his obligations either in contract or in delict.

i. An employer must pay all wages at least monthly in cash or by cheque or into a bank account.

ii. A worker may not be paid less than the minimum EPWP wage rate of R431.01 per day or per task. This will be adjusted annually on the 1st of November in line with inflation (available CPI as provided by StatsSA six (6) weeks before implementation).

iii. A task-rated worker will only be paid for tasks that have been completed.

iv. An employer must pay a task-rated worker within five weeks of the work being completed and the work having been approved by the manager or the contractor having submitted an invoice to the employer.

v. A time-rated worker will be paid at the end of each month.

vi. Payment must be made in cash, by cheque or by direct deposit into a bank account designated by the worker.

vii. Payment in cash or by cheque must take place –

a. at the workplace or at a place agreed to by the worker;
b. during the worker's working hours or within fifteen minutes of the start or finish of work;
c. in a sealed envelope which becomes the property of the worker.

viii. An employer must give a worker the following information in writing –

a. the period for which payment is made;
b. the numbers of tasks completed or hours worked;
c. the worker's earnings;
d. any money deducted from the payment;
e. the actual amount paid to the worker.

ix. If the worker is paid in cash or by cheque, this information must be recorded on the envelope and the worker must acknowledge receipt of payment by signing for it.

x. If a worker's employment is terminated, the employer must pay all monies owing to that worker within one month of the termination of employment.

C3.4.4.2.15 Deductions

i. An employer may not deduct money from a worker's payment unless the deduction is required in terms of a law.

ii. An employer must deduct and pay to the SA Revenue Services any income tax that the worker is required to pay.

iii. An employer who deducts money from a worker's pay for payment to another person must pay the money to that person within the time period and other requirements specified in the agreement law, court order or arbitration award concerned.

iv. An employer may not require or allow a worker to –
   a. repay any payment except an overpayment previously made by the employer by mistake;
   b. state that the worker received a greater amount of money than the employer actually paid to the worker; or
   c. pay the employer or any other person for having been employed.

C3.4.4.2.16 Health and Safety

i. Employers must take all reasonable steps to ensure that the working environment is healthy and safe.

ii. A worker must –

   a. work in a way that does not endanger his/her health and safety or that of any other person;
   b. obey any health and safety instruction;
   c. obey all health and safety rules of the EPWP;
   d. use any personal protective equipment or clothing issued by the employer;
   e. report any accident, near-miss incident or dangerous behaviour by another person to their employer or manager.

C3.4.4.2.17 Compensation for Injuries and Diseases

i. It is the responsibility of the employers (other than a contractor) to arrange for all persons employed on a EPWP to be covered in terms of the Compensation for Occupational Injuries and Diseases Act, 130 of 1993.

ii. A worker must report any work-related injury or occupational disease to their employer or manager.

iii. The employer must report the accident or disease to the Compensation Commissioner.

iv. An employer must pay a worker who is unable to work because of an injury caused by an accident at work 75% of their earnings for up to three months. The employer will be refunded this amount by the Compensation Commissioner. This does NOT apply to injuries caused by accidents outside the workplace such as road accidents or accidents at home.

C3.4.4.2.18 Termination

i. The employer may terminate the employment of a worker for good cause after following a fair procedure.

ii. A worker will not receive severance pay on termination.

iii. A worker is not required to give notice to terminate employment. However, a worker who wishes to resign should advise the manager the employer in advance to allow the employer to find a replacement.

iv. A worker who is absent for more than three consecutive days without informing the

employer of an intention to return to work will have terminated the contract. However, the worker may be re-engaged if a position becomes available of the balance for the 24-month period.

v. A worker who does not attend required training events, without good reason will have terminated the contract. However, the worker may be re-engaged if a position becomes available for the balance of the 24-month period.

C3.4.4.2.19 Certificate of Service

On the termination of employment, a worker is entitled to a certificate stating –

a. the worker's full name;
b. the name and address of the employer;
c. the EPWP on which the worker worked;
d. the work performed by the worker;
e. any training received by the worker as part of the SPWP;
f. the period for which the worker worked on the SPWP;
g. any other information agreed on by the employer and worker.

C3.4.4.3 LABOUR INTENSIVE COMPETENCIES OF SUPERVISORY AND MANAGEMENT STAFF

Established contractors shall only engage supervisory and management staff in labour intensive works who have either completed, or for the period 1 April 2004 to 30 June 2005, are registered for training towards, the skills programme outlined in Table 1.

Emerging contractors shall have personally completed, or for the period 1 April 2004 to 30 June 2005 be registered on a skills programme for the NQF level 2 unit standard. All other site supervisory staff in the employ of emerging contractors must have completed, or for the period 1 April to 2004 to 30 June 2005 be registered on a skills programme for, the NQF level 2 unit standards or NQF level 4 unit standards.

TABLE 1: SKILLS PROGRAMME FOR SUPERVISORY AND MANAGEMENT STAFF

Personnel	NQF level	Unit standard titles	Skills programme description
Team leader/ supervisor	4	Apply Labour Intensive Construction Systems and Techniques to Work Activities	This unit standard must be completed, and
		Use Labour Intensive Construction Methods to Construct and Maintain Water and Sanitation	any one of these 3 unit standards
		Use Labour Intensive Construction Methods to Construct and Maintain Water and Sanitation Services	
		Use Labour Intensive Construction Methods to Construct, Repair and Maintain Structures	
Foreman/ supervisor	4	Implement labour intensive Construction Systems and Techniques	This unit standard must be completed, and
		Use Labour Intensive Construction Methods to Construct and Maintain Water and Sanitation	any one of these 3 unit

		Use Labour Intensive Construction Methods to Construct and Maintain Water and Sanitation Services	standards
		Use Labour Intensive Construction Methods to Construct, Repair and Maintain Structures	
Site Agent/ Manager (i.e. the contractor's most senior representative that is resident on the site.	5	Manage Labour Intensive Construction Processes	Skills Programme against this single unit standard

Details of these skills programmes may be obtained from the CETA ETQA manager (e-mail: Gerard@ceta.co.za, tel: 011 265 5900)

C3.4.4.4. EMPLOYMENT OF UNSKILLED AND SEMI-SKILLED WORKERS IN LABOUR-INTENSIVE WORKS

C3.4.4.4.1 Requirements for the Sourcing and Engagement of Labour

i. Unskilled and semi-skilled labour require for the execution of all labour intensive works shall be engaged strictly in accordance with prevailing legislation and SANS 1914-5, Participation of Targeted Labour – Part 5, 1st edition, 2002.

ii. Tasks established by the contractor must such that:
   a. the average worker completes 5 tasks per week in 40 hours or less; and
   b. the weakest worker completes 5 tasks per week in 55 hours or less.

iii. The contractor must revise the time taken to complete a task whenever it is established that the time taken to complete a weekly task is not within the requirements of 6.1.3.

iv. The Contractor shall, through all available community structures, inform the local community of the labour-intensive works and the employment opportunities presented thereby. Preference must be given to people with previous practical experience in construction and / or who come from households:
   a. where the head of the household has less than a primary school education;
   b. that have less than one full time person earning an income;
   c. where subsistence agriculture is the source of income;
   d. those who are not in receipt of any social security pension income.

v. The Contractor shall endeavour to ensure that the expenditure on the employment of temporary workers is in the following proportions:
   a. 60 % women;
   b. 20 % youth who are between the ages of 18 and 35; and
   c. 2 % on persons with disabilities.

C3.4.4.4.2 Specific Provisions Pertaining to SANS 1914-5

i. Definitions
Targeted labour: Unemployment persons who are employed as local labour on the project.

ii. Contract participation goals
   a) there is no specified contract participation goal for the contract. The contract

participation goal shall be measured in the performance of the contract to enable the employment provided to targeted labour to be quantified.

b) The wages and allowances used to calculate the contract participation goal shall, with respect to both time-related and task rated workers, comprise all wages paid and any training allowance paid in respect of agreed training programmes.

iii. Terms and conditions for the engagement of targeted labour

Further to the provisions of clause 3.3.2 of SANS 1914-5, written contracts shall be entered into with targeted labour.

iv. Variations to SANS 1914-5

a. The definition for net amount shall be amended as follows:
Financial value of the contract upon completion, exclusive of any value added tax or sales tax which the law requires the employer to pay the contractor.

b. The schedule referred to in 5.2 shall in addition reflect the status of targeted labour as women, youth and persons with disabilities and the number of formal training provided to targeted labour.

C3.4.4.4.3 Training of Targeted Labour

i. The contractor shall provide all the necessary CETA Accredited training to targeted labour to enable such labour to master the basic work techniques required to undertake the work in accordance with the requirements of the contract in a manner that does not compromise worker health and safety.

ii. The cost of the formal training of targeted labour, shall be measured and paid for in the schedule of quantities of this contract document.

iii. The contractor shall do nothing to dissuade targeted labour from participating in training programmes and shall take all reasonable steps to ensure that each beneficiary is provided with two days of formal training for every 22 days worked.

iv. An allowance equal to 100 % of the task rate or daily rate shall be paid by the contractor to workers who attend formal training, in terms of (iii) above.

v. This training should take place as close to the project site as practically possible. The CoT will ensure that training arrangements for participants are in place and appointment of the training provider facilitated in time.

Proof of compliance with the requirements of (ii) to (iv) must be provided by the Contractor to the Employer prior to submission of the final payment certificate.

C3.4.4.5 COMMUNITY LIAISON OFFICER

C3.4.4.5.1 The successful tenderer shall enter into an agreement with the Ward Councillor/Ward Committee whereby the Ward Councillor shall provide to the Contractor the following if necessary:

a) A Community Liaison Officer (CLO) for liaison with the recipient community, who as part of his/her duties will also act as a Labour Desk Officer (LDO) for labour recruitment.

C3.4.4.5.2 The CLO shall attend all site and other meetings concerning the project.

C3.4.4.5.3 The CLO will be remunerated according to the entry level salary of Administrative Officer (B1-level monthly notch) in the city of Tshwane.
CoT will provide the Contractor with the figures accordingly.

Community Strategy

The CLO shall be available full time on site when contractor is active. Furthermore, it will be required of him to liaise any pertinent communication to the community. He/she shall attend all site and technical meetings as well as steering committee meetings as well as steering committee meetings happen after hours.

C3.4.4.5.4 Only one CLO shall be appointed per project. If the project spans over more than one Ward, the relevant Ward Councillors shall agree on one CLO to be appointed by the Contractor. Should no agreement be found as envisaged, the relevant Project Manager together with the Executive Director: Integrated Community Development, or their nominees, will interview prospective appointees and in their discretion appoint such CLO.

Notwithstanding the above, if the vastness of the project requires the use of more than one CLO, this will be permitted provided that the total monthly sum paid to all CLO's shall not exceed the amount allowed for in paragraph 5.3.

C3.4.4.5.5 Should the Contractor experience any difficulties with the community, these difficulties shall immediately be brought to the attention of the Department/Project Manager who shall arrange a meeting with the relevant Ward Councillor(s) and the CLO to resolve such difficulties.

C3.4.4.5.5 The main Contractor shall ensure that any Sub-Contractor he may appoint shall adhere to these conditions but also subject to the provisos applicable to the duration of such sub-contract.

C3.4.4.5.6 Should any of the above conditions be less favourable than any Bargaining Council Agreement or Act applicable to the Contractor, the more favourable condition will apply.

C3.4.5 EXISTING SERVICES

Existing services consist of an existing reservoir pipelines, overhead electrical reticulation and nominal stormwater drainage structures.

C3.4.6 Site establishment

C3.4.6.1 Contractor's Camp site

The Contractor shall provide a suitable site for his camp and for accommodating the work force. The choice of the site for the establishment of the camp, offices and the layout thereof, shall be approved.

The camp site shall be cleared and grubbed and properly fenced with a security fence around the perimeter. The Contractor is to provide his own security at the camp or on the site if required, at his own expense.

After completion of the contract, the Contractor shall remove all his temporary buildings, plant

and equipment. The site shall be made good and be left in a neat and tidy condition before a certificate of completion shall be issued.

C3.4.6.2 Water Supply

The Contractor shall make his own arrangement for potable and construction water. It shall be the responsibility of the contractor to apply for a water connection and water meter at CoT for his site camp. The contractor shall be responsible for payment of all water used. Water quality shall be verified before use in concrete is allowed.

C3.4.6.3 Power Supply

The Contractor shall make his own arrangements.

C3.4.6.4 Ablution Facilities

The Contractor shall, at each construction area, provide sufficient portable chemical latrine units. The latrine units shall be serviced daily and kept in a hygienic and orderly state to the approval of the engineer. No separate payment shall be made for this requirement and the costs thereof shall be deemed to be included in the rates billed for the contractor's time-related obligations.

C3.4.6.5 Cellular Telephone

It is a requirement of the contract that the contractor shall equip his site agent(s) with a cellular telephone to allow for effective communication between the contractor's supervisory personnel and the engineer's supervisory staff. All the applicable contact details must be made available to the Employer as well as the staff on site. All costs associated with the provision of cellular telephones for the contractor's personnel shall be deemed to be included in rates billed for time-related charges.

C3.4.6.6 Site Facilities required by the Engineer

One office for site meetings for 10 – 12 people.
Two carports for the engineers' exclusive use, with solid sheeting, not shade cover.
An ablution unit for his exclusive use.
The engineer does not require a separate office for his personnel.

C3.4.6.7 Storage and laboratory facilities

The Engineer will order the Contractor to provide as needed.

C3.4.6.8 Other facilities and services

None.

C3.4.6.9 Vehicles and equipment

The Engineer will order the Contractor to provide as needed.

C3.4.6.10 Advertising rights

Not applicable.

C3.4.6.11 Notice boards

Two notice boards will be supplied by the Contractor which will be erected at the construction site as per instruction of the Engineer.

C3.4.7 Site usage

Not applicable.

C3.4.8 Permits and way leaves

The Engineer will be responsible for the initial application of permits and wayleaves after which the contractor will be responsible for maintaining and renewing of permits and wayleaves.

C3.4.9 Alterations, additions, extensions and modifications to existing works

To be carried out with the instruction from the Engineer.

C3.4.10 Inspection of adjoining properties

Adjacent buildings and properties will be inspected before commencing with the works that have the potential to damage surrounding buildings and property on the instruction of the Engineer and according to his requirements.

C3.4.11 Water for construction purposes

No natural water from rivers, streams, boreholes, pans, dams or irrigation canals shall be used for concrete or stabilised layers. Only drinking quality purified water shall be used. The Contractor must make adequate provision in his tender for all negotiations and procurement of water for construction activities and all related costs will be deemed to be included in his tendered rates.

C3.4.12 Survey control and setting out of the works

Survey controls requirements and the setting out of the works will be determent by the Engineer and will be site specific.

CITY OF TSHWANE
HEALTH DEPARTMENTT

CONTRACT NO: HD 04-2024/25

TENDER FOR THE COMPLETION OF EXISTING INCOMPLETE LUSAKA CLINIC IN MAMELODI EXTENSION 22.

C3.5 MANAGEMENT

C3.5 MANAGEMENT

1. Construction Programme

The Contractor shall submit, within the period stated in the Contract Data, a suitable and realistic construction programme for the consideration of the Engineer.

The programme shall be in the form of a Gantt chart and shall include the following details:

- A work breakdown structure, identifying the major activity groups.
- For each activity group, further details shall be provided with regard to the scheduled start and end dates of individual activities.
- The linkages between activities shall be clearly indicated and the logical network upon which the programme is based shall be separately submitted to the engineer if requested. Any constraints shall be classified as being time-related or resource-related.
- The critical path(s) shall be clearly indicated and floats on non-critical activities shall be shown.
- The Contractor shall indicate the working hours per day, night, week and month allowed for in the programme.
- Where relevant the Contractor shall state the production rates for key activities, e.g. earthworks, etc.

Together with the programme as detailed above the contractor shall submit to the engineer a cash flow projection, indicating projected monthly invoice amounts. The cash flow projection shall be updated at monthly intervals to reflect actual payments to date and anticipated further payments.

The programme will be reviewed at the monthly site meetings at which the Contractor shall provide sufficient detail that will allow the comparison of completed work per activity that has fallen behind. The updated programme shall be submitted to the Engineer at least two days prior to the monthly meetings.

If the programme has to be revised by reason of the Contractor falling behind his programme, he shall produce a revised programme showing how he intends to regain lost time in order to ensure completion of the Works within the time for completion as defined in Clause 4.2 of the General Conditions of Contract or any granted extension of time. Any proposal to increase the tempo of work must be accompanied by positive steps to increase production by providing more labour and plant on site, or by using the available labour and plant in a more efficient manner.

Failure on the part of the Contractor to submit the programme or to work according to the programme, or revised programmes, shall be sufficient reason for the Engineer to take steps as provided in Clause 9.2 of the General Conditions of Contract.

The approval by the Engineer of any programme shall have no contractual significance other than that the Engineer will be satisfied that the work is carried out according to such programme and that the Contractor undertakes to carry out the work in accordance with the programme. It shall not limit the right of the Engineer to instruct the Contractor to vary the programme if required by circumstances. The Contractor is also referred to Clause 5.6 of the General Conditions of Contract when drawing up his programme.

2. Sequence of the works

The Contractor shall supply the proposed sequence of the works.

3. Accommodation of traffic

The following contain the Employer's general requirements for accommodating the traffic during construction:

The travelling public shall have the right of way on public roads and the contractor shall make use of approved methods to control the movement of his equipment and vehicles so as not to constitute a hazard on the road.

Failure to maintain road signs, warning signs, etc, in a good condition shall constitute ample reason for the engineer to bring the works to a stop until the road signs, etc, have been repaired to his satisfaction.

The contractor may not commence constructional activities before adequate provision has been made to accommodate traffic in accordance with the requirements of this document and the South African Road Traffic Signs Manual Volume 2 Chapter 13.

The contractor shall submit proposals in connection with directional signs to the engineer for approval prior to construction.

Sufficient signage shall be provided, erected and relocated as necessary by the contractor to reroute traffic onto the deviations.

4. Extension of time on account of abnormal rainfall

Extension of time due to abnormal rainfall shall be determined by means of Method 1 using the rainfall records below.

RAINFALL ANALYSIS FOR: PRETORIA UNIVERSITY PROEFPLAAS : PERIOD 2018 to 2022 Date: 2023/04/20

Data for the Average Calculation is not used if:
There are more than five consecutive days of accumulation
The data for certain days in the month is not available
The accumulation period occurred at the end of the month

Data for the Frequency calculation is not used if:
The data for certain days in the month is not available
The accumulation period occurred at the end of the month

Month	Average Monthly Rainfall (mm)	Statndard Deviation	Average Number of Rain Days per Month	Number of Months	Average number of days of Rain						Maximum 24-hour Rainfall (mm)	Date of Maximum 24-hour Rainfall
					1 - 5 mm	5.1 - 10mm	10.1 - 20mm	20.1 - 50mm	50.1 - 100 mm	> 100 mm		
JAN	146.2	53.8	14.7	3.0	3.3	2.3	2.0	1.7	0.7	0.0	85.4	2021/01/10
FEB	112.9	18.6	15.0	3.0	6.3	2.0	2.0	0.7	0.3	0.0	82.4	2022/02/04
MAR	120.0	68.8	10.8	4.0	2.8	1.0	2.5	0.8	0.3	0.3	132.4	2018/03/22
APR	98.1	41.6	9.8	5.0	2.0	1.2	1.6	1.2	0.4	0.0	76.0	2018/04/11
MAY	6.6	7.3	2.3	3.0	1.0	0.0	0.3	0.0	0.0	0.0	15.0	2022/05/20
JUN	5.6	8.9	1.3	4.0	0.5	0.0	0.3	0.0	0.0	0.0	18.0	2022/06/24
JUL	0.4	0.4	0.6	5.0	0.0	0.0	0.0	0.0	0.0	0.0	0.8	2018/07/10
AUG	0.4	0.4	1.0	2.0	0.0	0.0	0.0	0.0	0.0	0.0	0.6	2018/08/24
SEP	18.4	20.3	3.3	4.0	0.8	0.5	0.3	0.3	0.0	0.0	36.0	2021/09/30
OCT	67.4	15.8	9.0	2.0	2.5	1.0	1.5	1.0	0.0	0.0	52.0	2018/10/13
NOV	158.2	0.0	17.0	1.0	3.0	3.0	7.0	1.0	0.0	0.0	62.0	2020/11/20
DEC	121.4	0.0	11.0	1.0	3.0	2.0	2.0	2.0	0.0	0.0	96.8	2019/12/09
YR	855.6		8.0	37	25	13	20	9	2	0		

5. Community participation

Community participation for the appointment of the PSC will be as per Section 6.1.3.1 of the Expanded Public Works Recruitment Framework, in the Office of the Speaker, in consultation with ward councillors, is responsible to hold public meetings to elect a project steering committee once a development project is to commence within a ward.

The functions of the PSC will be to:

- Assist in monitoring the project.
- Ensure that the community aid the contractor to ensure that he can execute the contract in accordance with the specifications and within time.
- Encourage the community to participate in the Labour-Intensive construction.
- Identify skills, skilled personnel and suppliers in the towns.

The PSC will not have the power to:

- Give any instructions to the contractor, except through the engineer.
- Become involved in the daily operations of the contractor or interfere with the contract works.

A monthly meeting will be held with the PSC to discuss relevant matters. The site agent and resident engineer will attend the meetings. The contractor will have to report on progress, deviations from the programme, financial matters community related aspects, general problems and co-operation at the meeting. The PSC members will not receive any remuneration for

attending, and they must provide their own transport.

The committee, which may be chaired by the Ward Councilors, shall consist of representatives of:

(a) The Ward Councilors(s)
(b) The Client
(c) The Engineer
(d) The Contractor
(e) The CLO(s)
(f) Members of Ward Committees nominated by Ward Councilors(s)
(g) Local Security Company

- The Community Liaison Officer shall manage the labour desk and will have regular meetings with the Contractor where all construction and labour matters will be addressed. Some of the role players will only attend these meetings on an ad hoc basis as needed.
- The Local Security Company shall be responsible for the safekeeping of all plant, materials, construction equipment and all personnel employed on the project, 24 hour a day, seven days a week from site handover to project completion.
- The following aspects will have to be clarified by the labour desk before any person is engaged in construction work:
    - Contract of Employment
    - Type of Work
    - Duration of appointment
    - Workman's Compensation
    - Tax deduction
    - Insurance (UIF)
    - Wages and bonus and overtime regulations
    - Production pay-rate per unit of production
    - Working hours
    - Start and end times of a daily shift
    - Lunch breaks
    - Company policy regarding:
        - Rain time
        - No work no pay
        - Disciplinary policy
        - Grievance policy
    - Method of payment and intervals
    - Safety equipment where applicable
- The appointment of any local labour under this project will be the responsibility of the main contractor. All employee/employer issues will be ruled by the statuary labour relations' regulations as well as per the relevant contractual clauses.

6. Construction management service requirements

The Contractor shall appoint a Construction Manager whose duties will be to provide construction management and materials management services to the Local Emerging Contractors in line with the employer's objective as stated in Clause 3.1.1, Description of Work.

6.1 General

The construction manager shall, in order to achieve the employer's objectives stated in Clause 3.1.1, Description of Work,

a) comply with agreements made with the employer and the local community, if any, monitor and report on project expenditure and costs and construction progress, and co-ordinate site activities,
b) advise, assist and train the supported contractor on the job in terms of the contract between the employer and the supported contractor and, if so required in the specification data, arrange for the supply of certain items of equipment and the supply and delivery to site of materials,
c) remain impartial in his dealings with the employer and the supported contractor,
d) engage, on behalf of and with the approval of the employer, specialist contractors to execute parts of the works and coordinate the work of supported contractors and the specialist contractors,
e) cooperate with other professional service providers appointed by the employer,
f) visit the site at appropriate intervals during the various stages of construction in order to confirm that the supported contractor is making satisfactory progress, that he shows technical competence in the execution of all aspects of the works and generally fulfils all contractual obligations,
g) provide continuous support to the supported contractor in order to ensure that the employer's objectives are achieved,
h) operate within any structured framework developed by the employer to enable interim payments to be made to supported contractors within relatively short time frames,
i) provide site facilities for the employer and his agents, as provided for in the specification data,

j) ensure the economic and efficient use of all plant and, to this end, maintain adequate records of plant usage,
k) maintain detailed records of all costs relating to the construction of the works including those relating to the provision of construction management services, and report to the employer at intervals not exceeding one month on the financial status of the contract, and
l) assist supported contractors in registering with a public body, if required, in terms of the specification data.

6.2 Construction stage requirements

6.2.1 General

Following the award of the contract to the supported contractor, the construction manager shall, as a minimum,

a) attend site and coordination meetings conducted by the employer and his agents,
b) arrange weekly or fortnightly site progress meetings with the supported contractor and record and distribute the minutes thereof,
c) liaise with the employer at coordination meetings at regular, agreed intervals and keep him fully informed regarding all aspects of the supported contractors' contracts,
d) confirm insurance arrangements, notify insurers of all claims and ensure that all insurance policies are maintained,
e) bring to the attention of the employer without delay any deficiencies in materials or in work performed by the supported contractor and follow up corrective actions which might be prescribed,
f) inspect all exposed services, report in writing any damage to the employer and, subject to the approval of the employer, take the necessary action to have the damage repaired,

g) implement and monitor approved security arrangements and recommend and implement changes which might be necessary, where required by the employer in terms of the specification data, arrange for the supply and erection of suitable name boards,
h) maintain and update the assets register,
i) monitor the progress of the supported contractor and submit monthly progress reports to the employer which provide information relating to,
    - progress in relation to the programme,
    - costs incurred in respect of materials, labour, plant, transport, specialist contractors and construction management services,
    - the actual cash flow compared with the predicted cash flow,
    - expected savings or excess expenditure,
    - site meetings,
    - details of plant hired, including standing-time charges, breakdowns and reasons for the use thereof, and
    - details regarding the theft of materials issued to site,
j) coordinate and monitor the activities of the supported contractor and others involved in the works,
k) maintain all necessary site records and documentation including those pertaining to personnel on site, equipment, progress, deliveries of materials to supported contractors, variations to their respective contracts, quantities of work executed, etc.,
l) ensure that the supported contractor implements a systematic testing programme,
m) review and monitor the supported contractor's quality control systems,
n) establish and maintain a list of defects and ensure that these are remedied,
o) brief supported contractors on health and safety requirements, and
p) verify claims for payment to supported contractors and other parties in accordance with the provisions of the contract.
q) Provide a full-time **site agent**

6.2.2 6.2.2 Advice and assistance to the supported contractor

The construction manager shall, as a minimum,

a) process and resolve supported contractors' queries regarding the interpretation of drawings, specifications and contractual matters pertaining to their respective contracts,
b) motivate and guide supported contractors and, where necessary, recommend measures to expedite their progress,
c) assist supported contractors with
    - the preparation and updating of a realistic and achievable programme,
    - the setting out of the works,
    - the management, administration and employment of their work forces,
    - the performance of their contracts,
    - all registrations required in terms of legislation and all applicable taxes and levies,
    - the preparation of payment certificates,
    - the handing over of the works to the employer upon completion, and
    - liaison with external organizations and the local community with regard to the works, and
d) advise the supported contractor on safety measures which shall be implemented in order to comply with safety legislation.

6.2.3 Training

The construction manager shall, as a minimum,

a) teach the supported contractors how to assess and order materials required for incorporation into the works,
b) train, advise and guide supported contractors both in-house and on the job with regard to the following aspects of the contract:
    - the basic work techniques required to perform the contract;
    - the need to develop communication skills;
    - what is expected of a supported contractor;
    - health and safety requirements;
    - the need to execute appropriate tasks correctly the first time;
    - how to submit claims for payments;
    - how to control and motivate their work-forces;
    - the necessity for planning;
    - how to prepare and use construction programmes;
    - the relationship between tender pricing, productivity and profit; and
    - payment procedures for payments required in terms of the law, including all applicable taxes and levies, and
c) act generally as a mentor to the supported contractor and facilitate, when appropriate, training of the supported contractor by other organizations.

6.2.4 Tools and equipment

The construction manager shall, as a minimum,

a) advise supported contractors regarding their hand-tool requirements and assist them with the procurement thereof,
b) arrange for the timeous supply and cost-effective use of items of equipment and plant required for the execution of the works which supported contractors are not, in terms of their contracts, required to provide,
c) arrange for the supply of calibrated testing equipment to supported contractors, as required, and ensure that tests are properly carried out and the results forwarded to the relevant parties that require such information, and
d) arrange for the supply of all fuel and power required for the operation of power-driven equipment and tools.

6.2.5 Materials (where materials management services are provided to supported contractors)

The construction manager shall, where a materials manager has been appointed, as a minimum,
a) provide the materials manager with a programme of materials requirements, based on the programmes of supported contractors, at the commencement of their respective contracts and update such programmes as necessary,
b) review supported contractors' requests for materials, adjust quantities, if necessary, and forward orders timeously to the materials manager,
c) arrange with the materials manager for the delivery of materials direct to the site, where necessary,
d) where required, collect materials from the materials manager’s store and deliver to the site,
e) monitor and approve the overnight storage of unused materials on the site by supported contractors or, should such materials not be suitable for overnight storage on site, arrange for their return to the store,

f) determine appropriate allowances for tolerances and wastage on items where such allowances are not laid down in the supported contractor's scope of work, and
g) reconcile quantities of materials issued to supported contractors with quantities used in the works and issue a materials reconciliation certificate to supported contractors upon completion of the works.

6.2.6 Post-construction stage requirements

After the completion of the works associated with supported contractors' contracts, the construction manager shall, as a minimum,

a) compile a completion report that includes:
    - the final cost of the works in respect of materials, labour, plant, transport, supervision and construction management services;
    - the time of completion relative to the programme;
    - the nature and extent of training received by the supported contractor;
    - details of damage to services and insurance claims;
    - details of the construction manager's staff and organizational structure, equipment purchased for the contract and establishment costs; and
    - details of actual expenditure compared with projected expenditure,
b) monitor remedial work undertaken during the defects liability period and advise and assist the supported contractor as necessary, and
c) return, if required, to the employer or dispose of in accordance with the employer's instructions, all items of equipment on the register of assets.

7. Materials management service requirements

7.1 General

The materials manager shall, in order to achieve the employer's objectives,
a) procure, store and issue materials for incorporation into the works either to the construction manager, who will deliver such materials to the place of work or directly to the supported contractor,
b) establish a stores facility which is capable, at short notice, of supplying all the materials required for the project in a reliable, efficient and cost-effective manner,
c) establish and implement management procedures and systems for procuring, storing, issuing and accounting for materials that
    - take cognizance of specific storage requirements for individual materials,
    - comply with the employer's procurement policies and procedures,
    - provide for quality checks upon delivery,
    - provide for the processing and timeous payment of statements for materials supplied and the delivery of materials to site,
    - account for the quantities of materials that are procured, stored and issued to or on behalf of each individual supported contractor,
    - ensure that records are readily auditable and protect the employer against corruption and theft, and
    - allow the employer to be informed monthly as to the status of all aspects of the materials management,
d) ensure that all possible trade and settlement discounts are obtained and that the most

favourable prices are paid for materials, and

e) ensure that all materials purchased and issued comply fully with the employer's specifications embodied in the scope of work of the supported contractors' contract or in the contract with the employer.

CITY OF TSHWANE
HEALTH DEPARTMENT

CONTRACT NO: HD 04-2024/25

TENDER FOR THE COMPLETION OF EXISTING INCOMPLETE LUSAKA CLINIC IN MAMELODI EXTENSION 22.

C3.7 SOCIO-ECONOMIC PLAN AND COMMUNITY PARTICIPATION AND UPLIFTMENT THROUGH PROJECTS

SOCIO-ECONOMIC PLAN AND COMMUNITY PARTICIPATION AND UPLIFTMENT THROUGH PROJECTS

1. SOCIO-ECONOMIC PLAN

1.1 The successful tenderer shall provide an economic plan which will include the job creation plan (i.e. skills required and the number for each skill). The job creation plan where applicable should include interns.

1.2 The successful tenderer shall provide details of all training to be provided, through on-site, accredited training and formal training for employees at all levels, to ensure that they enhance their competence, and are able to provide the required operation and maintenance skills across the various process streams. This shall also include SHEQ training.

1.3 The successful tenderer shall also detail the capacity building and skills transfer initiatives to be implemented so that the City can manage the facility on contract completion, in a seamless and sustainable manner.

CITY OF TSHWANE
HEALTH DEPARTMENT

CONTRACT NO: HD 04-2024/25

TENDER FOR THE COMPLETION OF EXISTING INCOMPLETE LUSAKA CLINIC IN MAMELODI EXTENSION 22.

C3.8 REFERENCES TO THE SCOPE OF WORKS IN TERMS OF THE OCCUPATIONAL HEALTH AND SAFETY ACT AND REGULATIONS: HEALTH AND SAFETY SPECIFICATION

REFERENCES TO THE SCOPE OF WORKS IN TERMS OF THE OCCUPATIONAL HEALTH AND SAFETY ACT AND REGULATIONS: HEALTH AND SAFETY SPECIFICATION

INDEX

Item	Description	Page No
1.	**SCOPE**	C3.8.1
1.1	Scope of Specification	C3.8.1
1.2	Philosophy	C3.8.1
1.3	Consultant OHS Inspector	C3.8.2
2.	**INTERPRETATIONS**	C3.8.2
2.1	Supporting specifications	C3.8.2
2.2	Application	C3.8.3
2.3	Definitions	C3.8.3
2.4	Duties, responsibilities and liabilities	C3.8.5
3.	**GENERAL REQUIREMENTS OF HEALTH AND SAFETY PLAN**	C3.8.15
3.1	Outline of COVID-19 Response Plan	C3.8.15
3.2	Outline of Health and Safety Plan	C3.8.17
4.	**COVID-19 RESPONSE PLAN**	C3.8.19
5.	**SCOPE OF WORK**	C3.8.20
6.	**LOCATION OF THE WORKS**	C3.8.20
7.	**RISK MANAGEMENT**	C3.8.20
7.1	General	C3.8.20
7.2	Forms of Risk Assessment	C3.8.21
7.3	Methodology for the Preparation of Risk Assessments	C3.8.22
7.4	Elements of a Risk Assessment	C3.8.22
8.	**BASELINE RISK ASSESSMENT**	C3.8.27
8.1	Purpose	C3.8.27
8.2	Scope	C3.8.27
8.3	Normative Reference	C3.8.28
8.4	Baseline Risk Assessment	C3.8.28
9.	**INCIDENT MANAGEMENT**	C3.8.34
10.	**RESOURCES**	C3.8.34
10.1	General	C3.8.34
10.2	Employees	C3.8.35
10.3	Plant, Vehicles and Equipment	C3.8.36
11.	**MEDICAL FITNESS OF EMPLOYEES**	C3.8.40

Item	Description	Page No
12.	**EMPLOYEE FACILITIES**	C3.8.40
13.	**MATERIALS**	C3.8.40
13.1	General	C3.8.40
13.2	Fall Protection Equipment	C3.8.40
13.3	Scaffolding	C3.8.41
13.4	Use and temporary storage of flammable liquids on construction sites	C3.8.41
13.5	Stacking and storage	C3.8.41
13.6	Personnel Safety Equipment and Facilities	C3.8.42
13.7	First Aid, Emergency Equipment and Procedures	C3.8.42
14.	**CATEGORIES OF WORK**	C3.8.42
14.1	General	C3.8.42
14.2	Site Clearance	C3.8.45
14.3	Earthworks	C3.8.46
14.4	Concrete	C3.8.46
14.5	Welding, flame cutting, grinding, soldering or similar operations	C3.8.47
15.	**IMPLEMENTATION OF CONTRACTOR'S HEALTH AND SAFETY PLAN**	C3.8.47
15.1	General	C3.8.47
15.2	Administrative Systems	C3.8.47
15.3	Reporting Systems	C3.8.47
15.4	Training	C3.8.48
15.5	Safety Meetings	C3.8.48
15.6	Inspections and Monitoring	C3.8.48
16.	**AUDITING**	C3.8.49
16.1	Internal Audits	C3.8.49
16.2	Audits by Employer of Safety Agent	C3.8.50
17.	**MEASUREMENT AND PAYMENT**	C3.8.50
17.1	Measurement and payment	C3.8.50

ANNEXURES

Annexure 1 *Appointment letters*

1.1 Appointment of Assistant Construction Supervisor
1.2 Appointment of Construction Site Health and Safety Officer
1.3 Appointment of Construction Vehicle and Mobile Plant Inspector
1.4 Appointment of Subcontractor
1.5 Appointment of Construction Supervisor
1.6 Appointment of Excavation Work Supervisor
1.7 Appointment of Formwork and Support Work Supervisor
1.8 Appointment of Ladder Inspector
1.9 Appointment of Risk Assessor

1.10 Appointment of Scaffolding Supervisor
1.11 Appointment of Stacking Supervisor

Annexure 2 Notification Templates
2.1 Notification of Construction Work
Annexure 3 Identified Health and Safety Hazards

C3.8 REFERENCES TO THE SCOPE OF WORKS IN TERMS OF THE OCCUPATIONAL HEALTH AND SAFETY ACT AND REGULATIONS: HEALTH AND SAFETY SPECIFICATION

1. SCOPE

1.1 Scope of Specification

This specification covers the principles, duties, responsibilities, liabilities, and requirements applicable in respect of health and safety in the workplace on construction work.

This document constitutes the Employers' Health and Safety Specification as defined in Section 5(1)(b) of the Construction Regulations, 2014 of the Occupational Health and Safety Act (Act 85 of 1993).

This specification applies to tunneling although the minimum requirements for tunneling are contained in the Mines Health and Safety Act. This specification however does not apply to underground construction at this point in time as covered by the Mines Health and Safety Act, 1996 (Act 29 of 1996) as amended.

1.2 Philosophy contingencies

Some of the terms and requirements of the Occupational Health and Safety Act and its Regulations may be novel to Contractors. This specification has therefore been prepared as an instructive guideline without being prescriptive, constraining the competitive advantage or interfering with the legal obligations of the responding parties.

The Health and Safety Plan required in terms Section 7(1)(a) of Construction Regulation 2014 as well as this specification may also be novel to Contractors. This specification has therefore been prepared in such a way to allow Contractors to employ the services of specialist consultants for the preparation and implementation of the same during the construction of the Works.

Health and safety can only be assured on construction works if all stakeholders buy into the Health and Safety plan and when the health and safety of all is an integrated line accountability of all management staff and workers on site. The management systems that are provided for in this specification is to enable the performance statistics of health and safety to be regularly captured, the intention of these systems is not to achieve health and safety by policing the conduct of the Contractor's employees but rather to ensure legal and regulatory compliance.

In addition to ensuring health and safety, the intention of the management system is rather to commercially exploit the benefit of doing things right the first time that goes hand in hand with the highest standard of health and safety performance. Accidents and injuries never pay. The loss of production and the cost of injuries, however, relatively infrequent they may be, far outweigh the effort required to maintain the highest standard of health and safety on any construction project.

The specification accordingly provides for:

a) Independent periodic audits to ensure an unbiased pursuit of health and safety,

b) Follow-up audits to ensure the implementation of prescribed remedial actions,
c) The review of the efficiency and effectiveness of the Contractor's Health and Safety Plan,
d) The preparation of regular reports of inspections and accidents to enable the tracking of changes in health and safety performance,
e) The monitoring of conditions on a continuously pro-active basis to ensure that hazards are without delay identified, assessed and remedied should it threaten the health and safety of persons and property,
f) Ad hoc inspections to ensure that health and safety is pursued with dedication and not out of intimidation or coercion, and
g) Development of all aspects of the Contractor's Health and Safety Plan.

The fundamental intention of this specification is that the preservation of health and safety will become a core value of all involved during the construction of the Works.

This Specification does not require the preparation of an unduly extensive or complex risk assessment. The Contractor should rather prepare a risk assessment which takes the size of the project, the size of the Contractor's organization, the conditions of the workplace and the nature, complexity and significance of the hazards likely to be encountered during the execution of the Works into account. All risk assessments must be done in accordance with Section 9 of Construction Regulation 2014.

1.3 Consultant OHS Inspector

Candice Projects & Safety Concern will be representing the client/client's agent as their Occupational Health and safety agent in accordance with Section 5(6) of the Construction Regulations of 2014.

2. INTERPRETATIONS

2.1 Supporting specifications

Where this specification is required for a project, the following legislation, regulations, and specifications (as amended) shall, inter alia, form part of the contract document:

a) Occupational Health and Safety Act, (Act 85 of 1993), and all regulations associated with the scope of works which shall include, but shall not be limited to the following:
   - Construction Regulations, 2014.
   - Regulations for Hazardous Biological Agents, 2001 read with COVID-19 OHS Directives issued under the Disaster Management Act (Act 57 of 2002).
   - General Safety Regulations, 1986.
   - General Administrative Regulations, 2003,
   - Driven Machinery Regulations, 2015,
   - Electrical Installation Regulations, 2009,
   - Electrical Machinery Regulations, 2011,
   - Environmental Regulations for Workplaces, 1987.
   - Facilities Regulations, 2004.
   - Noise-Induced Hearing Loss Regulations, 2003

b) Clauses 4.5.2, 4.6, 4.7 and 4.8 of the Contract Data.
c) Standard Specifications for Municipal Civil Engineering Works, Third Edition 2005, of City of Tshwane Metropolitan Municipality.

2.2 Application

This specification contains specific clauses of various regulations that are applicable to the scope of work under the provisions of the Occupational Health and Safety Act, (Act 85 of 1993) and its Regulations, in particular the Construction Regulations, 2014 promulgated on 07 February 2014 in terms of Section 43 of the OHS Act.

2.3 Definitions

In the Contract (as defined in clause 1. (1)(e) of the Conditions of Contract) the following words and expressions shall have the meanings hereby assigned to them except where the context otherwise requires:

(a) "Assistant Construction Supervisor" means a competent person appointed in accordance with Section 8(8) of the Construction Regulations, 2014, in writing by the Contractor, with written notification to the Engineer.

(b) "Batch Plant/Bulk Mixing Plant Supervisor" means a competent person appointed in accordance with Section 20(1) of the Construction Regulations, 2014, in writing by the Contractor, with written notification to the Engineer.

(c) "Construction Health and Safety Officer" means a competent person appointed in accordance with Section 8(5) of the Construction Regulations, 2014, in writing by the Contractor, with written notification to the Engineer.

(d) "Construction Supervisor" means a competent person appointed on a full-time basis in accordance with Section 8(7) of the Construction Regulations, 2014, in writing by the Contractor, with written notification to the Engineer.

(e) "Construction Vehicles & Mobile Plant Operator" means a competent person appointed in accordance with Section 23(1)(d) of the Construction Regulations, 2014, in writing by the Contractor, with written notification to the Engineer.

(f) "Contractor" means the natural or juristic person or partnership whose tender has been accepted by or on behalf of the Employer and, who is defined as the Principal Contractor in Section 5(1)(k) of the Construction Regulations, 2014.

(g) "Demolition Work Supervisor" means a competent person appointed in accordance with Section 14(1) of the Construction Regulations, 2014, in writing by the Contractor with written notification to the Engineer.

(h) "Employer's Designer" means the natural or juristic person or partnership named in the Appendix to Tender or any other natural or juristic person or partnership appointed from time to time by the Employer for the design of the portion of the Permanent Works which the Employer is responsible to design in terms of this Contract.

(i) "Contractor's Designer" means the natural or juristic person or partnership appointed from time to time by the Contractor and notified in writing to the Engineer and Employer for the design of the portion of the Permanent Works which the Contractor is responsible to design in terms of this Contract, and for the design of the Temporary Works.

(j) "Electrical Temporary Installation Inspector" means a competent person appointed in accordance with Section 24(d) of the Construction Regulations, 2014, in writing by the Contractor, with written notification to the Engineer.

(k) "Employer" means the natural or juristic person or partnership for whom the Works are to be executed, who is named as the Employer in the Conditions of Contract and who is known as the "Client", in the Occupational Health and Safety Act, 1993 and its regulations.

(l) "Engineer" means the natural or juristic person or partnership named as the "Employer's Agent" in the Conditions of Contract (clause 1.1.1.16) and appointed by the Employer to act as the Engineer in terms of this Contract.

(m) “Engineer's Representative” means the person appointed by the Engineer in terms of Clause 1.1.1.17 of the Conditions of Contract.

(n) “Excavation Work Supervisor” means a competent person appointed in accordance with Section 13(1) of the Construction Regulations, 2014, in writing by the Contractor, with written notification to the Engineer.

(o) “Explosive Powered Tools Issuer” means a competent person appointed in accordance with Section 21(2)(g)(i) of the Construction Regulations, 2014, in writing by the Contractor, with written notification to the Engineer.

(p) “Fall Protection Developer” means a competent person appointed in accordance with Section 10(1)(a) of the Construction Regulations, 2014, in writing by the Contractor, with written notification to the Engineer.

(q) “Fire Extinguisher Inspector” means a competent person appointed in accordance with Section 29(h) of the Construction Regulations, 2014, in writing by the Contractor, with written notification to the Engineer.

(r) “Temporary Works Designer” means a competent person appointed in accordance with Section 12(1) of the Construction Regulations, 2014, in writing by the Contractor, with written notification to the Engineer.

(s) “Temporary Works Supervisor” means a competent person appointed in accordance with Section 12(2) of the Construction Regulations, 2014, in writing by the Contractor, with written notification to the Engineer.

(t) “Hazard” means any object, action or condition that can potentially harm the health and safety of persons or property.

(u) “Hazard Identification” means the identification and documenting of existing or expected hazards.

(v) “Health and Safety Consultant” means the natural or juristic person or partnership appointed by the Contractor to assist in any matters related to health and safety on the construction site.

(w) “Health and Safety Plan” means a documented plan, prepared by the Contractor, of work procedures to mitigate, reduce or control hazards identified.

(x) “Health and Safety Specification” means a documented specification of all health and safety requirements and criteria to mitigate, reduce or control hazards identified.

(y) “Health and Safety Representative” means the person/s designated in accordance with Section 17 of the Occupational Health and Safety Act.

(z) “Ladder Inspector” means a competent person appointed in accordance with Section 13A (1) of the General Safety Regulations, in writing by the Contractor, with written notification to the Engineer.

(aa) “Material Hoist Inspector” means a competent person appointed in accordance with Section 19(8)(a) of the Construction Regulations, 2014 in writing by the Contractor, with written notification to the Engineer.

(bb) “Method Statement” means a document detailing the key activities to mitigate, reduce or control hazards identified.

(cc) “Professional Engineer” means any person employed from time to time by either the Employer or Contractor who holds registration as either a Professional Engineer or Professional Certificated Engineer under the Engineering Profession Act, 2000 (Act No. 46 of 2000).

(dd) “Professional Technologist” means any person employed from time to time by either the Employer or Contractor who holds registration as a Professional Technologist under the Engineering Profession Act, 2000 (Act No. 46 of 2000).

(ee) “Risk” means the likely occurrence and impact of a hazard.

(ff) “Risk Assessment” means a program carried out to identify and evaluate the likely occurrence and impact of all hazards.

(gg) "Risk Assessor" means a competent person appointed in accordance with Section 9(1) of the Construction Regulations, 2014, in writing by the Contractor, with written notification to the Engineer.

(hh) "Safety Agent" means a competent natural or juristic person or partnership named in the Appendix to Tender or any other person appointed from time to time by the Employer and notified in writing to the Contractor to act on behalf of the Employer for the purposes of this specification.

(ii) "Scaffolding Supervisor" means a competent person appointed in accordance with Section 16(2) of the Construction Regulations, 2014, in writing by the Contractor, with written notification to the Engineer.

(jj) "Stacking Supervisor" means a competent person appointed in accordance with Section 28(a) of the Construction Regulations, 2014, in writing by the Contractor, with written notification to the Engineer.

(kk) "Subcontractor" means the natural or juristic person or partnership who is appointed by the Contractor with prior consent of the Engineer to execute certain tasks associated with the Works and who is also an employer as defined in section 1 of the Occupational Health and Safety Act.

(ll) "Suspended Platforms Supervisor" means a competent person appointed in accordance with Section 17(1) of the Construction Regulations, 2014, in writing by the Contractor, with written notification to the Engineer.

2.4 Duties, responsibilities, and liabilities

2.4.1 Principal Parties

This section covers the duties, responsibilities, and liabilities of the following principal parties:

- Employer
- Employer's Safety Agent
- Contractor
- Subcontractor
- Employer's Designer
- Contractor's Designer

The duties and responsibilities of the various principal parties are briefly summarized below (the numbers indicated correspond to the applicable regulation number in the Construction Regulations, 2014). The intention of the summary is not to replace the Regulations but is included for indicative purposes. The liabilities of each party are also shown.

a) Employer

In addition to the duties, responsibilities and liabilities specified in the Conditions of Contract, the Employer shall have the following duties and responsibilities to ensure compliance with the Construction Regulations, 2014:

5.(1) A client must –

(a) prepare a baseline risk assessment for an intended construction work project;

(b) prepare a suitable, sufficiently documented and coherent site-specific health and safety specification for the intended construction work based on the baseline risk assessment contemplated in paragraph *(a)*;

(c) provide the designer with the health and safety specification contemplated in paragraph (b);
(d) ensure that the designer takes the prepared health and safety specification into consideration during the design stage;
(e) ensure that the designer carries out all responsibilities contemplated in regulation 6;
(f) include the health and safety specification in the tender documents;
(g) ensure that potential principal contractors submitting tenders have made adequate provision for the cost of health and safety measures;
(h) ensure that the principal contractor to be appointed has the necessary competencies and resources to carry out the construction work safely;
(i) take reasonable steps to ensure co-operation between all contractors appointed by the client to enable each of those contractors to comply with these Regulations;
(j) ensure before any work commences on a site that every principal contractor is registered and in good standing with the compensation fund or with a licensed compensation insurer as contemplated in the Compensation for Occupational Injuries and Diseases Act, 1993 (Act No. 130 of 1993);
(k) appoint every principal contractor in writing for the project or part thereof on the construction site;
(l) discuss and negotiate with the principal contractor the contents of the principal contractor's health and safety plan contemplated in regulation 7(1), and must thereafter finally approve that plan for implementation;
(m) ensure that a copy of the principal contractor's health and safety plan is available on request to an employee, inspector or contractor;
(n) take reasonable steps to ensure that each contractor's health and safety plan contemplated in regulation 7(1)(a) is implemented and maintained;
(o) ensure that periodic health and safety audits and document verification are conducted at intervals mutually agreed upon between the principal contractor and any contractor, but at least once every 30 days;
(p) ensure that a copy of the health and safety audit report contemplated in paragraph (o) is provided to the principal contractor within seven days after the audit;
(q) stop any contractor from executing a construction activity which poses a threat to the health and safety of persons which is not in accordance with the client's health and safety specifications and the principal contractor's health and safety plan for the site;
(r) where changes are brought about to the design or construction work, make sufficient health and safety information and appropriate resources available to the principal contractor to execute the work safely; and
(s) ensure that the health and safety file contemplated in regulation 7(1)(b) is kept and maintained by the principal contractor.

In terms of Clause 4.6 of the Contract Data, the Contractor accepts sole liability as mandatary for due compliance in accordance with Section 37(2) of the Occupational Health and Safety Act, (Act 85 of 1993) and all regulations associated with the scope of work for which the contractor have been appointed. The Employer will be responsible for the duties imposed on the Employer in terms of the OHS Act and relevant regulations.

b) Employer’s Safety Agent

Where the Employer decides to appoint an agent in accordance with either Section 5(5) or Section 5(6) of the Construction Regulations, 2014, the duties and responsibilities as imposed by these regulations upon the Employer shall as far as reasonably practicable apply to his Safety Agent.

c) Contractor

In addition to the duties, responsibilities and liabilities specified in the Conditions of Contract, the Contractor shall have the following duties and responsibilities to ensure compliance with the Construction Regulations, 2014:

Only some sections of the Construction Regulations 2014 have been highlighted here but it does not mean that the Contractor does not have to comply with the sections not highlighted here.

4(1)	Notify the provincial director in writing (Annexure 2 or similar form) 7 days prior to the commencement of the intended construction works. Ensure that a copy of the notification letter is kept on site for inspection on request as well as proof of its receipt by the Department of Labour.
7(1)(a)	Prepare a Health and Safety Plan which includes a COVID-19 Response Plan, based on the Employer's health and safety specifications.
7(1)(a)	Implement the Health and Safety Plan from the Commencement Date until completion of the Works.
7(1)(b)	Open and keep on site a health and safety file which must include all documentation required by the OHS Act and the associated regulations as well as the Employers health and safety specifications, which shall be made available on request of an Inspector, the employer or employers' agent.
7(4)	Ensure co-operation between all contractors to enable each to comply with the provisions of Construction Regulations.
7(1)(c)(i)	Provide any Tenderer or Sub-Contractor with copies of the Employer's health and safety specifications.
7(1)(c)(v)	Appoint each Sub-Contractor in writing for their part of the project.
7(1)(c)(vi)	Ensure that each Subcontractor's Health and Safety Management Plan is implemented and maintained on their portion of the Works.
7(1)(c)(vii)	Ensure that periodic site audits and document verification is done at regular intervals as agreed between Principal Contractor and Sub-Contractor not exceeding 30 days in between.
7(1)(c)(viii)	Stop any Sub-Contractor from executing Works, not in accordance with, the Employers Health and Specifications and/or the Principal Contractors Health and Safety Plan or which poses a threat to the health and safety of persons.
7(1)(c)(ix)	Ensure that sufficient health and safety information and appropriate resources are made available where applicable, to the Sub-Contractor when changes are brought about to the design of the Works.
7(1)(c)(iv)	Ensure that his Sub-Contractor is registered and in good standing with the compensation fund or with a licensed compensation insurer prior to the commencement of the Works.
7(1)(c)(ii)	Ensure that his Tenderers have made provision in their tenders for the cost of health and safety measures during the construction of the Works in line with the requirements of the Employers Health and Safety Specification and his Health and Safety Management Plan.
7(1)(c)(x)	Discuss and negotiate the contents of his Sub-Contractor's Health and Safety Plan, to ensure compliance with the Employer's Health and Safety Specification and consistent with the Contractors Health and Safety Management Plan.
7(2)(a)	Approve his Sub-Contractor's Health and Safety Plan for implementation and to keep records of all such approvals on site for auditing purposes.

7(2)(a)	On request, make available a copy of his and his Sub-Contractor's Health and Safety Plan to an employee, inspector, contractor, the Employer or the Employer's Safety Agent.
7(2)(b)	Open and keep on site a health and safety file which must include all documentation required by the OHS Act and the associated regulations as well as the Employers health and safety specifications and the Principal Contractors Health and Safety Plan, which shall be made available on request of an Inspector, the employer or employers' agent and the Principal Contractor or its agent.
7(e)	Hand over a consolidated health and safety file to the employer upon completion of the Works.
7(f)	Ensure that a comprehensive and updated list of all his Sub-Contractors (including their respective sub-contracting agreements) are included in the health and safety files.
7(c)(iii)	Satisfy himself on the competencies and resources of the Sub-Contractor he intends appointing.
7(5)	Ensure that all employees undergo health and safety induction prior to permitting each employee access to the Works. The Contractor shall ensure that proof of such is available on site for auditing purposes.
7(6)	Ensure that all visitors undergo health and safety induction and are provided with the necessary personal protective equipment. The Contractor shall ensure that proof of such is available on site for auditing purposes.
7(7)	Ensure that every employee is in possession and carries at all times his proof of health and safety induction training.
8(5)	The Contractor shall after due consideration of the complexity, size and potential hazards and associated risks as well as controls towards the mitigation of risks, appoint a safety officer in writing. The contractor shall submit a detailed CV of the envisaged Safety Officer appointment for final acceptance thereof by the Employer or his Safety Agent.
8(6)	Satisfy himself with the competencies and resources of the construction safety officer he intends appointing.
8(7)	Appoint a construction supervisor.
8(8)	Appoint assistant construction supervisors if required by an inspector.
8(10)	Appoint individual construction supervisors for individual construction sites.
9(1)	Perform a risk assessment prior to the commencement of any construction work.
9(2)	Analyze ergonomic related hazards and address the same in the risk assessment.
9(3)	Ensure that all employees are informed, instructed and trained regarding any hazard and the related work procedures before any work commences. The contractor shall ensure that proof of such is available on site for auditing purposes.
9(4)	Ensure that all Subcontractors are informed regarding any hazard as stipulated in the risk assessment. Further that Subcontractors conduct their own risk assessments as and when required
9(5)	Consult with the health and safety committee on the development, monitoring and review of the risk assessment.
9(6)	On request, make available copies of the risk assessments.
11(1)(a)	Prevent the uncontrolled collapse of any structure which may become unstable due to the carrying out of construction work.
11(1)(b)	Ensure that no structure is loaded in an unsafe manner.
11(1)(c)	Ensure that all construction drawings are on site and available on request by an inspector, contractors, Employer, the Employer's Safety Agent or employee.

In terms of Clause 4.6 of the Contract Data, it shall be deemed that the parties to this Contract have agreed in writing in terms of Section 37(2) of the Occupational Health and Safety Act, 1993 that the Contractor accepts sole liability for due compliance with the relevant duties, obligations, prohibitions, arrangements and procedures imposed by the Occupational Health and Safety Act, 1993 and all its regulations, including the Constructions Regulations, 2014, for which he is liable as mandatory.

d) Sub-Contractor

To ensure compliance with the Construction Regulations, the Subcontractor shall:

7(2)(a) Demonstrate a Health and Safety Plan based on the Employer's health and safety specification.
7(2)(a) Apply his Health and Safety Plan from the Commencement Date and until completion of the Works.
7(2)(c) Satisfy himself on the competencies and resources of any Sub-Contractor he intends appointing.
7(2)(e) Provide the Contractor with any information which might affect the health and safety of any person or which might justify a review of the Health and Safety Plan.

In addition to the above items, the Sub-Contractor shall, to ensure compliance with all regulations associated with the scope of work for which he was appointed.

e) Duties of Designer (Employer's Designer or Contractor's Designer)

To ensure compliance with the Construction Regulations, 2014, the Designer (as defined in Section 6 of the Construction Regulations, 2014) shall:

6(1)(c)(i) Make available to the Employer all relevant information affecting the pricing of the Works.
6(1)(c)(iii) Ensure that information relating to geo-sciences, designs loads, and the methods and sequencing of construction processes are made available to the Contractor in a report.
6(1)(d) Inform the Client/Employer of any hazards relating to the Works.
6(1)(d) Make available all information required for the safe execution of the Works.
6(1)(e) Not include dangerous procedures or hazardous materials in the structure's design which could be avoided.
6(1)(f) Make provision in the design of the Works for hazards likely to be encountered during its subsequent maintenance.
6(1)(g) Carry out inspections of the construction work during the construction period to ensure compliance with the designs.
6(1)(h) Stop any contractor from executing works not in accordance with the designs.
6(1)(i) Conduct a final inspection of the completed Works prior to its commissioning.
6(1)(i) Issue a completion certificate to the Contractor subsequent to a successful final inspection.
6(1)(j) Ensure that cognizance is taken of ergonomic design principles in order to minimize related hazards.

The Employer's Designer shall only accept responsibility to comply with the Construction Regulations, 2014 for that portion of the Permanent Works which the Employer is responsible to design in terms of the Contract.

The Contractor's Designer shall accept sole responsibility and liability to comply with the Construction Regulations, 2014 for that portion of the Permanent Works for which the Contractor is responsible to design in terms of the Contract as well as the design of the Temporary Works.

2.4.2 Secondary Parties

This section covers the duties, responsibilities, and liabilities of the following secondary parties:

- Construction Manager
- Construction Health and Safety Officer
- Contractor's Employees
- Fall Protection Developer
- Health and Safety Consultant
- Health and Safety Representative
- Risk Assessor

a) Construction Manager CR 8(1)

The Principal Contractor shall appoint in writing a full-time competent person as the Construction Manager for the intended project, with the duty of managing all the construction work on a single site, including the duty of ensuring that all occupational health and safety requirements are adhered to. In the absence of the Construction Manager an alternate person (assistant Construction Manager) shall be appointed under Section 8(2) of the construction Regulations 2014.

b) Construction Health and Safety Officer CR 8(5)

The Principal Contractor must appoint a Construction Health and Safety Officer with proof of registration with the statutory body approved by the chief inspector SACPCMP and the appointed person must be available full time on site.

Principal Contractor must appoint a Construction Health and Safety Officer with proof of registration with the statutory body approved by the chief inspector SACPCMP and the appointed person must be available full time on site.

The Contractor is responsible for the development of the position outcomes descriptors for the Construction Health and Safety Officer. This documentation shall be available on site for auditing purposes.

The Construction Health and Safety Officer shall if given an opportunity, provide an input into the Contractor's Health and Safety Plan in terms of CR 8 for the management and supervision of construction work.

c) Contractor's Employees

All employees will be responsible for safety on the construction site and the workplace as prescribed in Section 14 of the Occupational Health and Safety Act, (Act 85 of 1993) which is briefly summarized as follows:

- Take reasonable care for the health and safety of himself and of other persons who may be affected by his acts,
- Co-operate with his employer with regards to health and safety to ensure that his employer complies with requirements imposed on him,
- Obey the health and safety rules and procedures laid down by his employer,
- Report any unsafe or unhealthy situation to his employer or to the health and safety representative for his workplace,
- Immediately report any incident including near miss incidents, in which he was involved, or which has caused an injury to himself or others, and
- Assist in inquiries and incident investigations.

No employee shall intentionally or recklessly interfere with, damage or misuse anything which is in the interest of health and safety.

d) Fall Protection Developer CR 10(1)(a)

The Fall Protection Developer will be responsible for the preparation and maintenance of a fall protection plan to be implemented by the Contractor, in such a manner to ensure compliance with Section 10 of the Construction Regulations, 2014.

e) Health and Safety Consultant CR 5(6)

The Health and Safety Consultant shall assist the Contractor in any health and safety matters on the Works for which he is appointed.

f) Health and Safety Representative Section 17 of the OHS Act

The Health and Safety Representative shall fulfill the duties as set out in Section 17 of the Occupational Health and Safety Act, (Act 85 of 1993). A health and safety representative shall not incur any civil liability by reason of the fact only that he failed to do anything which he may do or is required to do in terms of the Act.

g) Risk Assessor CR 9(1)

The Risk Assessor shall facilitate the risk assessment process of the Contractor or Sub-Contractor. The Risk Assessor shall be responsible for the compilation and implementation of a management plan towards the continuous mitigation of identified risks to as low as is reasonably practicable. All risks shall be managed in accordance with Section 9 of the Construction Regulations 2014.

2.4.3 Supervisors, Inspectors and Issuers

This section covers the duties, responsibilities and liabilities of the following Supervisors, Inspectors, and Issuers likely to be found on the Works:

a) Construction Supervisor CR 8(7)

The Construction Supervisor shall be responsible for supervising the construction work inclusive of the implementation and maintenance of safe work practices on the construction site.

b) Construction Vehicle & Mobile Plant Inspector CR 23(1)

The Construction Vehicle and Mobile Plant Inspector will ensure the safety of all construction vehicles and plant in such a manner to ensure compliance with Section 23 of the Construction Regulations, 2014. The inspector will also be responsible for the regular inspection of all vehicles and plant and the recording of his findings. The Contractor shall ensure that proof of such is available on site for auditing purposes.

c) Demolition Work Supervisor CR 14(1)

The Demolition Work Supervisor will supervise and control all demolition work on the Works in such a matter to ensure compliance with Section 14 of the Construction Regulations, 2014. The supervisor will be responsible for all administration related to the demolition works. The Contractor shall ensure that proof of such is available on site for auditing purposes.

d) Electrical Temporary Installation Inspector CR 24(d)

The Electrical Temporary Installation Inspector will control all temporary electrical installations on the Works to ensure compliance with Section 24 of the Construction Regulations, 2014, the Electrical Installations Regulations, 1992 and SANS 0142. The Contractor shall ensure that proof of such is available on site for auditing purposes.

e) Excavation Work Supervisor CR 13(1)(a)

The Excavation Work Supervisor will supervise all excavation work on the Works in such a matter to ensure compliance with Section 13 of the Construction Regulations, 2014 and shall ensure that every excavation is inspected:

- On a daily basis before each shift,
- After every blasting operation,
- After an unexpected fall of ground,
- After substantial damage to supports, and
- After rains.

The Contractor shall ensure that proof of such is available on site for auditing purposes.

f) Explosive Power Tools Issuer CR 21(2)(g)(i)

The Explosives Power Tools issuer will control the issuing and collection of explosive tools, cartridges and nails or studs to ensure compliance with Section 21 of the Construction Regulations, 2014. The Contractor shall ensure that proof of such is available on site for auditing purposes.

g) Fire Extinguisher Inspector CR 29(h)

The Fire Extinguisher Inspector will be responsible for the operation and inspection of all firefighting equipment on the Works to ensure compliance with Section 29 of the Construction Regulations, 2014. The Contractor shall ensure that proof of such inspections is available on site for auditing purposes.

h) Ladder Inspector GSR 13A (1)

The Ladder Inspector will be responsible for the regular inspection and recording of his/her findings of all ladders on the Works and to ensure compliance with Section 13A of the General Safety Regulations. The Contractor shall ensure that proof of such is available on site for auditing purposes.

i) Material Hoist Inspector CR 19(8)(a)

The Material Hoist Inspector will be responsible for the daily inspection of material hoists or similar machinery and to ensure Works to ensure compliance with Section 19 of the Construction Regulations, 2014. The inspector must have experience pertaining to the erection and maintenance of all hoists on the Works. The inspector must be able to determine the serviceability of the entire material hoist including guides, ropes and their connections, drums, sheaves or pulleys and all safety devices. The Contractor shall ensure that proof of such is available on site for auditing purposes.

j) Scaffolding Supervisor CR 16(1)

The Scaffold Supervisor will be required to supervise all scaffolding work operations carried out on the Works and to ensure compliance with Section 16 of the Construction Regulations, 2014 as well as ensure compliance with applicable SANS 10085-1:2014 Standards. The Contractor shall ensure that proof of such is available on site for auditing purposes.

k) Stacking and Storage Supervisor CR 28(a)

The Stacking Supervisor shall supervise the stacking and storage of all articles on site and shall be responsible to ensure compliance with Section 28 of the Construction Regulations, 2014.

l) Suspended Platform Supervisor CR 17(1)

The Suspended Platform Supervisor will supervise all suspended platform work operations carried out on the Works and to ensure compliance with Section 17 of the Construction Regulations, 2014. The supervisor will also see to it that all suspended platform erectors, operators, and inspectors are competent to carry out their work. The Contractor shall ensure that proof of such is available on site for auditing purposes.

3. GENERAL REQUIREMENTS OF HEALTH AND SAFETY PLAN & COVID-19 RESPONSE PLAN

3.1 Outline of COVID-19 Response Plan

It will be expected from the Contractor to include in his safety plan a COVID-19 Response Plan on how to accomplish the requirements relating to the Construction Regulations, 2014, Regulations for Hazardous Biological Agents read with COVID-19 OHS Directives issued under the Disaster Management Act (Act 57 of 2002) and related incorporated standards and regulations.

The following aspects must be covered in the Contractors COVID-19 Response Plan:

- The appointment of a COVID-19 Compliance Officer.

- The duties of the COVID-19 Compliance Officer.
- Strategies to prevent the spreading of COVID-19.
- Risk Assessments on high-risk areas, activities and employees.
- Develop Policies on:
  - COVID-19
  - Social Distancing
  - Protection of Vulnerable Employees
  - Medical Surveillance Policy
  - Transport Policy on Company Provided Transport as well as Public Transport (Protection of other commuters)

- Develop Procedures for:
  - Access Control and Screening Procedures for Employees and Visitors
  - Contact Tracing (Assisting the Department of Health)
  - Protection of vulnerable employees.
  - Reporting of positive cases.
  - Procedures following positive cases.
  - Resumption of work after positive cases.
  - Medical Surveillance of employees.
  - Hygiene in the Workplace
  - Social Distancing
  - Engineering methods (providing protective barriers)
  - Safe Work Procedures (where social distancing cannot be established)
  - Staggered work hours, tea times, lunch times etc.
- Awareness Programs focusing of providing critical information, safety tips, hygiene protocols, social distancing, the use of protective equipment etc.

Contractors should describe how their safety management systems will work and what control procedures they plan on using to ensure safety on the construction site

The following generic aspects should be covered in their safety plan

- What administrative procedures the Contractor envisages to use in the implementation and maintenance of the safety plan with reference to the construction site
- How continuous assessment of the safety plan will be assessed and implemented with respect to construction site
- What control systems the Contractor envisages to implement on site to support his safety program
- How the Contractor will ensure that he adheres to the construction regulations in respect of competent persons for appointments
- What external resources the Contractor envisages on using to ensure successful implementation and sustainability of the safety plan
- What training to employees the Contractor envisages and how he would go about to execute it?
- The Contractor should indicate which competent persons he plans on employing

During the tendering phase it will be expected from the tenderer to briefly explain how the abovementioned will be accomplished.

Once a successful tenderer has been appointed, the Contractor shall supply a detailed Health and Safety Plan for review by the Employer, prior to site mobilization, to ensure compliance with the Construction Regulations, 2014. Mobilization shall be dependent upon the acceptance of the

Contractor's Health and Safety Management Plan by the Employer. The Contractor's Health and Safety Plan should include, but not be limited to, those sections indicated in Section 3.2 of this specification.

3.2 Outline of Health and Safety Plan

The Contractor's Health and Safety Plan prepared in accordance with this specification shall consist of at least the following sections and sub-sections:

1. Aim and Scope of Plan,
2. COVID-19 Response Plan,
3. Scope of Work
    a. Main Construction Work,
    b. Excavations,
        i. Demarcation of excavations,
        ii. Access and Egress,
        iii. Shoring,
        iv. Inspections,
        v. Public Access,
    c. Bulk Earthworks,
        i. Clearing and Grubbing,
        ii. Stockpiling,
        iii. Borrow pits,
        iv. Transporting,
        v. Environmental Management Plan

    d. Temporary Works,
        i. Formworks,
        ii. Support Works,
    e. Road Works,
        i. Traffic Accommodation Plan
4. Location of the Works
5. Risk Management,
    a. Alternative Forms of Risk Assessment,
    b. Methodology of Risk Assessment,
    c. Elements of Risk Assessment,
        i. Scope of assessment,
        ii. Risks Identified,
        iii. Risk Analysis,
        iv. Risk Evaluation,
        v. Risk Treatment,
        vi. Monitoring and reviewing,
6. Incident Management,
    a. Incident Management Procedures,
    b. Reporting of Incidents,
    c. Incident and Accident Investigations,
7. Resources,
    a. Health and Safety Staffing Organogram,
    b. Supervisors, Inspectors, and Issuers,
    c. Employees,
    d. Sub-Contractors inclusive of their scope of work and their core resources,

e. Training,
f. Plant,
g. Vehicles,
h. Equipment

8. Medical Fitness of Employees
   a. Entry Medical
   b. Medical Surveillance of employees
   c. Exit Medicals
9. Employee Facilities,
   a. Facilities Management
   b. Hygiene
10. Materials,
   a. Temporary Materials
   b. Permanent Materials
11. Categories of Work
12. Implementation of Health and Safety Plan,
   a. Administrative systems,
   b. Training,
   c. Reporting,
   d. Monitoring,
   e. Inspections,
13. Auditing,
   a. Internal audits,
   b. Follow-up audits,
14. Financial Aspects,

4. COVID-19 RESPONSE PLAN

This section of the specification provides guidelines for the Contractor in preparation of their COVID-19 Response Plan:

In accordance with the COVID-19 Directives every employer must appoint a person who is part of management as a COVID-19 Compliance Officer.

The duties of the COVID-19 Compliance Officer must for part of the COVID-19 Response Plan. The duties must include:

- Developing of strategies to prevent the spreading of COVID-19 in the workplace.
- Conduct Risk Assessments on high-risk areas, activities and employees.
- Develop Policies on:
  - COVID-19
  - Social Distancing
  - Protection of Vulnerable Employees
  - Medical Surveillance Policy
  - Transport Policy on Company Provided Transport as well as Public Transport (Protection of other commuters)

- Develop Procedures for:
  - Access Control and Screening Procedures for Employees and Visitors
  - Contact Tracing (Assisting the Department of Health)
  - Protection of vulnerable employees.

- Reporting of positive cases.
- Procedures following positive cases.
- Resumption of work after positive cases.
- Medical Surveillance of employees.
- Hygiene in the Workplace
- Social Distancing
- Engineering methods (providing protective barriers)
- Safe Work Procedures (where social distancing cannot be established)
- Staggered work hours, tea times, lunch times etc.

- Implement awareness programs focusing of providing critical information, safety tips, hygiene protocols, social distancing, the use of protective equipment etc.

5. SCOPE OF WORK:

The scope of work must highlight all construction activities as well as associated works on the project.

Under each of the construction activities and associated works the contractor must provide a clear description of how the activities shall be managed.

Where management plans are required the contractor to provide a brief description of the plan, the purpose of the plan as well as the implementation process and shall attached to the health and safety a copy of the relevant management plan. E.g., Traffic Accommodation Plan etc.

6. LOCATION OF THE WORKS

Under this section the contractor must provide all the information pertaining to exactly where the project is situated.

The contractor must also make reference to the size of the project, site boundaries, reference beacons or landmarks as well as any area that shall be used outside of the site boundaries which shall be used as site camps, site offices, stockpiles and spill sites, borrow pits, laydown areas as well as areas used to provide early warning systems e.g., Road Closures

7 RISK MANAGEMENT

7.1 General

This section of the specification provides guidelines for the Contractor in preparation of risk assessments in order to ensure compliance with Section 9 of the Construction Regulations, 2014. This section highlights the principles related to the preparation of suitable and sufficient risk assessments. Contractor Staff intending to prepare risk assessments should be trained and suitably experienced in the application envisaged.

A suitable and sufficient risk assessment is an assessment which:

- Accounts for risks that are likely to arise during the construction of the Works,
- Enables the development and implementation of systems to manage the risks,
- Remains valid for a reasonable period of time,
- Provides a basis for training of employees, and

- Improves working procedures and introduce long term controls.

The requirements of the Construction Regulations, 2014, will not be satisfied by a single risk assessment exercise that holds good for all time. The risk assessment process on the Works is an ongoing process.

The objectives of risk assessments are to:

- Identify the risks that are mostly in need of reduction,
- Identify the various options for achieving such reduction,
- Identify the risks that require careful ongoing management, and
- Identify the nature of the required ongoing attention.

7.2 Forms of Risk Assessment

In order to ensure compliance with the Construction Regulations, 2014, the Contractor will be required to carry out the following three forms of risk assessment:

7.2.1 Baseline or datum risk assessments

The Contractor will be required carry out a risk assessment before the commencement of construction activities on the Works. This “baseline” or “datum” risk assessment will form part of the Contractor’s Health and Safety Plan. The risks and hazards to which persons, plant, vehicles and facilities may be exposed during the construction of the Works should be identified and evaluated. Measures to reduce or control these risks or hazards should be defined during this assessment. The effectiveness of the measures defined, and the baseline risk assessment prepared shall be monitored and reviewed from time to time to ensure that it remains relevant and accurate.

7.2.2 Issue based risk assessments

The Contractor will be required to carry out separate risk assessments during construction of the Works when methods and procedures are varied, for example when:

- Designs are amended,
- New machines are introduced,
- Plant is periodically cleaned and maintained,
- Plant is started-up or shut-down,
- Systems of work change or operations alter,
- Incidents or near-misses occur, or
- Technological developments invalidate prior risk assessments.

7.2.3 Continuous risk assessments

The Occupational Health and Safety Act specifically requires that employers shall provide and maintain working environments that are safe and without risk to health. The general awareness of hazards needs to be raised as work ethic to maintain a safe and risk-free environment on an ongoing basis. This is achieved by continuous risk assessments, the most important form of risk assessment that takes place as an integral part of day-to-day management. Examples of continuous risk assessments include:

- Regular inspections and audits,
- Maintaining general hazard awareness,
- Pre-work risk assessment,
- Daily Safety Task Instructions (DSTI's),
- Planned Task Observations,
- Post Task Observations,
- SLAM Reports (Stop, Look, Assess, Manage)

7.3 Methodology for the Preparation of Risk Assessments

The Contractor shall in the preparation of his risk assessments, follow the following general principles:

- Employ a team of suitably qualified individuals with appropriately varied and relevant experience in risk assessment,
- The appointed risk assessor shall lead the risk assessment,
- Provide the team with background data, scope of work, potential hazards and underlying causes, and
- Where necessary employ experts for complex risk assessments and aspects of risk assessments that require experiential judgment,
- Institute an ongoing system of identifying aspects of the work that require risk assessment, and
- Conduct risk assessments in workshops of the team or by individual members of the team under guidance of the leader as appropriate to the situation.

7.4 Elements of a Risk Assessment

7.4.1 General

The process of carrying out a risk assessment consists of a number of well-defined steps. These steps improve decision-making by providing a greater understanding of the risks and their impacts. The main steps or elements of the risk assessment process are as follows:

1) Consider scope and nature or risks involved, determine purpose and physical and legal bounds of assessment and define risk evaluating criteria,
2) Systematically identify risks,
3) Analyze risks with regard to causes, likelihood of occurrence and possible consequences against the background of existing controls and its effectiveness,
4) Evaluate risks in terms of pre-established criteria to determine need and priority for attention,
5) Treat risks through a process of risk elimination, substitution, controlling risk at source, risk mitigation such as training and as far as risk remains, provide personal protective equipment (PPE),
6) The mitigation methods must focus the 4 T's of risk management.
   a. Terminate the risk entirely at the source through engineering controls.
   b. Treat the risk through a combination of engineering controls and Safe Work Procedures.
   c. Transfer the risk to someone (company) more suited to handle the specific types of risks.
   d. Tolerate the risk depending on the type of risk as well as the residual risk factor only after the implementation of engineering controls and/or safe work procedures and the use of personal protective equipment.

   Bear in mind that Personal Protective Equipment (PPE) shall only be identified as a last resort in the mitigation of risks.

7) Monitor and review progress and performance in terms of management system, and
8) Communicate and consult.

The following sections 4.4.2 to 4.4.7 deal with items (2) to (7) above. These items form the continuing process of the risk assessment as indicated in Figure 1, below.

The following sections 4.4.2 to 4.4.7 deal with items (2) to (7) above. These items form the continuing process of the risk assessment as indicated in Figure 1, below.

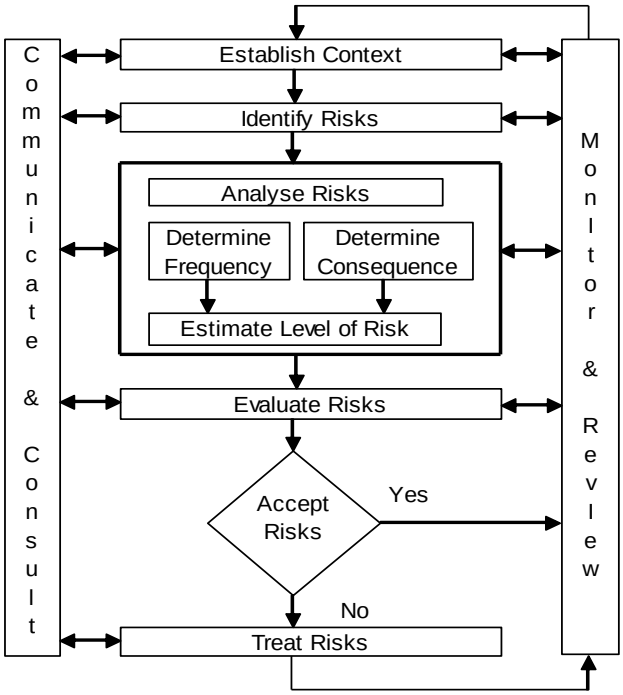

Figure 1: Risk Management Process

The Contractor shall ensure that the risk assessment compiled as part of his Health and Safety Plan contains at least these items.

7.4.2 Risk Identification

The Contractor should regard this step of the risk assessment as the most important. Subsequent analysis and evaluation of risks and the development of risk control measures are wasted if the risks or hazards on the Works are not carefully identified.

The Contractor should bear the following principles in mind when identifying the risks:

i) Systematically address all risks or hazards on the Works,
ii) Review all aspects of the work, but consider only those that have a potential to cause harm,
iii) Rank the risks identified in order of importance and then use appropriately advanced techniques to deal with major risks,
iv) Deal mainly with major risks and don't obscure these with unimportant information, especially minor risks,
v) Address what actually happens in the workplace during the work activity
vi) Consider all persons that may be affected,

vii) Highlight those groups and individuals who may particularly be at risk, and
viii) Review the adequacy and effectiveness of existing safety controls and measures

7.4.3 Risk Analysis

In this step, the Contractor will be required to analyze the risks identified by determining each risks frequency and magnitude or severity of the consequence of the risk or hazard.

The frequency of occurrence of a hazard may be expressed as the number of times that it may occur in a year, decade, lifetime, century, or longer period, according to comparative human experience. The magnitude of the likely consequence of a hazard may be expressed in terms of the degree of incapacitation, number of people or costs involved. The frequency of occurrence of a hazard and the magnitude of its consequence may be compounded as the risk that it poses as shown in the "risk matrix" in Figure 2 below.

Frequency of Occurrence of Hazard	Severity of Consequences of Potential Hazard					
	1 Medically treatable injury	1 Compensable injury	10 Compensable injuries	1 Permanently disabling injury	1 Fatality	10 Fatalities
Frequent; 1 or more occurrences per year	Medium	High	Very high	Severe	Severe	Severe
Several times during a career; 0.1 occurrences per year	Medium-low	Medium	High	Very high	Severe	Severe
Unlikely, but possible during a career; 0.01 occurrences per year	Low	Medium-low	Medium	High	Very high	Severe
Very unlikely during a career; 0.001 occurrences per year	Low	Low	Medium-low	Medium	High	Very high
Barely credible; 0.0001 occurrences per year	Low	Low	Low	Medium-low	Medium	High

Figure 2: Compounded Risk Matrix

The columns in the table represent the likely consequence of the hazard and the rows, the frequency of occurrence. The scales for both quantities represent consistent progressions, able they qualitative. The risks evidently range from low to severe. Note that diagonals in the matrix represent the risks of the identified hazards, taking the effectiveness of controls into consideration.

The table represents a typical risk matrix that need not necessarily be adopted by the Contractor. The Contractor may use an alternative risk matrix provided that it is approved as part of his Health and Safety Plan.

The Contractor must describe in full the method of risk evaluation as well as provide and describe the Risk Formula used to determine the risk factor

7.4.4 Risk Evaluation

In this step the Contractor will be required to compare the assessed risk with similar risks previously experienced for the purpose of deciding how to treat the risk. A useful systematic approach for this purpose is as follows:

- If the assessed risk exceeds similar risks that have occurred in the past and that are considered to be unacceptable, the assessed risk will require treatment depending upon its magnitude as discussed in Section 4.4.5, or

- If the assessed risk exceeds similar historical risks that are acceptable, treatment of the assessed risk will depend on the extent by which it exceeds the historical risks, or

- If the assessed risk is less than historical risks that are unacceptable, treatment of the assessed risk will depend on the extent by which it is less than the historical risks, or

- If the assessed risk is less than historical risks that are acceptable, the assessed risk would also be acceptable and would not require any treatment.

7.4.5 Risk Treatment

In this step, the Contractor will select and implement appropriate measures for dealing with risk. Typically measures comprise the following:

- Elimination by changing designs, procedures, management methods, etc, applicable to high frequency–high consequence risks, or
- Reduction by changing designs, procedures, management methods, etc, applicable to high frequency–high consequence risks, or
- Minimization by changing designs, procedures, management methods, etc, applicable to high frequency–low consequence risks, or
- Transfer or share whole or part of the risk to another party by insurance, contractual arrangements or organizational structures, applicable to low frequency–high consequence risks, or
- Control to ensure that risks do not increase, applicable to low frequency–high consequence risks, or
- Retention together with provision of monitoring and personal protective equipment, applicable to low frequency–low consequence residual risks after reduction, or
- Acceptance without particular action other than provision of personal protective equipment, applicable to low frequency–low consequence risks.

The following principles enable the optimum treatment to be determined:

- Avoid risks altogether, if possible, by using different approaches, substances or methods of work,
- Combat risks at source rather than by adopting secondary measures,
- Adapt work to the individual rather than the individual to the work, that is, in the design consider the people and their attributes that will operate the system
- Take advantage of technological and technical progress,
- Risk prevention measures must be part of a coherent policy and approach to safety management that involves performance measurement, goal setting, feedback, and analysis,
- Give preference to measures that protect the whole work force,
- Ensure that those for whom protection is provided understand what they need to do to make sure that the protection works, and
- Ensure that measures to control risks are an accepted part of an active health and safety culture supported by all levels of the organization; single risk reduction initiatives invariably fail.

7.4.6 Reporting and Recording

The Contractor shall ensure that the risk assessment process is recorded in the form of a report and included in his Health and Safety Plan. The report should be easily accessible to the Contractor's employees, their representatives, to inspectors, the Employer or his Safety Agent and the Engineer. The essential contents of the report should be as follows:

- Objectives and expected outcomes,
- Description of the Works under assessment,
- Summary of context of study
- Composition of risk assessment team, (including qualifications and relevant experience),
- Approach used to systematically identify risks,
- Identified risks (ranked in order of priority),
- Method adopted for assessing frequencies and consequences of risks,
- Consequences (ranked in order of magnitude),
- Identification of individuals and groups who may be affected by major hazards and risk and who may especially be at risk,
- Basis for defining safety standards to be achieved,
- Contractor's resources devoted to risk assessment,
- Actions proposed to reduce unacceptably high risks,
- Review effectiveness of existing safety measures to control risks, and
- Implementation program of selected treatments (including controls to manage unacceptably high risks).

7.4.7 Monitoring and Review

It is necessary to monitor risks, the effectiveness of the risk treatment plan and the strategies and management system set up to control implementation. Control of the risk management program entails the setting of standards, monitoring actual performance, comparing the performance with the standards, and correcting any deviations from the standard. Risks and the effectiveness of the control measures need to be monitored to ensure changing circumstances do not alter risk priorities. Few risks remain static.

Ongoing review is essential to ensure that the management plan remains relevant. Factors that affect the likelihood and consequences of an outcome may change, as may factors that affect the suitability or cost of the various treatment options. If an accident occurs, or if more is learnt about the hazards in the workplace, the risk assessment may need to be reviewed or modified. Hazards may be observed that have not been anticipated or previously identified and which may require appropriate measures to be taken. After an accident has occurred, it is important to determine whether it was predicted, whether preventive measures were identified, and if so, why they did not work, whether the risk assessment is still suitable and sufficient if it failed to predict the accident, whether to the decision to accept a predicted risk as tolerable is still valid, why the accident occurred and what should be done to prevent similar accidents occurring again. It is therefore necessary to regularly repeat the risk management cycle, the time between reviews being dependent on the nature of the risks and the degree of change likely to take place in the work activity. Review is an integral part of the risk management treatment plan.

7.4.8 Communication and Consultation

The Contractor will be required to communicate and consult with internal and external stakeholders during each step of the risk assessment process. Stakeholders will include the Employer and his Safety Agent, the Engineer and the Contractor's employees and consultants.

Effective communication will ensure that those responsible for implementing the risk management process and those with a vested interest, understand the basis on which decisions are made and why particular actions are taken. It will also ensure that the perceptions of all those involved are noted and accommodated during the process.

8. BASELINE RISK ASSESSMENT

8.1 Purpose

The purpose of this Baseline Risk Assessment (BRA) is to ensure that the Principal Contractor and Contractors are taking the highlighted risks and hazards in consideration when they develop their site-specific health and safety plans for the project.

It is to further ensure that the client has advised and inform the Principal Contractor, Contractor and the Department of Labour of the prevailing risk and hazards associated with the project before commencement with the work on site.

To ensure that the Principal Contractor, Contractor identify, analyse, evaluate, and establish control measures to eliminate, mitigate before issuing Personal Protective Equipment of clothing to the workers or any other person affected by activities on site.

8.2 Scope

This Baseline Risk Assessment (BRA) apply to the above-mentioned project and for the application of Construction work permit as well as for the Principal Contractor & Contractor appointed for the Project.

8.3 Normative Reference

Section 8(2)(d) of the Occupational Health and Safety Act
Section 5(1)(a) & Section 9 of the Construction Regulation 2014.
Section 6 of Regulations for Hazardous Biological Agents read with COVID-19 OHS Directives.

8.4 Baseline Risk Assessment

In terms of Construction Regulation 5(1)(a), a client is required to prepare a baseline risk assessment of the intended construction project. This Baseline Risk Assessment has been developed in order to ensure that risks and hazards are identified, analysed and evaluated in order to eliminate, mitigate and reduce the exposure to such risk.

Effort shall be made to identify more site-based risks and hazards and possible solutions as far as is reasonably practicable to prevent exposure to such risks and hazards, a task-based risk assessment shall have conducted on site.

In the table below are some of identified baseline risks to be taken into consideration when preparing the health and safety plan for the project:

ITEM	ACTIVITY ISSUE	HAZARD	RISK	RISK RATING (High/Med/Low)	MINIMUM CONTROL
1.	Access control	Public access to site	njury & Damage to property	Medium	Protection of site (Barricade and fence); Controlled access point; Secure; ignage (Information, Warning & Prohibition igns; raffic management; Notifications and lanning & dentification of high risk reas & Location.
2.	Transportation	Transportation of worker & Material	Road accident; Overloading;	Medium	Training; Inspection of equipment; Competent person; Safe work and operating procedures; Personal Protective Equipment & Clothing
3.	Traffic Accommodation	Traffic movement	Accident	Medium	Protection of the road (Barricade, barriers, speed humps); Road traffic control; access point; Signage (Information, Warning & Prohibition signs); Traffic management; Notifications and planning &Identification of high risk areas & Location.
4.	Site Establishment	Plant, Equipment Machinery; workers and environment	Injury; damage to property & Environmental impact	Low	Supervision; Prevent exposure; Substitution; Engineering controls; Training; Inspection of equipment; Competent person; Safe work and operating procedures; Personal Protective Equipment & Clothing
5.	Underground Services& Overhead powerlines	Water/Sewage/gas pipes & Electrical cables	Injury; Electrocution; damage to property &	Medium	Supervision; Prevent exposure; Substitution; Engineering controls;

ITEM	ACTIVITY ISSUE	HAZARD	RISK	RISK RATING (High/Med/Low)	MINIMUM CONTROL
			Environmental impact		Training; Inspection of equipment; Competent & qualified person; Safe work and operating procedures; Lockout & Tag; Personal Protective Equipment & Clothing
6.	Redirecting Isolation and disconnecting Services	Electricity, Water/Sewage/gas pipes; Excavation	Electrocution; damage to property & Environmental impact	Medium	Supervision; Prevent exposure; Substitution; Engineering controls; Training; Inspection of equipment; Competent & qualified person; Safe work and operating procedures; Lockout & Tag; Personal Protective Equipment & Clothing
7.	Storage of flammable material and liquids	Fuel storage; gas bottles; Smoking; spark	Fire; explosion; damage to property; Environmental impact	Medium	Management & Control of exposure; Prevent exposure; Substitution; Engineering controls; Training; Inspection of equipment; Competent person; Safety Symbolic signs (Information, Warning & Prohibition); Safe work and operating procedures; Personal Protective Equipment & Clothing
8.	Temporary Electrical Installation	Electricity	Electrocution; Fire; explosion damage to property	Low	Supervision; Prevent exposure; Substitution; Engineering controls; Training; Inspection of equipment; Competent & qualified person; Safe work and operating procedures; Lockout & Tag; Personal Protective Equipment & Clothing

ITEM	ACTIVITY ISSUE	HAZARD	RISK	RISK RATING (High/Med/Low)	MINIMUM CONTROL
9.	Bulk Earthworks (surface works) and stockpile including excavations deeper than 1.5 metres	Underground Services; Plant, Equipment Machinery; Excavation; workers and environment	Injury; Electrocution; damage to property; ground collapse& Environmental impact	Medium	Prevent exposure; Substitution; Engineering controls; Training; Inspection of equipment; Competent person; Safe work and operating procedures; Rescue plan Personal Protective Equipment & Clothing
	Bulk Earthworks (excavations) and excavations deeper than 1.5 metres	Underground Services; Plant, Equipment Machinery; Excavation; workers and environment	Injury; Electrocution; damage to property; ground collapse& Environmental impact	Medium	Locating of underground services; Prevent exposure; Substitution; Engineering controls; Training; Inspection of equipment; Competent person; Safe work and operating procedures; Rescue plan Personal Protective Equipment & Clothing
10.	Mobile plant and construction equipment	Plant, Equipment Machinery; workers and environment	Injury; damage to property & Environmental impact	Medium	Prevent exposure; Substitution; Engineering controls; Training; Inspection of equipment; Competent person; Safe work and operating procedures; Personal Protective Equipment & Clothing
11.	Demolition work	Wall, concrete slab, Steel work	Injury; damage to property & Environmental impact	Medium	Prevent exposure; Substitution; Engineering controls; Training; Inspection of equipment; Competent person; Safe work and operating procedures; Rescue plan Personal Protective Equipment & Clothing
12.	Temporary works (Formwork and support work) including	Scaffolding; Shatters; Beams; Reinforcement;	Injury; damage to property & Environmental impact	Low	Prevent exposure; Substitution; Engineering controls; Training;

ITEM	ACTIVITY ISSUE	HAZARD	RISK	RISK RATING (High/Med/Low)	MINIMUM CONTROL
	reinforcement and shutters.	Concrete works			Inspection of equipment; Competent person; Safe work and operating procedures; Fall protection; Rescue plan Personal Protective Equipment & Clothing
13.	Bulk mixing plant (Batch plant)	Cement; sand; fly ash; concrete stone; pumps	Injury; damage to property & Environmental impact	Low	Prevent exposure; Substitution; Engineering controls; Training; Inspection of equipment; Competent person; Safe work and operating procedures; Dust suppression; Personal Protective Equipment & Clothing
14.	Confined space	Manholes, channels; Silos	Injury; damage to property & Environmental impact	Low	Prevent exposure; Substitution; Engineering controls; Training; Inspection of equipment; Competent person; Safe work and operating procedures; Rescue plan; Personal Protective Equipment & Clothing
15.	Electrical Equipment and hand tools	Jack hammers; grinders; impact drillers; concrete cutter etc.	Injury; damage to property & Environmental impact	Medium	Prevent exposure; Substitution; Engineering controls; Training; Inspection of equipment; Competent person; Safe work and operating procedures; Fall protection; Rescue plan Personal Protective Equipment & Clothing
16.	Working at heights	Lifting Equipment; Crane; Scaffold; Ladder; Rope access work	Falling; Injury; damage to property & Environmental impact	Medium	Prevent exposure; Substitution; Engineering controls; Training; Inspection of equipment; Competent person;

ITEM	ACTIVITY ISSUE	HAZARD	RISK	RISK RATING (High/Med/Low)	MINIMUM CONTROL
					Safe work and operating procedures; Fall protection; Rescue plan Personal Protective Equipment & Clothing
17.	Pressure Equipment	Compressor air	Injury; damage to property & Environmental impact	Medium	Prevent exposure; Substitution; Engineering controls; Training; Inspection of equipment; Competent person; Safe work and operating procedures; Personal Protective Equipment & Clothing
18.	Enabling & Builders work	Concrete work; Brick work; Joinery; plumbing; Drainage	Injury; damage to property & Environmental impact	Medium	Prevent exposure; Substitution; Engineering controls; Training; Inspection of equipment; Competent person; Safe work and operating procedures; Fall protection; Personal Protective Equipment & Clothing
19.	Covid-19	Hazardous biological agents (Contaminated areas, surfaces & equipment, tools); (Contaminated Personal Protective Equipment & Clothing)	Injury; damage to property & Environmental impact	Medium	Prevent exposure; Decontaminating; Sanitisation; Screening & testing; Isolating and quarantining; Engineering controls; Training& information; Safety symbolic signs; Provision of hand washing facilities & soap; Inspection of equipment; Competent person; Safe work and operating procedures; Personal Protective Equipment & Clothing

9. INCIDENT MANAGEMENT

Under this section the contractor must provide a clear description on how he intends to manage all types of incidents that may occur during the works based on the scope of work.

It shall furthermore include the reporting of all reportable incidents in accordance with Section 24 of the Occupational Health and Safety Act.

The contractor shall also provide for the investigation of incidents and/or accidents and how similar incidents/accidents shall be avoided.

10 RESOURCES

10.1 General

In this section of his Health and Safety Plan, the Contractor will be required to state how he intends to comply with the requirements of the Occupational Health and Safety Act, 1993, Regulation 6 for Hazardous Biological Agents read with COVID-19 OHS Directives and all its Regulations and related incorporated standards with regards to the resources and facilities intended for use on the temporary and permanent Works.

10.2 Employees

10.2.1 Inspectors, supervisors and Issuers

The Contractor shall provide in his Health and Safety Plan his intended Staffing Organogram for the Works. The organogram should include those inspectors, supervisors and issuers as envisaged in the Construction Regulations, 2014 required for the Works and any additional supervisory staff members as the Contractor (having taken the scope of the Works into account) considers necessary.

Copies of the supervisory staffs' curriculum vitae or portfolio of evidence and their appointment letters should be appended to the Contractor's Health and Safety Plan.

The Contractor's Health and Safety Plan should in addition cover at least the following aspects:

- The number of unskilled, semi-skilled and skilled (including Foreman, Charge hands, Artisans, Operators, Drivers, Clerks, Storeman and Team Leaders) employees he intends employing on the Works,
- The health and safety training to be provided to the Contractor's employees,
- The programme of the health and safety training,
- Systems for the review of the effectiveness of the training provided, and
- Systems to determine further training requirements throughout the construction period.

In preparing his Health and Safety Plan, the Contractor shall ensure compliance with Clause PS 22 in Section 4.2 of the Project Specifications.

Pro-forma letters of appointment for the various inspectors, supervisors and issuers as contemplated in the Construction Regulations, 2014 are included in Annexure 1 to this specification for use by the Contractor. The Contractor shall ensure that he includes in his Health and Safety Plan the appointment letters for all his inspectors, supervisors and issuers appointed for the Works.

10.2.2 Subcontractors

The Contractor shall with reference to the use of subcontractors on the Works and without limiting his obligations, cover at least the following matters in his Health and Safety Plan:

- The steps intended to ensure that his Subcontractors prepare, implement and maintain Health and Safety Plans,
- How health and safety information will be made available to his Subcontractors when changes are brought about to the design,
- How he intends determining that his Subcontractors are registered and in good standing with the compensation fund or with a licensed compensation insurer prior to the commencement of the Works,
- How he intends determining if his Subcontractors have made provision in their tenders for the cost of health and safety measures during the construction of the Works,
- How he intends satisfying himself on the competencies and resources of Subcontractors he intends appointing, and
- How he intends ensuring that his Subcontractors perform risk assessments prior to commencing their respective portions of the Works.

10.2.3 Competencies

The Contractor shall establish if a person is competent to perform a certain duty or be appointed in a certain capacity by requesting all candidates to supply the required certificates of competency. Where certificates of competencies cannot be delivered, the Contractor shall request a portfolio of evidence from the respective candidates.

Contractors should do enquiries at the South African Qualifications Authority (SAQUA) relating to the qualifications required for appointment of competent persons.

10.2.4 Physical and Psychological Fitness

Were required by the Occupational Health & Safety Act and its regulations the contractor shall ensure that his employees are in possession of a valid medical certificate of fitness to work in such an environment.

In terms of Section 7(8) of the Construction Regulations 2014 - A contractor must ensure that all his or her employees have a valid medical certificate of fitness specific to the construction work to be performed and issued by an occupational health practitioner in the form of Annexure 3.

10.3 Plant, Vehicles and Equipment

10.3.1 Suspended platform

The Contractor shall with reference to Section 17: Suspended platforms of the Construction Regulations, 2014, and without limiting his obligations, cover at least the following matters in his Health and Safety Plan:

- How he intends complying with SABS 1808 and SABS 1903,
- What systems he intends using to ensure the safety of all suspended platforms,
- What tests will be performed to establish the safety of suspended platforms,
- How he intends maintaining suspended platforms being used, and

- How he will document the design, testing, maintenance and inspections of the suspended platforms.

10.3.2 Rope Access Work

The Contractor shall with reference to Section 18: Rope Access Work of the Construction Regulations, 2014, and without limiting his obligations, cover at least the following matters in his Health and Safety Plan:

- Explain what systems he intends using to ensure the safety of employees,
- Explain how he intends maintaining the different types of equipment to be use,
- What tests will be performed to establish the durability and safety of the equipment, and
- How he will document the design, testing, maintenance and inspections of all rope access works.

10.3.3 Material hoists

The Contractor shall with reference to Section 19: Materials Hoist, of the Construction Regulations, 2014, and without limiting his obligations, cover at least the following matters in his Health and Safety Plan:

- How he intends confirming the construction stability of the material hoists,
- What systems he intends using to ensure the safety of all material hoists,
- What tests will be performed to establish the safety of all material hoists,
- How he intends maintaining the material hoists being used, and
- How he will document the design, testing, maintenance and inspections of all material hoists and
- What safety procedures and precautions are envisaged to ensure safe operation of the materials hoists.

10.3.4 Batch Plants/Bulk Mixing Plants

The Contractor shall with reference to Section 20: Bulk Mixing Plant of the Construction Regulations, 2014, and without limiting his obligations, cover at least the following matters in his Health and Safety Plan:

- What systems he intends using to ensure the safety of all batch plants,
- How he intends maintaining the batch plants in use, and
- How he will document the design, testing, maintenance and inspections of batch plants in use.

10.3.5 Explosive Actuated Fastening Devices

The Contractor shall with reference to Section 21: Explosive actuated fastening devices, of the Construction Regulations, 2014, and without limiting his obligations, cover at least the following matters in his Health and Safety Plan:

- How he intends controlling the issuing of explosive powered tools,
- How he intends implementing safety procedures prior to use of explosive powered tools, and
- What safety measures will be required during the use of explosive powered tools.

10.3.6 Cranes

This section of the specification shall be read in conjunction with the provisions of the Driven Machinery Regulations, 1988.

The Contractor shall with reference to Section 22: Cranes, of the Construction Regulations, 2014 and without limiting his obligations, cover at least the following matters in his Health and Safety Plan:

- How will environmental factors be considered in respect to the use of cranes,
- What systems he intends using to ensure the safety of all cranes in use,
- How he intends maintaining cranes in use,
- What tests will be performed to establish the safety of all cranes in use,
- What safety procedures and precautions are envisaged to ensure the safe operation of all cranes in use,
- How he will document the design, testing, maintenance and inspections of all cranes in use, and
- The contractor shall proof compliance of the Driven Machinery Regulation, 1988, with reference to the lifting machinery and tackle being used.

10.3.7 Construction vehicles and mobile plant

The Contractor shall with reference to Section 23: Construction vehicles and mobile plant of the Construction Regulations, 2014, and without limiting his obligations, cover at least the following matters in his Health and Safety Plan:

- How he intends ensuring that construction vehicles and mobile plant are:
  - Of acceptable design and construction,
  - Maintained and in good working order,
  - Used according to design specifications, and
  - Are protected from falling into excavations, water or areas lower than the working surfaces,
- How he intends ensuring that workers are trained, authorised and physically fit to operate construction vehicles and mobile plant,
- What traffic arrangements and safety precautions will be implemented to ensure safe operation of construction vehicles and mobile plant on the Works, and
- How he intends safeguarding employees against construction vehicles and mobile plant moving on the construction site.

10.3.8 Electrical Installation and Machinery on construction sites

This section of the specification shall be read in conjunction with the provisions contained in the Electrical Installation Regulations, 2009.

The Contractor shall with reference to Section 24: Electrical Installation and machinery on construction sites of the Construction Regulations, 2014, and without limiting his obligations, cover at least the following matters in his Health and Safety Plan:

- How he intends safeguarding employees against electrical cables or apparatus under, over or on site, and
- How he will ensure that electrical installations are of adequate strength to withstand working conditions on a construction site.

10.3.9 Ladders

The Contractor shall with reference to Section 13A of the General Safety Regulations and without limiting his obligations, cover at least the following matters in his Health and Safety Plan:

- How he intends ensuring that ladders used are safe and constructed of materials approved for its intended use, and
- What precaution will be made to ensure the stability of ladders in use.

11. MEDICAL FITNESS OF EMPLOYEES

In this section the contractor shall with reference to Section 7(8) of the Construction Regulations, 2014, be required to describe the procedures by which employee's status of their health is determined (Entry Medicals).

The contractor shall also provide in detail the procedures by which the health of employees is monitored through a Medical Surveillance procedure.

The contractor must also provide for exit medicals in order to determine if the health of an employee have deteriorated during his/her duration of employment.

12. EMPLOYEE FACILITIES

In this section the contractor shall with reference to the Facilities Regulations 2004, as well as Section 30 of the Construction Regulations 2014, be required to provide employees with the required facilities.

The contractor shall indicate exactly what facilities shall be provided.

The contractor shall also indicate how the facilities shall be maintained (cleaning and sanitizing)

Emphasis must be placed on the provisioning of toilet facilities, the maintenance services thereof and the provisioning of drinking water

13. MATERIALS

13.1 General

In this section of his Health and Safety Plan, the Contractor will be required to state how he intends to comply with the requirements of the Occupational Health and Safety Act, 1993 and all its regulations and related incorporated standards with regards to the design, supply, storage and erection of materials used for the temporary and permanent Works.

13.2 Fall Protection Equipment

The Contractor shall with reference to Section 10: Fall Protection Equipment of the Construction Regulations, 2014, and without limiting his obligations, cover at least the following matters in his Health and Safety Plan:

- Compilation of a fall protection plan,
- How the fall protection plan will be implemented and maintained,
- How employees will be screened and declared medically fit to work in areas where fall protection equipment is needed,
- How the safeguarding of persons, plant, vehicles, equipment and facilities on the construction site is contemplated,
- Training of staff working at heights and in the use of fall protection equipment,
- How a continuous assessment of the situation will be executed,
- How fall protection equipment will be inspected for safety, and
- How corrective actions will be implemented
- Emergency plans and procedures for treatment of incidents relating to falls from height.

13.3 Scaffolding

The Contractor shall with reference to Section 16: Scaffolding of the Construction Regulations, 2014, and without limiting his obligations, cover at least the following matters in his Health and Safety Plan:

- How compliance with SABS 085 will be ensured,
- How scaffolding in use will be maintained,
- What systems are intended to ensure the safety of scaffolding used, and
- What tests will be performed to establish the safety of scaffolding used
- Training plan for scaffold erectors and inspectors.

13.4 Use and temporary storage of flammable liquids on construction sites

This section of the specification shall be read in conjunction with the provisions for the use and storage of flammable goods as determined in the General Safety Regulations.

The Contractor shall with reference to Section 25: Use and temporary storage of flammable liquids on construction sites of the Construction Regulations, 2014, and without limiting his obligations, cover at least the following matters in his Health and Safety Plan:

- How flammable liquids will be stored to minimize the risk of fire or explosions,
- How the contractor will identify a flammable store
- What safety precautions will be employed if ventilation of the flammable store is not possible,
- How access to flammable stores will be controlled,
- How empty vessels used for the storage of flammable liquids will be disposed of,
- What quantity of flammable liquids will be stored on the construction site,
- What systems are intended to ensure the safe storage of flammable liquids, and
- What retaining methods will be used to prevent the spreading of any spillage.

13.5 Stacking and storage

This section of the specification shall be read in conjunction with the provisions for the stacking of articles contained in the General Safety Regulations.

The Contractor shall with reference to Section 28 Stacking and storage on construction sites of the Construction Regulations, 2014, and without limiting his obligations, cover at least the following matters in his Health and Safety Plan:

- Who will supervise the stacking and storage of materials on site, and
- What systems are intended to ensure the safe stacking and storage of materials on the site

13.6 Personnel Safety Equipment and Facilities

The Contractor shall comply with Section 2 of the General Safety Regulations and shall in particular provide all necessary personnel protective equipment for his personnel for the duration of the construction period. To this end the Contractor shall without limiting his obligations indicate in his Health and Safety Plan:

- Identify training requirements in the Contractors Training plan in the use and maintenance of personal protective equipment,
- The type of personnel safety equipment he will provide,
- How he intends issuing it to his employees, and
- How he will maintain the personnel safety equipment issued.

13.7 First Aid, Emergency Equipment and Procedures

The Contractor shall comply with Section 3 of the General Safety Regulations regarding first aid, emergency equipment and procedures.

14. CATEGORIES OF WORK

In this section of his Health and Safety Plan, the Contractor will be required to state how he intends to comply with the requirements of the Occupational Health and Safety Act, 1993 and all its regulations and related incorporated standards with regards to the execution of the following categories of work.

14.1 General

The Contractor shall, without limiting his obligations, cover at least the following matters in his Health and Safety Plan under this category of work:

14.1.1 Construction welfare facilities

Contractors will be required to adhere to Section 30: Construction welfare facilities of the Construction Regulations, 2014.

This regulation must be read in conjunction with the provisions of the Facilities Regulations, 2004 (as amended) and SANS 0400.

The Contractor must discuss the following in detail in his safety plan:

- How will the Contractor establish the amount of facilities required for employees to shower, change, eat and attend to sanitary needs
- What measures will the employer take to house employees on site who lives far form their residences or for the provision of transport

14.1.2 Environmental regulations for workplaces

The Contractor shall comply with the Environmental Regulations for Workplaces, 1987, and shall address the following aspects as described in the regulations in his Health and Safety plan:

- Thermal requirements,
- Lighting,
- Windows,
- Ventilation,
- Housekeeping,
- Noise and hearing conservation,
- Precautions against flooding, and
- Fire precautions and means of egress.

14.1.3 Housekeeping on construction sites

Contractors will be required to adhere to Section 27: Housekeeping on construction sites, of the Construction Regulations, 2014.

This regulation must be read in conjunction with the provisions of the Environmental Regulations for Workplaces, 1987 (as amended).

The Contractor must discuss the following in detail in his safety plan:

- How will contractors ensure the neatness of construction sites
- What measures does the Contractor envisage to
  - Store and/or stack materials,
  - Remove debris from site,
  - Prevent unauthorized entrance to the site
  - Protect employees or passers-by from falling objects

14.1.4 Fire precaution on construction sites

Contractors will be required to adhere to Section 29: Fire precautions on construction sites, of the Construction Regulations, 2014.

This regulation must be read in conjunction with the provisions of the Environmental Regulations for Workplaces, 1987 (as amended).

The Contractor must discuss the following in detail in his safety plan:

- How the Contractor will minimize the risk of fire on the site
- How the Contractor will identify potential fire hazards
- What prohibitions the Contractor will implement to manage risk areas
- How many employees the Contractor will train in fire fighting
- What organization the Contractor envisage to combat fires on sites
- What precautions and procedures will be followed to evacuate employees in the case of a fire

14.1.5 Water Environments

The Contractor will be required to adhere to Section 26: Water Environments, of the Construction Regulations, 2014.

The Contractor must discuss the following in detail in his safety plan:

- What precautions will the Contractor take to identify dangers where employees may fall into water
- What safety procedures and equipment will the Contractor implement to safeguard employees working at water environments

14.1.6 Structures

The Contractor will be required to adhere to Section 11: Structures, of the Construction Regulations, 2014.

The Contractor must discuss the following in detail in his safety plan:

- Explain what controls, test or precautions will be made to prevent structures from collapsing during construction,
- The Contractor shall indicate what steps will be taken and implemented to ensure that structures or parts thereof will not be loaded in such a manner that it may collapse, and
- What procedures does the Contractor envisage to implement in order to obtain all relevant data on structures before commencement of construction work.

14.1.7 Hazardous Chemical Substances

The Contractor will be required to adhere to the Regulations for Hazardous Chemical Substances 1995 as amended in the handling and storage cement of and other hazardous chemical substances.

The Contractor must discuss the following in detail in his safety plan in respect of each hazardous chemical substance that will be used in the works:

- Storage of substance
- Handling of substance
- Protective clothing and other devices to be used while handling the substance
- Medical surveillance.

14.1.8 Hazardous biological agents (Contaminated areas, surfaces & equipment, tools); (Contaminated Personal Protective Equipment & Clothing)

The Contractor will be required to adhere to Regulations for Hazardous Biological Agents read with COVID-19 OHS Directives.

The Contractor must discuss the following in detail in his safety plan in respect of each hazardous biological agents:

- Prevent exposure
- Decontaminating
- Sanitisation;
- Screening & testing;
- Isolating and quarantining;
- Engineering controls;
- Training& information;
- Safety symbolic signs;
- Provision of hand washing facilities & soap;
- Inspection of equipment;

- Competent person;
- Safe work and operating procedures;
- Personal Protective Equipment & Clothing

14.2 Site Clearance

The Contractor shall, without limiting his obligations, cover at least the following matters in his Health and Safety Plan under this category of work:

14.2.1 Demolition work

Contractors will be required to adhere to Section 14: Demolition work, of the Construction Regulations, 2014.

The Contractor shall discuss the following in detail in his safety plan:

- Briefly explain how he will safeguard people and property during and after demolition works
- Briefly explain how he will protect staff from dangerous situations
- Discuss the methods proposed to safeguard the public and property against harm during demolition works
- Discuss what type of equipment he envisages to use during demolition work
- How will the Contractor ensure the safety of equipment used during demolition work
- What steps will the Contractor deem necessary to take where hazardous materials is encountered
- Dust control measures
- Noise control measures

14.3 Earthworks

The Contractor shall, without limiting his obligations, cover at least the following matters in his Health and Safety Plan under this category of work:

14.3.1 Excavation work

Contractors will be required to adhere to Construction Regulation 13: Excavation work, of the Construction Regulations, 2014.

The Contractor must discuss the following in detail in his safety plan:

- How will the Contractor establish the stability of ground prior to excavations,
- What steps will the Contractor follow to ensure that bolstering, shoring and bracing is sufficient to ensure the safety of the excavation, and
- What steps will the Contractor follow to ensure the equipment used to safeguard an excavation is sufficient and safe.

14.4 Concrete

The Contractor shall, without limiting his obligations, cover at least the following matters in his Health and Safety Plan under this category of work:

14.5 Welding, flame cutting, grinding, soldering or similar operations

The Contractor shall comply with Section 9 of the General Safety Regulations, with regards to the welding, flame cutting, grinding, soldering or similar operations associated with pipework.

15. IMPLEMENTATION OF CONTRACTOR'S HEALTH AND SAFETY PLAN

15.1 General

The Contractor shall describe in his Health and Safety Plan how he intends implementing his plan.

The Contractor shall indicate the methods he intends using to ensure accurate record keeping of all critical elements identified in his risk assessment and covered in his Health and Safety Plan.

The Contractor shall indicate how internal audits will be carried out, how shortcomings will be addressed, how he intends to review the safety plans, how he would train staff and how he would implement the findings and recommendations of internal audits or inputs of employees.

15.2 Administrative Systems

The Contractor's administrative system shall without limiting his obligations, cover the following:

- Up-keep of a safety file on site,
- Maintenance of his Health and Safety plan,
- Procedures to follow for the appointment of competent persons,
- Application of construction work permits or Notification of construction work
- Submit the Notification of Construction to the provincial director
- Provide a valid Letter of Good Standing
- Procedures to follow for notifications,
- Injury on duty [IOD] administration,
- Recording of minutes of safety meetings,
- Recording of checklists,
- Safe keeping of checklists, and
- Internal audits.

The Contractor shall in particular ensure that a copy of the Occupational Health and Safety Act,1993 and its Regulations is available on the site and is easily accessible by employees.

15.3 Reporting Systems

The Contractor shall comply with Section 9 of the General Administrative Regulations, 2003 and shall in particular (in accordance with section 12) furnish an inspector with information relating to health and safety on the construction site, when requested to do so.

The Contractor shall notify the Employer of any investigations, complaint or criminal charge which may arise as a consequence of the provision of the Occupational Health and Safety Act, (Act 85 of 1993) and its Regulations, pursuant to work performed in terms of this Contract.

15.4 Training

The Contractor shall train all his employees in accordance with the requirements of section 13 of the Occupational Health and Safety Act, 1993. The Contractor shall ensure that every employee is informed of the following:

- The hazards of any work he must perform or plant machinery or equipment he is permitted to use, and
- The precautionary measures which should be taken regarding the above.

The Contractor shall, without limiting his obligations, indicate in his Health and Safety Plan how he intends:

- Identifying the training needs of the personnel he intends employing, and
- Implementing the training identified
- What proof of induction training will be carried by his employees (e.g., laminated type identification card)?

15.5 Safety Meetings

The Contractor shall conduct at least one formal safety meeting per month with his employees to ensure safety awareness and shall maintain appropriate records of attendance and meeting content. Such records shall be made available to the Employers Safety Agent. Such meetings shall address at least the following:

- Accident / safety incidents
- Hazardous conditions
- Hazardous biological agents
- Hazardous materials / substances
- Job or work projections
- Work procedures
- Protective clothing / equipment
- Housekeeping
- General safety topics

15.6 Inspections and Monitoring

The Contractor shall be required to inspect each workplace prior to works commencing to ensure that all protective equipment is in place and that by entering the workplace no person will be exposed to any hazard which could affect his health or safety. The Contractor shall without limiting his obligations, indicate the following in his Health and Safety Plan:

- The inspection and monitoring procedures he intends employing to determine the safety of workplaces, and
- Who will be responsible for the checking of each workplace at the commencement of each shift.

The Contractor shall include in his Health and safety Plan all the checklists he intends using during the inspection and monitoring of the implementation of his Health and Safety Plan.

The Contractor can expect inspections of the works by any of the following parties:

- The Employer or his Safety Agent,
- The Employer’s Occupational Safety Officer, or
- The designated officer serving in the Department of Manpower and appointed by the Minister as Chief Inspector or his representative.

In addition to site inspections performed by the Employer or his safety agent they shall also do audits and asses the safety situation at the works and investigate incidents. Follow-up inspections will be performed to ensure compliance to recommendations done.

The Employer, his Safety Agent or his Occupational Safety Officer may stop the work at any time under the following conditions:

- If the Contractor is not compliant with his Health and Safety Plan
- Imminent threat to the health and safety of any person on site
- Continuous non-conformance to corrective action requests.

Inspections by the Chief Inspector or his representative will be by appointment and the purpose would be to investigate complaints received by the Inspector or to investigate serious incidents.

The Chief Inspector or his representative may issue prohibition notices to stop the activities at the works until the situation investigated has been resolved or he may issue an improvement notice whereby the Contractor will have a period to rectify any hazard identified by the inspector.

16. AUDITING

16.1 Internal Audits

CR

The audits contemplated in CR 5(1)(o) of the Construction Regulations,2014 will be carried out by the Employer or his appointed Safety Agent.

The intervals for the audits shall be agreed between the Contractor and the Employer or his Safety Agent during the preparation of the Contractor's Health and Safety Plan, but shall be carried out at least once every month or at such shorter interval that an inspector may require. The Employer or his Safety Agent shall provide at least 7 calendar days' notice prior to the conducting of an audit.

The findings of each audit will be made known to the Contractor and the Employer in a report prepared by the Employer or his Safety Agent and will be submitted to all parties within seven working days of the respective audit being completed. Any shortfalls identified will be documented in the audit report together with the Contractor's proposals to rectify the same. All audit reports will be filed in the Health and Safety File.

A date for a follow up audit will be negotiated with the Contractor to verify the implementation of all actions to rectify shortfalls as identified in the audit report.

The Contractor will ensure that the same arrangement detailed above be implemented with his Contractors to ensure his compliance with the Construction Regulations as contemplated in Section 7

16.2 Audits by Employer or Safety Agent

The Employer or Safety Agent will be entitled to carry out additional audits or follow-up audits, as the case may be, at any time during the construction period provided that:

i) The audit or follow-up audit are carried out during ordinary working hours, and

ii) The Employer or Safety Agent gives the Contractor at least 24 hours' notice of his intention to carry out such audits.

The Contractor's employees will be present during any audit carried out by the Employer or his Safety Agent.

17. MEASUREMENT AND PAYMENT

17.1 Measurement and Payment

17.1.1 The scheduled items for health and safety will be as specified in clause 31 of section 001 of the Standard Specifications.

17.1.2 The Contractor shall price all items scheduled in this section of the schedule of quantities to enable the Employer to comply with clause 4.1.(h) of the contract. Failure by the Contractor to price these items will force the Employer to reject the Contractor's tender in terms of clause 4.(4) of the contract.

ANNEXURE 1

APPOINTMENT LETTERS

Company Logo

Company Name
Company Address
Company Address
Code

Attention: (***Assistant Construction Supervisor's Name)***

APPOINTMENT OF THE ASSISTANT CONSTRUCTION SUPERVISOR IN TERMS OF CONSTRUCTION REGULATION 8(8)

I, **(*contractor's name)*** hereby appoint **(*assistant construction supervisor's name)*** as the assistant supervisor responsible for **(*site address)*** to carry out the construction work of ***(description of construction work and area of responsibility).***

In terms of this appointment, you are required to ensure that all construction work performed under your supervision is carried out as follows:

1. By persons suitably trained and competent to do such work;
2. That all persons are aware and understand the hazards attached to the work being carried out;
3. That the required risk assessments are carried out;
4. That precautionary measures are identified and implemented;
5. That discipline is enforced at the construction site at all times;
6. That all identified statutory requirements are met; and
7. That any other interest in terms of health and safety with respect to the responsible area is met.
8. You will accept the duties of the Construction Supervisor in his absence.

You are required to report any deviations of the above-mentioned instruction to **(*construction supervisor's name)*** and in his absence to the contractor's representative.

This appointment is valid from ***(date)*** to the completion of the stipulated construction work.

You shall submit a written weekly report any non-compliance with the construction Regulations, 2014.

_____ _____ _____
Contractor's Representative full name Signature Date
……

Kindly confirm your acceptance of this appointment by completing the following:

I, ***(assistant construction supervisor)*** understand the implications of the appointment as detailed above and confirm my acceptance.

_____ _____ _____
Assistant construction supervisor's full name Signature Date

Company Logo

Company Name
Company Address
Company Address
Code

Attention: (***Safety Officer's Name)***

APPOINTMENT OF THE CONSTRUCTION HEALTH AND SAFETY OFFICER IN TERMS OF CONSTRUCTION REGULATION 8(5)

I, **(*contractor's name)*** hereby appoint **(*safety officer's name)*** as the Construction Health and Safety Officer responsible for **(*site address)*** to manage all the health and safety issues as required in terms of the Act by establishing a health and safety program with elected health and safety Representatives.

You shall ensure that all the requirements in terms of the Act and in particular in terms of the Construction Regulations, 2014 are met. You shall also ensure that all appointed sub-contractors comply with the requirements as stipulated in the Construction Regulations, 2014.

You shall further ensure that all records, registers and required lists are maintained and shall stop construction work upon identifying any non-compliance by any contractor; this includes stopping any work should the competency of the person carrying out such work be questionable.

This appointment is valid from (***date****)* to the completion of the stipulated construction work.

_____ _____ _____
Contractor's Representative full name Signature Date

……

Kindly confirm your acceptance of this appointment by completing the following:

I, **(*construction health and safety officer's name)*** understand the implications of the appointment as detailed above and confirm my acceptance.

_____ _____ _____
Construction Health & Safety Officer's full name Signature Date

Company Logo

Company Name
Company Address
Company Address
Code

Attention: ***(Construction Vehicle and Mobile Plant Inspector)***

APPOINTMENT OF THE CONSTRUCTION VEHICLE AND MOBILE PLANT INSPECTOR IN TERMS OF CONSTRUCTION REGULATION 23(1)(k)

I, **(*contractor's name)*** hereby appoint (***construction vehicles and mobile plant inspector's name****)* as the construction vehicles and mobile plant inspector responsible for (***site address****)* to inspect on a daily basis all construction vehicles and mobile plant, as per the provided checklist.

You shall ensure that when becoming aware of any health and safety hazards in respect to construction vehicles and mobile plant that these hazards are reported in writing to the Construction Health and Safety Officer and Construction supervisor and the necessary precautionary measures are taken and enforced.

You shall further ensure that the requirements of the Construction Regulations, 2014 are at all times met.

This appointment is valid from (***date****)* to the completion of the stipulated construction work.

_____	_____	_____
Contractor's Representative full name	Signature	Date

……

Kindly confirm your acceptance of this appointment by completing the following:

I, **(*construction vehicles and mobile plant inspector's full name)*** understand the implications of the appointment as detailed above and confirm my acceptance.

_____	_____	_____
Construction vehicles and mobile plant inspector's full name	Signature	Date

Company Logo

Company Name
Company Address
Company Address
Code

Attention: (***Sub-Contractor's Name)***

APPOINTMENT OF SUB-CONTRACTOR IN TERMS OF THE CONSTRUCTION REGULATION 7(1)(c)(v)

I, ***(contractor's name)*** hereby appoint ***(sub-contractor's name)*** as the sub-contractor responsible for ***(site address)*** to carry out the construction work of ***(description of construction work)***.

You shall ensure that you meet all the requirements in terms of the Act and in particular in terms of the section 37(2) agreement and the Construction Regulations, 2014. You shall also ensure that all contractors appointed by yourself and reporting to you comply with the requirements as stipulated in the Construction Regulations, 2014.

You shall also ensure that all the information and specifications to ensure that the construction work is carried out in a safe manner are carried over to all contractors appointed and reporting to you.

You shall further ensure that all records, registers and required lists are maintained and that all persons appointed to carry out tasks as stipulated by these regulations are competent and have the necessary resources to complete their tasks effectively in such a manner that health and safety is not in any manner compromised.

This appointment is valid from (***date)*** to the completion of the stipulated construction work.

You shall submit a written weekly report on all shortfalls that have not been met in terms of these regulations.

_____ _____ _____
Contractor's Representative full name Signature Date

Kindly confirm your acceptance of this appointment by completing the following:

I, (***sub-contractor's name)*** understand the implications of the appointment as detailed above and confirm my acceptance.

_____ _____ _____
Sub-Contractor's Representative full name Signature Date

Company Logo

Company Name
Company Address
Company Address
Code

Attention: (***Construction Supervisor's Name)***

APPOINTMENT OF THE CONSTRUCTION SUPERVISOR IN TERMS OF CONSTRUCTION REGULATION 8(7)

I, ***(contractor's name)*** hereby appoint ***(construction supervisor's name)*** as the Supervisor responsible for ***(site address)*** to carry out the construction work of ***(description of construction work and area of responsibility)***.

In terms of this appointment, you are required to ensure that all construction work performed under your supervision is carried out as follows:

1. By persons suitably trained and competent to do such work;
2. That all statutory appointments have been completed;
3. That, where required, health and safety committees are established and that meetings are accordingly held;
4. That all persons are aware and understand the hazards attached to the work being carried out;
5. That the required risk assessments are carried out;
6. That precautionary measures are identified and implemented;
7. That discipline is enforced at the construction site at all times;
8. That all identified statutory requirements are met; and
9. That any other interests in terms of health and safety with respect to the responsible area is met.
10. You will in writing delegate your duties to the Assistant Construction Supervisor while absent from site.

You are required to report any deviations of the above-mentioned instructions to **(*contractor's name)***. This appointment is valid from ***(date)*** to the completion of the stipulated construction work. You shall submit a written weekly report on all shortfalls that have not been met in terms of these regulations.

_____	_____	_____
Contractor's Representative full name	Signature	Date

Kindly confirm your acceptance of this appointment by completing the following:

I, ***(construction supervisor)*** understand the implications of the appointment as detailed above and confirm my acceptance.

_____	_____	_____
Construction Supervisor's full name	Signature	Date

Company Logo

Company Name
Company Address
Company Address
Code

Attention: (***Excavation Work Supervisor's Name)***

APPOINTMENT OF THE EXCAVATION WORK SUPERVISOR IN TERMS OF CONSTRUCTION REGULATION 13(1)(a)

I, ***(contractor's name)*** hereby appoint ***(excavation work supervisor's name)*** as the excavation work supervisor responsible for ***(site address)*** to supervise and carry out all the necessary inspections in terms of all excavation work as per the provided checklist.

You shall ensure that when becoming aware of any health and safety hazards in respect to excavation work that that these hazards are reported in writing to the Construction Health and Safety Officer and Construction supervisor and the necessary precautionary measures are taken and enforced.

You shall further ensure that the requirements of the Construction Regulations are at all times met.

This appointment is valid from ***(date)*** to the completion of the stipulated construction work.

_____ _____ _____
Contractor's representative full name Signature Date

Kindly confirm your acceptance of this appointment by completing the following:

I, **(*excavation work supervisor's full name)*** understand the implications of the appointment as detailed above and confirm my acceptance.

_____ _____ _____
Excavation Work Supervisor full name Signature Date

Company Logo

Company Name
Company Address
Company Address
Code

Attention: ***(Ladder Inspector's Name)***

APPOINTMENT OF THE LADDER INSPECTOR IN TERMS OF GENERAL SAFETY REGULATIONS 13A (1)

I, ***(contractor's name)*** hereby appoint (***ladder inspector's name)*** as the ladder inspector responsible for **(*site address*)** to manage ladders on site. You should inspect the ladders as per the checklist at least once a week.

You shall ensure that when becoming aware of any health and safety hazards in respect to ladders that these hazards are reported in writing to the Construction Health and Safety Officer and Construction supervisor and the necessary precautionary measures are taken and enforced.

You shall further ensure that the requirements of the Construction Regulations, 2014 are at all times met.

This appointment is valid from **(*date)*** to the completion of the stipulated construction work.

_____ _____ _____
Contractor's representative full name Signature Date

Kindly confirm your acceptance of this appointment by completing the following:

I, **(*ladder inspector's full name)*** understand the implications of the appointment as detailed above and confirm my acceptance.

_____ _____ _____
Ladder inspector's full name Signature Date

Company Logo

Company Name
Company Address
Company Address
Code

Attention: ***(Risk Assessor's Name)***

APPOINTMENT OF THE CONSTRUCTION SITE RISK ASSESSOR IN TERMS OF CONSTRUCTION REGULATION 9(1)

I, ***(contractor's name)*** hereby appoint ***(risk assessor's name)*** as the construction site risk assessor responsible for ***(site address)*** to carry out risk assessments prior to the commencement of construction work and any other risk assessment that may be required for the duration of the construction work.

You shall ensure that all risks are identified and analyzed and that safe working procedures are drafted and implemented to reduce, mitigate or controls the hazards that were identified.

You will at least use the risk evaluation program with the provided checklists.

This appointment is valid from **(*date)*** to the completion of the stipulated construction work.

_____	_____	_____
Contractor's representative full name	Signature	Date

Kindly confirm your acceptance of this appointment by completing the following:

I, **(*construction site risk assessor's name)*** understand the implications of the appointment as detailed above and confirm my acceptance.

_____	_____	_____
Construction site Risk Assessor's full name	Signature	Date

Company Logo

Company Name
Company Address
Company Address
Code

Attention: ***(Scaffolding Supervisor's Name)***

APPOINTMENT OF THE SCAFFOLDING SUPERVISOR IN TERMS OF CONSTRUCTION REGULATION 16(1)

I, ***(contractor's name)*** hereby appoint **(*scaffolding supervisor's name*)** as the scaffolding supervisor responsible for **(*site address)*** to supervise and carry out all the necessary inspections in terms of all scaffolding work. (Whether newly erected, altered or moved as per the provided checklist)

You shall ensure that when becoming aware of any health and safety hazards in respect to scaffolding work that these hazards are reported in writing to the Construction Health and Safety Officer and Construction supervisor and the necessary precautionary measures are taken and enforced.

You shall further ensure that the requirements of the Construction Regulations, 2014 are at all times met.

This appointment is valid from ***(date)*** to the completion of the stipulated construction work.

_____	_____	_____
Contractor's Representative full name	Signature	Date

Kindly confirm your acceptance of this appointment by completing the following:

I, ***(scaffolding supervisor's full name)*** understand the implications of the appointment as detailed above and confirm my acceptance.

_____	_____	_____
Scaffolding Supervisor's full name	Signature	Date

Company Logo

Company Name
Company Address
Company Address Code

Attention: ***(Stacking and Storage Supevisor's Name)***

APPOINTMENT OF THE STACKING AND STORAGE SUPERVISOR IN TERMS OF CONSTRUCTION REGULATION 28(a)

I, ***(contractor's name)*** hereby appoint ***(stacking and storage supervisor's name)*** as the stacking and storage supervisor responsible for ***(site address)*** to manage all stacking and storage on site.

You shall inspect all new stacking and thereafter as often as needed according to the checklist.

You shall ensure that when becoming aware of any health and safety hazards in respect to stacking and storage that these hazards are reported in writing to the Construction Health and Safety Officer and Construction supervisor and the necessary precautionary measures are taken and enforced.

You shall further ensure that the requirements of the Construction Regulations are at all times met. On identifying any shortfalls or hazards convey such information in writing to the construction supervisor.

This appointment is valid from ***(date)*** to the completion of the stipulated construction work.

_____ _____ _____

Contractor's Representative full name | Supervisor | Date

Kindly confirm your acceptance of this appointment by completing the following:

I, ***(stacking and storage supervisor's full name)*** understand the implications of the appointment as detailed above and confirm my acceptance.

_____ _____ _____

Stacking and Storage Supervisor's full name | Signature | Date

ANNEXURE 2

NOTIFICATION TEMPLATES

Company Logo

Company Name
Company Address
Company Address
Code

Attention: The Provincial Director
The Department of Labour
[Postal Address*]

NOTIFICATION OF CONSTRUCTION WORK ON CONTRACT [NUMBER]
[CONTRACT DESCRIPTION]

In terms of regulation 4. (1) of the Construction Regulations, 2014 promulgated on 07 February 2014 in terms of the Occupational Health and Safety Act, 1993 (Act 85 of 1993), we hereby notify you of our intention to commence construction works on the abovementioned contract, which:

- Includes the demolition of a structure exceeding a height of 3 meters,
- Includes the dismantling of fixed plant at a height greater than 3 meters,
- Will exceed 30 days or will involve more than 50-person days of construction,
- Includes excavation work deeper than 1 meter, or
- Includes working at a height greater than 3 meters above ground or a landing.

1. Parties involved on the Contract

1.1 The Principal Contractor is: [Contractor's Name]
[Contractor's postal address]
[Contractor's postal address]
Att: [Contractor's contact person and telephone number]

1.2 The Client (Employer) is: [Employer's Name]
[Employer's postal address]
Att: [Employer's contact person and telephone number]

1.3 The Client's Safety Agent is: [Safety Agent's Name]
[Safety Agent's postal address]
Att: [Safety Agent's contact person and telephone number]

1.4 The Contractor's Construction Supervisor is: [Contractor's Construction Supervisor's name and telephone number]

2. Details of the construction works

2.1 The physical address of the works is: [Physical address of works]
[Physical address of works]

2.2 The nature of the construction works is: [Provide a description of the works].

2.3 The expected commencement date of the Works is : [Insert expected commencement date]

2.4 The expected completion date of the works is : [Insert expected completion date]

2.5 The estimated maximum number of persons on the construction site:

2.6 A total of _____ contractors will be accountable to the Principal Contractor on the construction site during the execution of the Works. The names of the contractors already chosen are as follows: [Provide a list of the Contractor's subcontractors already appointed]

3. Other details

3.1 The Principal Contractor's compensation registration number is: _____

3.2 Keep a copy of this notification of construction on site for inspection.

We trust the above is in order.

Yours faithfully,

_____ _____
Signature Date

* Postal Address of Provincial Director as indicated in regulation 1 of the General Administrative Regulations, 1996.

ANNEXURE 3

IDENTIFIED HEALTH AND SAFETY HAZARDS

ANNEXURE 3: IDENTIFIED HEALTH AND SAFETY HAZARDS

In terms of Regulation 9(1) (b) of the Construction Regulations 2014 the following hazards anticipated with the scope of work have been identified.

NOTE: The list of potential hazards is by no means intended to be all inclusive and is not limited to this list, and it remains the responsibility of the Contractor to identify all possible hazards with regards to his scope of work and to put measures in place to mitigate, reduce or control these hazards.

Potential Hazards

1. Commissioning of new installations
2. Confined space entry
3. Demolition/breaking into existing structures
4. Excavation shoring / brazing
5. Excavations been flooded during rainy season
6. Explosives
7. Hazardous material handling / storage / management
8. Heat stress
9. Loading and offloading vehicles
10. Manual handling of materials
11. Plant and equipment integrity
12. Public and traffic safety
13. Requirements for plant isolations
14. Safe usage and storage of Oxygen, Acetylene and LPG cylinders
15. Scaffolding
16. Stacking and storage of equipment / materials
17. Tie-ins into existing equipment
18. Usage of compressed air and equipment
19. Work involving radioactive sources
20. Working in operational areas
21. Working on live electrical installations / sub-stations / MCC rooms
22. Working on moving equipment.
23. Contaminated areas, surfaces & equipment, tools; Contaminated Personal Protective Equipment & Clothing.

CITY OF TSHWANE
HEALTH DEPARTMENT

CONTRACT NO: HD 04-2023/24

TENDER FOR THE COMPLETION OF EXISTING INCOMPLETE LUSAKA CLINIC IN MAMELODI EXTENSION 22.

C3.9 REFERENCES TO THE SCOPE OF WORKS IN TERMS OF THE ENVIRONMENTAL MANAGEMENT PLAN

C3.9 REFERENCES TO THE SCOPE OF WORKS IN TERMS OF THE ENVIRONMENTAL MANAGEMENT PLAN

1. INTRODUCTION

The EMP will address the environmental impacts during the design, construction and operational phases of a project. Due regard must be given to environmental protection during the entire project. In order to achieve this a number of environmental specifications/recommendations are made. These are aimed at ensuring that the Contractor maintains adequate control over the project in order to:

Minimise the extent of impact during construction,
Ensure appropriate restoration of areas affected by construction.
Prevent long term environmental degradation.

The contractor must be made aware of the environmental obligations that are stipulated in this document, and declares himself/herself to be conversant of all relevant environmental legislation. The Contractor should also be aware that the Engineer will monitor the implementation of the procedures.

2. POLICY STATEMENT

The construction will be to the best management practices as identified to minimize the environmental impact of activities associated with the development.

3. OBJECTIVES OF THE EMP

The EMP has the following goals:

- Identifying those construction activities that my have a detrimental impact on the environment;
- Detailing the mitigation measures that will need to be taken, and the procedures for their implementation;
- Establishing the reporting system to be undertaken during the construction.

The EMP also serves to highlight specific requirements that will be monitored during the development and should the environmental impacts not have been satisfactory prevented or mitigated; corrective action will have to be taken. The document should, therefore, be seen as a guideline that will assist in minimising the potential environmental impact of activities.

4. DESIGNATED ENVIRONMENTAL OFFICER

For the purpose of the EMP, a nominated representative of the Contractor should be the designated environmental officer for the project. The nominated representative of the Contractor will therefore be responsible for ensuring that the provisions of the EMP are complied with. The Engineer will be responsible for issuing instructions to the Contractor where environmental considerations call for action to be taken. The environmental officer will submit monthly reports to the Engineer on site who will verify the information.

5. LEGAL REQUIREMENTS

Under normal circumstances and EMP would be the end result or the final stage in the EIA procedure. However, a working agreement was negotiated between the National Department of Environmental Affairs and Tourism (DEAT) and the City of Tshwane Metropolitan Municipality. The agreement stipulates the project types the City of Tshwane Metropolitan Municipality need to submit to DEAT for approval and those project types the City of Tshwane Metropolitan Municipality do not need to submit for approval. For those actions that do not need approval, the City of Tshwane Metropolitan Municipality undertook to compile generic EMP's to assist to minimising degradation to the area. The following project types fall in this non-approval category: periodic maintenance, special maintenance, rehabilitation and specific upgrades.

6. MITIGATION MEASURES

In setting mitigation measures, the practical implications of executing these measures must be borne in mind. With early planning, both the cost and the impacts can be minimised.

6.1 Establishment of site offices

6.1.1 Site plan

The Contractor shall provide the Engineer on site with a plan detailing the layout of site offices facilities, such as chemical toilets, areas for stockpiling of material, storage of hazardous materials and provision of containers. The site offices should not be sited in close proximity to steep areas as this will increase soil erosion. Preferred locations would be flat areas along the route. If the route traverses water courses, streams and rivers, it is recommended that the site, and in particular the ablution facilities, aggregate stockpiles and hazardous material stockpiles are located as far away as possible from any water course as possible.

The site plan shall be submitted before the site hand over meeting. Read with Standard Specifications for Municipal Civil Engineering Works: Section 001 and 002.

6.1.2 Vegetation

The vegetation surrounding the site offices is to be left as intact as possible and vegetation planted at the site should be indigenous. Only trees directly affected by the works and such others as may be indicated by the Engineer in writing, may be sawn off/removed.

The project specification for the rehabilitation of the grass cover shall be strictly adhered to. Any proclaimed weed or alien invader plant shall be cleared by hand before seeding. Read with Specifications: 104 – Landscaping and grassing.

6.1.3 Rehabilitation

The site offices will require rehabilitation at the end of the contract. All construction material, including concrete slabs and braai areas are to be removed from the site on completion of the contract. Read with Specifications Sections 001, 002 and 104.

6.1.4 Water for human consumption

Water for human consumption must be tested and treated in accordance with recommendations.

6.2 Sewage treatment

Adequate toilet facilities are to be provided. Use of the veld for this purpose shall not, under any circumstances, be allowed. The Contractor shall be entirely responsible for enforcing their use and for maintaining such latrines in a clean, orderly and sanitary condition to the satisfaction of the Engineer. Latrines shall be positioned within walking distance from wherever employees are employed on the works.

Save and effective sewage treatment will require one of the following sewage handling methods: septic tanks and soak always, dry composting toilets such as “enviro loos”, or the use of chemical toilets which are supplied and maintained by a subcontractor. The type of sewage treatment will depend on the geology of the area selected, the duration of the contract and proximity (availability) of providers of chemical toilets is to be done in consultation with the Site Engineer.

Read with Specifications 104.

6.3 Waste management

Waste management and waste minimisation must be implemented at the outset of the contract.

6.3.1 Litter

No littering by construction workers are allowed. During the construction period, the facilities shall be maintained in a neat and tidy condition and the site is to be kept free of litter. Read with Specifications Sections 001 and 002.

6.3.2 Removal of solid waste

Solid waste is to be stored in an appointed area for collection and disposal. A refuse control system must be established for the collection and removal of refuse to the satisfaction of the Engineer. Disposal of solid waste will be in a Department of Water Affairs and Forestry (DWAF) licensed landfill site.

6.3.3 Hazardous waste

Hazardous waste such as bitumen, tar, oils, etc. shall be disposed of in a Department of Water Affairs and Forestry approved landfill site. Special care must be taken when using tar products such as tar prime or pre-coating fluid to avoid water-soluble phenols form entering the ground or contaminating water.

6.4 Soil management

6.4.1 Topsoil

The contract provides for the stripping and stockpiling of topsoil from the site for later reuse. Topsoil is considered to be of a minimum thickness of $\pm$ 300 mm of the natural soil, including all the vegetation and organic matter. The areas to be cleared of topsoil shall include the storage areas. Weeds appearing on the stockpiled topsoil shall be removed by hand before seeding. Soils contaminated by hazardous substances shall be disposed of in an approved Department

of Water Affairs and Forestry waste disposal site.

6.4.2 Borrow material

The Contractor's attention is drawn to the requirements set forth by the Department of Mineral and Energy Affairs in terms of the submission of EMPR's for establishment, operation and rehabilitation of borrow pits and quarries. The cost of complying with the requirements shall be deemed to be included in existing rates in the schedule of quantities. Read with the Specification Section 203.

6.5 Discovery of archaeological sites, artifacts or graves

6.5.1 Archaeological site

If an artefact on site is uncovered, work in the immediate vicinity must be stopped immediately. The Contractor shall take reasonable precautions to prevent any person from removing or damaging any such article and shall immediately upon discovery thereof inform the Engineer of such discovery. The National Monuments Council must be contacted who will appoint an archaeological consultant. Work may only resume once clearance is given in writing by the archaeologist. Read with General Conditions of Contract.

6.5.2 Graves

If a grave on site is uncovered, work in the immediate vicinity must be stopped and an undertaker as well as the National Monuments Council should be contacted. The undertaker will place advertisements in the newspapers concerning the grave. He will also provide for the relocation of bones, should it be necessary. Read with General Conditions of Contract.

6.6 Stockpiled material

The Contractor shall so plan his activities that materials excavated from borrow pits and cuttings, in so far as possible, can be transported direct to and placed at the point where it is to be used. However, should temporary stockpiling become necessary, the areas for the stockpiling of excavated and imported material must be indicated and demarcated on the site plan and approved in writing by the engineer.

The area chosen shall be devoid of indigenous trees and shrubs. Care shall be taken to preserve all vegetation in the immediate area of these temporary stockpiles. After the stockpiled material has been removed, the site shall be reinstated as closely as possible to its original condition. All areas affected by stockpiling shall be landscaped, top soiled and grassed to the Engineer's approval and at the Contractor's cost.

Material milled out of the existing road surface that is temporarily stockpiled within the road reserve shall:

- be stockpiled so as to be as inconspicuous as possible
- be prevented form contaminating water courses,
- be cleared of weeds.

In all cases, the areas for stockpiling and disposal of construction rubble shall be approved by the Engineer before such operation commences.

Read with Series 2: Earthworks – Section 203.

6.7 Fuel, diesel and other hazardous materials

6.7.1 Hazardous materials

All hazardous materials i.e. bitumen binders shall be stored in an appointed area that is fenced and has restricted entry. Storage of bituminous products shall only take place using suitable containers to the approval of the Engineer.

Under no circumstances shall the spoiling of bituminous products on the site, over embankments, in borrow pits or any burying, be allowed. Unused or rejected bituminous products shall be taken to the supplier's production plant. No spillage of bituminous products shall be allowed on site. Affected areas shall be promptly reinstated to the satisfaction of the Engineer.

6.7.2 Fuel

Should any fuel storage tank be required on site, the Contractor shall ensure that he has complied with the necessary legal requirements for the erection of such tanks. Leakage must be avoided. The fuel and diesel must be stored in a bunded area with adequate containment (at least 1,5 times the volume of the fuel) for potential spills and leaks.

6.7.3 Oil, grease

Oil, grease and cleaning materials from the maintenance of vehicles and machinery shall be collected in a sump and sent back to the supplier or, otherwise disposed of at a registered site.

6.7.4 Cooking oil

The Contractor should ensure that sufficient fuel is available for heating and cooking purposes should this be necessary.

6.7.5 Spillages

Streams, rivers and dams must be protected from direct or indirect spillage of pollutants such as refuse, garbage, cement, concrete, sewage, chemicals, fuels, oils, aggregate, tailings, wash water, organic materials and bituminous products. In the event of a spillage, prompt action must be taken by competent instances to clear the affected area.

6.8 General considerations

Complaints received regarding activities on the construction site pertaining to the environment shall be recorded in a designated register and the response noted with the date and action taken. This record must be submitted with the monthly reports.

Any avoidable non-compliance with the above-mentioned measures may be considered sufficient ground for withholding payment of part or all amounts to be paid for the said item.

7. MEASUREMENT AND PAYMENT

The Contractor shall not be separately reimbursed or compensated in respect of his compliance

with the provisions of this part of the Scope of Works. All costs so incurred shall, save and except to the extent provided for the schedule of quantities under SECTION 001: GENERAL REQUIREMENTS AND CHARGES, be deemed to be included in the rates tendered for the various items of work listed in the schedule of quantities.

CITY OF TSHWANE
HEALTH DEPARTMENT

CONTRACT NO: HD 04-2024/25

TENDER FOR THE COMPLETION OF EXISTING INCOMPLETE LUSAKA CLINIC IN MAMELODI EXTENSION 22.

C4 SITE INFORMATION

C4.1 LOCALITY

Rephafogile Secondary School
Mlenyane Tsele St
Garden Cottage
Gladstone Seti Ave
Mkhatshua Ave
Blaq Owl Music
Mashamba Ave
Shadi Cres
Medici House
Mothogwane St
Lusaka Clinic
Angle m technologies
Ditshego St
Mlenyane Tsele St
Gladstone Seti Ave
Sandringham Gardens - Donald Gordon Centre
Lusogo St
Impendulo primary School
Thobela St
Mathengu St
Valley Vista
Ramokaka Cres
Umhlanga Manors - Saint Ives
Unm supermarket
Image © 2024 Airbus

C4.2 SOIL CONDITIONS

Soil Conditions

Based on the fieldwork, the area of investigation shows that the underlying in-situ materials are similar. The soil profile within the area is summarized below.
The study area will be classified according to the classification system given by SANS10400: 2012-H. The results are described in the following sub-section.
The average natural topsoil cover is less than 100mm underlain by in-situ clayey sand, classified as G8/G9 (according to COLTO: 1998), up to a maximum depth of 1.6m below the existing ground level.
The Atterberg limits indicate an average Plasticity Index of more than 12. Based on SANS10400-H Foundations classification system, the area of the site can be classified as SITE CLASS H1..

The following methods of groundwater control are recommended for use on this project:
No perched water table or zones of seepage were observed in any of the test pits throughout the area of investigation at 1.6 m depth.
The surface run off from the site may be channelled towards the Western part of the site to follow the natural slope of the terrain.
A most important factor in the promotion of a stable site is the control and removal of both surface and ground water from the site. It is important that the design allows for the drainage of accumulated surface water. Such water should be directed towards the natural drainage lines on the site. Disposal of storm water should in any case conform to the local authority's requirements. Rainwater ponding from the roof should be directed away from the foundations as it may penetrate to the foundation, and not be left close to the foundation alignment as on picture below.
The proximity of the nearby roads is a potential hazard and any dewatering measure must be controlled and monitored by piezometers to ensure that stabilising of the roads is maintained.

Conclusion and Recommendation

- The site is underlain by silty/clayey sand material throughout the area of investigation from the existing ground level up to a depth of 1.6m below existing ground level.
- No perched water levels were present during the investigations.
- Excavations of the material on site will pose no problem as the material classify as soft to intermediate excavation.
- The area of investigation is dominated by clayey sand material which is not suitable for use as backfill during construction.
- Remove in-situ material to 1,0 m beyond the perimeter of the building to a depth of 1,5 times the widest foundation or to a suitable soil horizon and replace with material compacted to 93 % MOD AASHTO density at –1 % to +2 % of optimum moisture content.
- Normal construction with lightly reinforced strip footings and light reinforcement in masonry.
- Site drainage, plumbing and services precaution.

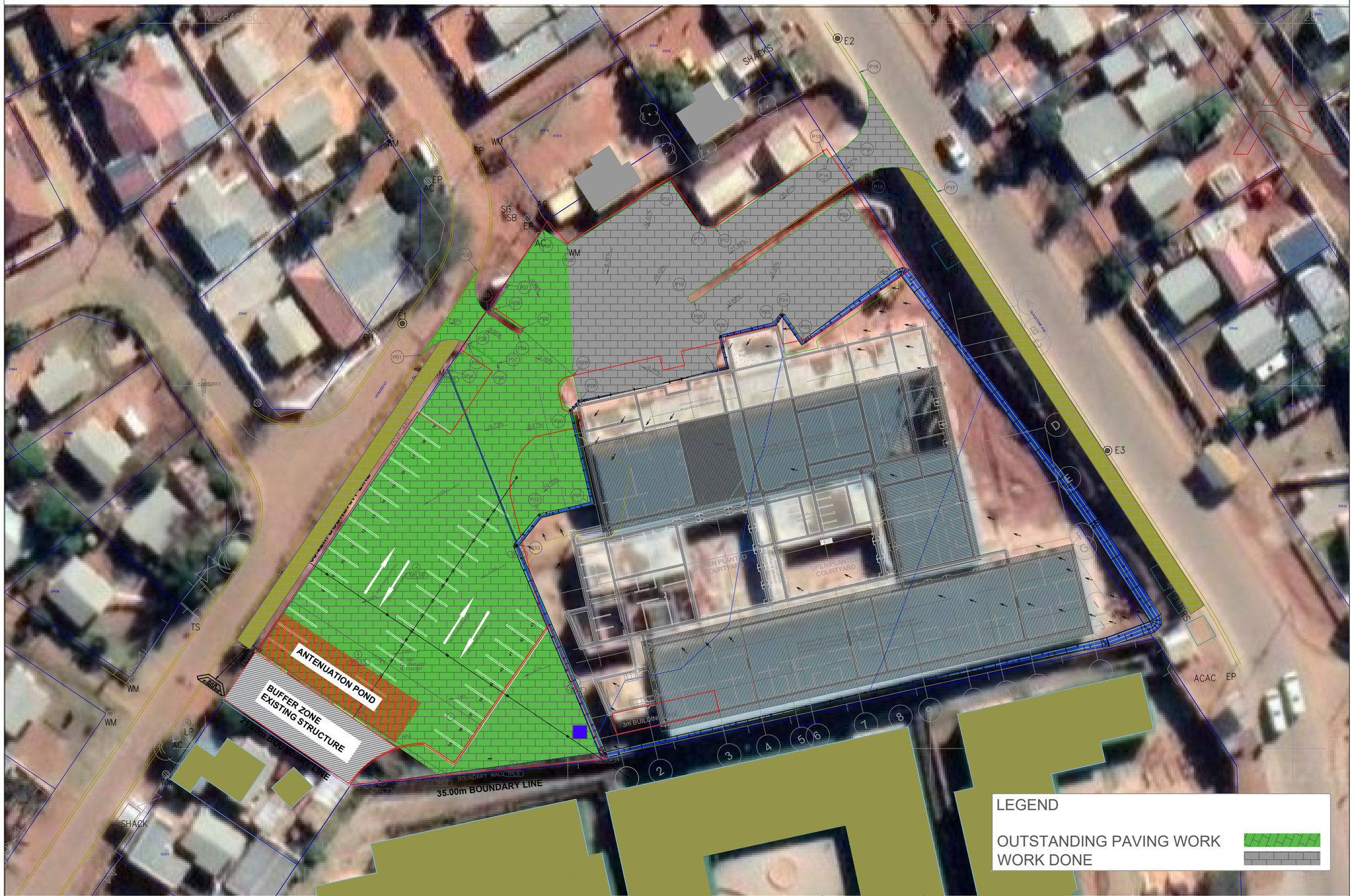

No	DATE	REVISION	CONSULT	DIR
A		ISSUED FOR CONSTRUCTION	TS CONSULT	

FOR TENDERING
PURPOSES

0 0.01 0.02 0.03 0.04 0.05 0.06 0.07 0.08m

SCALE ON REDUCED DRAWING

DESIGNED BY	PK MOILA
CHECKED BY	PD NELUHENI
DRAWN BY	PK MOILA
CHECKED BY	PD NELUHENI

CITY OF TSHWANE

CITY OF TSHWANE
IGNITING EXCELLENCE

Tshashu TS Consulting
CIVIL•STRUCTURAL•PROJECT MANAGEMENT
06 Hans van Rensburg Street, Suite No.11
P.O. BOX 5617
POLOKWANE-NORTH
0750
TEL: (015) 291-4365
FAX: (015) 291 5392
Email: admin @tsconsulting.co.za

CEO MUNICIPALITY — DATE

CONSULTING ENGINEER — DATE

DRAWING TITLE
COMPLETION OF EXISTING INCOMPLETE LUSAKA CLINIC

CONTRACT NUMBER: HD 04-2024/25

PARKING LAYOUT

PROJECT STATUS
For Municipality
For Consulting Engineer

SHEET

SCALE
1:500
AS SHOWN

CONSULTANTS DRAWING NUMBER
TS-CIVIL-01/001

MUN DRAWING NUMBER
MUN/TS/01

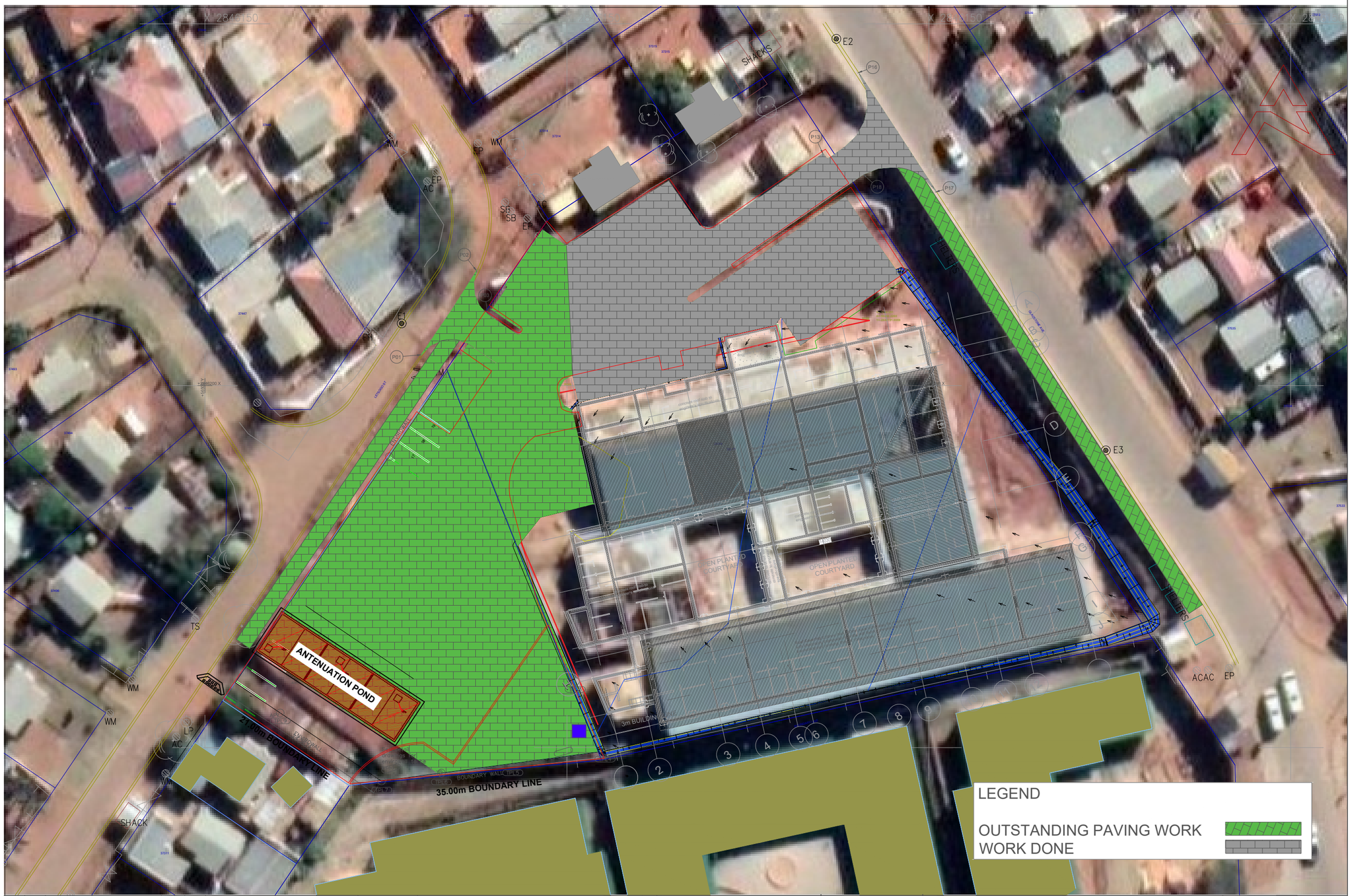

No	DATE	REVISION	CONSULT	DIR
A		ISSUED FOR CONSTRUCTION	TS CONSULT	

FOR TENDERING
PURPOSES

0 0.01 0.02 0.03 0.04 0.05 0.06 0.07 0.08m

SCALE ON REDUCED DRAWING

DESIGNED BY	PK MOILA
CHECKED BY	PD NELUHENI
DRAWN BY	PK MOILA
CHECKED BY	PD NELUHENI

CITY OF TSHWANE
CITY OF TSHWANE
IGNITING EXCELLENCE

Tapasho TS Consulting
CIVIL•STRUCTURAL•PROJECT MANAGEMENT
06 Hans van Rensburg Street, Suite No.11
P.O. BOX 5617
POLOKWANE-NORTH
0750
TEL: (015) 291-4365
FAX: (015) 291 5392
Email: admin @tsconsulting.co.za

CEO MUNICIPALITY — DATE

CONSULTING ENGINEER — DATE

DRAWING TITLE
COMPLETION OF EXISTING INCOMPLETE LUSAKA CLINIC

CONTRACT NUMBER: HD 04-2024/25

LAYOUT PLAN

PROJECT STATUS
For MUNICIPALITY
For Consulting Engineer

CONSULTANTS DRAWING NUMBER
TS-CIVIL-01/001

SHEET

SCALE
1:500
AS SHOWN

MUN DRAWING NUMBER
MUN/TS/01

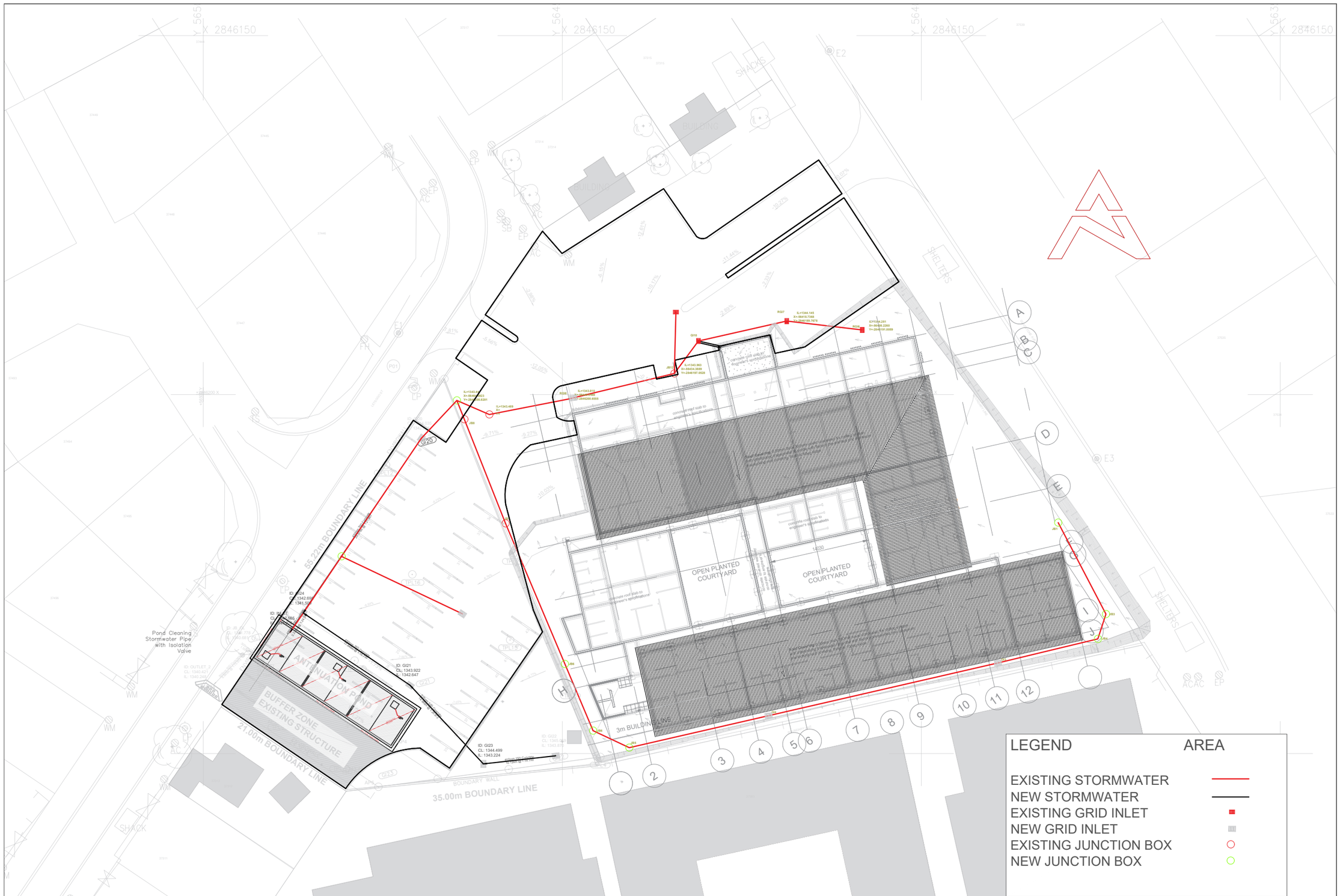

No	DATE	REVISION	CONSULT	DIR
A		ISSUED FOR CONSTRUCTION	TS CONSULT	

FOR TENDERING PURPOSES

0 0.01 0.02 0.03 0.04 0.05 0.06 0.07 0.08m

SCALE ON REDUCED DRAWING

DESIGNED BY	PK MOILA
CHECKED BY	PD NELUHENI
DRAWN BY	PK MOILA
CHECKED BY	PD NELUHENI

CITY OF TSHWANE

Tshashe TS Consulting
CIVIL•STRUCTURAL•PROJECT MANAGEMENT
06 Hans van Rensburg Street, Suite No.11
P.O. BOX 5617
POLOKWANE-NORTH
0750
TEL: (015) 291-4365
FAX: (015) 291 5392
Email: admin @tsconsulting.co.za

CEO MUNICIPALITY — DATE

CONSULTING ENGINEER — DATE

DRAWING TITLE

COMPLETION OF EXISTING INCOMPLETE LUSAKA CLINIC

CONTRACT NUMBER: HD 04-2024/25

STORMWATER LAYOUT

PROJECT STATUS

For MUNICIPALITY

For Consulting Engineer

SHEET

SCALE 1:500 AS SHOWN

CONSULTANTS DRAWING NUMBER TS-CIVIL-01/001

MUN DRAWING NUMBER MUN/TS/01