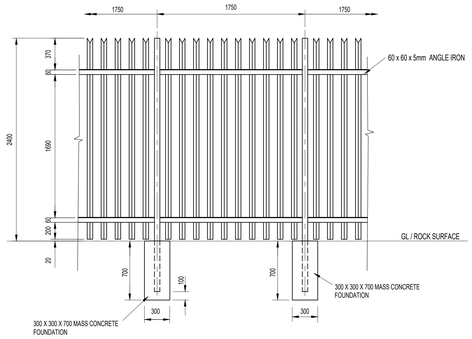

INSIDE ELEVATION-PANEL TYPE A (LEVEL)

SCALE 1:25

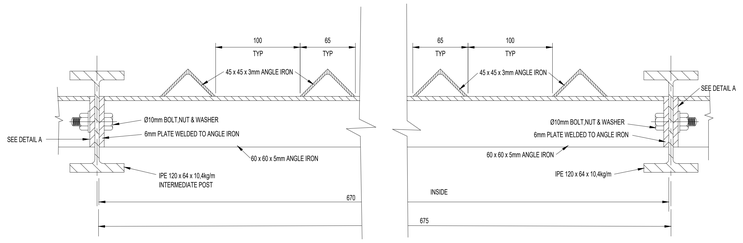

TYPICAL PANEL PLAN VIEW OF 675mm PANEL (4 NO. OFF)

SCALE 1:2.5

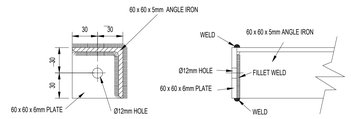

PANEL TYPE A & B

SCALE 1:2.5

DETAIL "A"



PLAN

SCALE 1:25

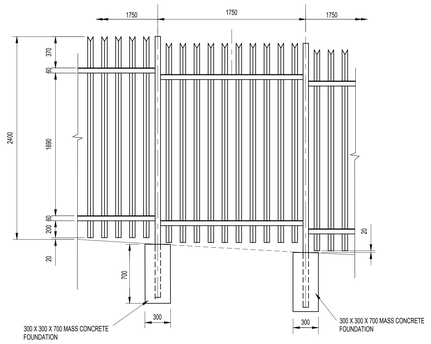

INSIDE ELEVATION-PANEL TYPE B (UNEVEN SLOPE)

SCALE 1:25

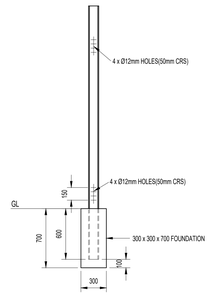

INTERMEDIATE POST

SCALE 1:25

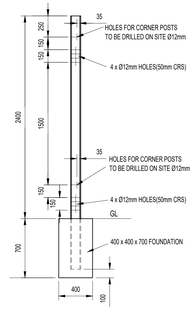

CORNER POST

SCALE 1:25

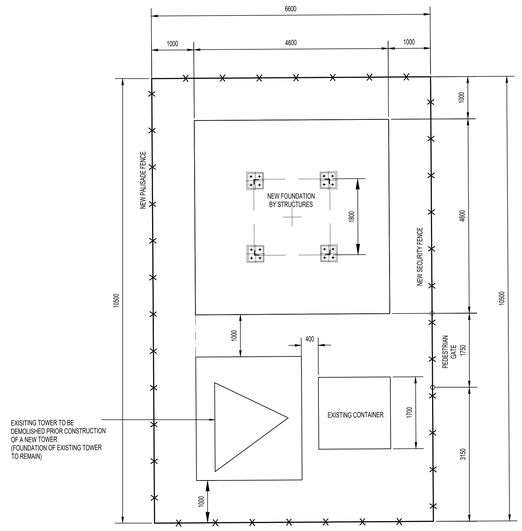

SETTING OUT OF STEEL PALISADE FENCE AROUND FOOTING TO BE IN ACCORDANCE WITH CIVIL ENGINEERING DRAWINGS WHEN SURVEY IS COMPLETE

FENCE PLAN

SCALE 1:50

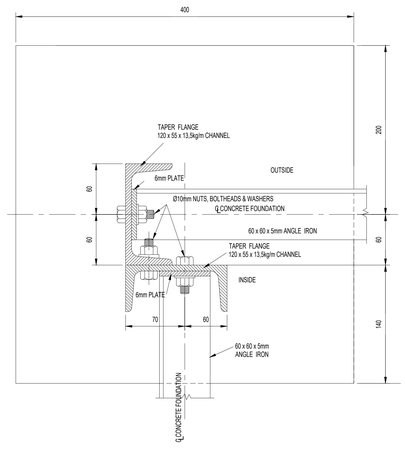

PLAN DETAIL OF CORNER POST & FOUNDATION

SCALE 1:2.5

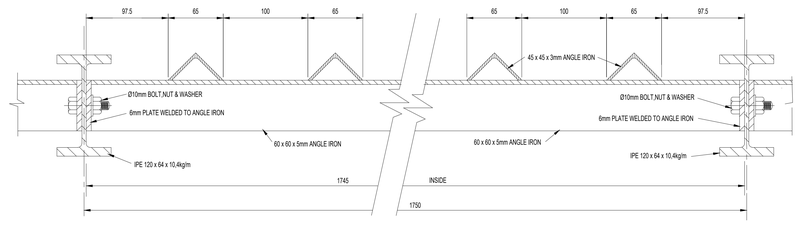

TYPICAL PLAN VIEW OF 1750 PANEL (17 No. OFF)

SCALE 1:2.5

DRAWING NO.	REFERENCE
-	-

REFERENCE DRAWINGS

NOTES:

1. DO NOT SCALE DRAWING - ONLY DIMENSIONS SHOWN TO BE USED.
2. THE CONTRACTOR SHALL VERIFY ALL CONDITIONS, DIMENSIONS AND LEVELS ON THE SITE AND NOTIFY THE NEC SUPERVISOR OF ANY VARIATIONS BEFORE CONSTRUCTION.
3. CHARACTERISTIC STRENGTHS :
   MASS CONCRETE FOOTING :
   BLINDING LAYER / CONCRETE INFILL : 20 MPa / 19mm
4. CONCRETE WORK TO BE DONE IN ACCORDANCE WITH THE FOLLOWING SPECIFICATIONS.

4.1 CONCRETE WORK TO TRANSNET SPECIFICATION S420 AND SANS 1200G.

4.2 CONCRETE PLACING TO BE DONE IN ACCORDANCE WITH SANS 10100 PART 2: CLAUSE 10.2.

5. COVER TO REINFORCEMENT: 50mm
6. FORMWORK AND SURFACE FINISHED FORMED SURFACES:
   a) VISIBLE SURFACE: SMOOTH
   b) UNEXPOSED SURFACE: ROUGH
7. STEELWORK TO BE FABRICATED AND ERECTED IN ACCORDANCE WITH SPECIFICATIONS SANS 2001-CS1 AND SANS 1921-3.
8. HOT-ROLLED STEEL SECTIONS TO BE GRADE S355JR TO EN10025.
9. COLD-FORMED STEELWORK MAY BE COMMERCIAL GRADE, BUT WITH A YIELD STRESS OF AT LEAST 200 MPa.
10. ALL BOLTS TO BE NOT LESS THAN M16 GRADE 8.8 UNLESS OTHERWISE SHOWN.
    A MINIMUM OF TWO BOLTS PER CONNECTION UNLESS OTHERWISE SHOWN.
11. CORROSION PROTECTION OF STEELWORK:

11.1 ALL BOLTS, NUTS AND WASHERS TO BE HOT DIP GALVANIZED TO SANS 121 (ISO 1461), TABLE 3.

11.2 ALL STEELWORK TO BE HOT DIP GALVANIZED TO SANS 121 (ISO 1461)

12. THE CONTRACTOR IS TO SUBMIT TWO COPIES OF SHOP DRAWINGS TO TRANSNET FREIGHT RAIL, ENGINEERING & DESIGN SERVICES, CIVIL & PERWAY OFFICE FOR APPROVAL PRIOR TO FABRICATION. CONTRACTOR TO ISSUE DETAILED METHOD STATEMENT AND DETAILED SEQUENCING DRAWING FOR APPROVAL.
13. ALL WELDS TO BE 6mm FILLET UNLESS OTHERWISE SHOWN.
14. WELDING SHALL CONFORM WITH AWS D1.1-90 SPECIFICATION.
15. BUTT WELDS SHALL DEVELOP THE FULL STRENGTH OF ELEMENT JOINED.
16. WELDING ELECTRODE TO BE E70 XX UNLESS NOTED OTHERWISE.
17. GROUT TO BE A CEMENTITIOUS, NON-SHRINK, SELF-LEVELING GROUT. GROUTING TO BE DONE IMMEDIATELY AFTER ERECTION.

NO.	DESCRIPTION	BY	CHKD	APPD	DATE
A	ISSUED FOR TENDER	LM	CN	DR	21/11/2022

REVISIONS

This Document including all design and information therein is Confidential Intellectual Property of Transnet
Copyright and all other rights are reserved by Transnet. This Document may only be used for its intended purpose.

CONTRACTOR / CONSULTANT				
TITLE	NAME	SIGN	DATE	
-	-		-	-
-	-		-	-
-	-		-	-
-	-		-	-
-			-	-
-			-	-
-			-	-
OPERATING DIVISIONS				
TITLE	NAME	SIGN	DATE	
-	-		-	-
-	-		-	-
-	-		-	-
-	-		-	-
-	-		-	-
-	-		-	-

TRANSNET FREIGHT RAIL					
TITLE	NAME	SIGN	DATE		
DRAWN	PM		21	11	22
CHECKED	CN		21	11	22
DESIGNED	LM		21	11	22
CHECKED	CN		21	11	22
PR.ENG. / PR.TECH./PR. ARCH					
NAME:	DIYKE RAMOKOTJO		DATE		
SIGNATURE:			21	11	22
REG. NUMBER:	200570040				
SCALE :	AS SHOWN		A0		

Transnet Freight Rail
15 GIRTON ROAD
INYANDA HOUSE 2
PARKTOWN
TEL NO: 0860 690 730
FAX NO: 0866 773815

SCHNELLSKOP HIGH SITE POLOKWANE

SCHNELLSKOP

PALISADE FENCE LAYOUT AND DETAILS

DETAILS

PROJECT NUMBER	OD	FBS	DIS	TYPE	DRAWING NO.	SHEET	REV	ID
V R 2 A 1 A A	4	1 1 1	C	D E	0 0 0 1	0 1	. A	LM